


M-101-92

Starting with Serial Number C-1008



**BLACK-TOPPER®
PARTS MANUAL**

**Asphalt Distributors
Models BT and BT/SAM**



E.D. ETNYRE & CO., Oregon, Illinois 61061

BLACK-TOPPER PARTS MANUAL

M-101-92

Starting with Serial Number C1008

HOW TO ORDER PARTS

To assure prompt delivery when ordering parts, please furnish the following information: 1) Complete name and address of consignee. 2) Method of shipment preferred. 3) Is shipment to be prepaid or collect? 4) Serial numbers of units to which parts apply. 5) Complete part numbers and descriptions. 6) Any special instructions.

Part numbers beginning with 9250000 are category numbers and must include descriptive term to complete the order (such as length, color, etc). These items when listed in the parts manual will indicate what information must be included.

WARRANTY

E. D. Etnyre & Co. guarantees for a period of one year from the date of the shipment to repair or replace, F.O.B. its factory, any part which requires replacement due to defect in material or workmanship, but will not be responsible for consequential damages or any further loss by reason of such defect. This guarantee does not cover products that were not manufactured by E. D. Etnyre & Co. except to the extent of the guarantee given by the actual manufacturer.

Reporting Safety Defects

If you believe that your vehicle has a defect which could cause a crash or could cause injury or death you should immediately inform the National Highway Traffic Safety Administration (NHTSA) in addition to notifying E. D. Etnyre & Co.

If NHTSA receives similar complaints, it may open an investigation, and if it finds that a safety defect exists in a group of vehicles, it may order a recall and remedy campaign. However, NHTSA cannot become involved in individual problems between you, your dealer, or E. D. Etnyre & Co.

To contact NHTSA, you may either call the Auto Safety Hotline toll-free at 1-800-424-9393 (or 366-0123 in Washington, D.C. area) or write to: NHTSA, U.S. Department of Transportation, Washington, D.C. 20696. You can also obtain other information about motor vehicle safety from the hotline.



E. D. ETNYRE & CO., Oregon, Illinois 61061, Phone Area Code 815/732-2116, Cable Address "EDECO"

TABLE OF CONTENTS AND SPECIFIC UNIT INFORMATION

UNIT SERIAL NO. _____

ENGINE SERIAL NO. _____

NORMAL CAPACITY _____

HYDRAULIC MOTOR SERIAL NO. _____

TANK SIZE _____ X _____ X _____ LG.

HYDRAULIC PUMP SERIAL NO. _____

<u>PART NO.</u>	<u>DESCRIPTION</u>	<u>PAGE NO.</u>	<u>PART NO.</u>	<u>DESCRIPTION</u>	<u>PAGE NO.</u>
_____	Manhole - 20 inch	5	_____	Pump Housing	29
_____	Removable Overflow	6	_____	Fuel Tank and Lines - Top Draw	111
_____	Miscellaneous	119	_____	Tank Assembly	111
_____	Miscellaneous Attachments	112	_____	Fuel Line	111
_____	Caution Plate Identification	120	_____	Thermocontrol - Etnyre L.P.G.	
	<u>FRAME</u>		_____	Burners	107
_____	Subframe - FC and TUF Bars	67	_____	Shut - Off - Etnyre L.P.G.	
_____	Carrying Bracket	67	_____	Burners	105
_____	Subframe - TUC Bar	69		<u>PIPING</u>	
_____	Carrying Bracket	69	_____	Pump P - 15	30
_____	Frame Extension Asm - Left	119	_____	Circulating System with V - 16	
_____	Frame Extension Asm - Right	119	_____	Intake Valve	23
	<u>POWER TRAIN</u>		_____	Case	23
_____	Controls-Hydrostatic System	15	_____	Valve Assembly	23
_____	Control Cable	15	_____	Distributing Lines - FC and TUF	
_____	Connecting Rod	15	_____	Bars	25
_____	Hydrostatic Drive-Piping and Instal.		_____	Drop Pipe Assembly	25
_____	PTO Driven	13	_____	Offset Line Assembly	25
_____	Reservoir Pump Hose Asm	13	_____	Distributing Lines - TUC Bar	26
_____	Hydraulic Pump	13	_____	Drop Pipe Assembly	26
_____	High Pressure Hose Asm	13	_____	Offset Line	26
_____	Suction Hose Asm	13	_____	Distributing Lines - SAM Bar	27
_____	Reservoir to Motor Hose Asm	13	_____	Drop Pipe Assembly	27
_____	Drive Line - PTO to Hydraulic		_____	Offset Line	27
_____	Pump	14	_____	Valve - Inside	31
_____	Hydraulic Universal and Tachometer Drive		_____	Valve Stem	31
_____	PTO/Auto Trans.	11	_____	Valve Assembly	31
_____	Engine Accessories	7		<u>SPRAYBAR</u>	
_____	Clutch - 10 inch	10	_____	TUC Spray Bar Assembly - All	
_____	Transmission G-300	9	_____	Standard Valves	81
_____	Hydrostatic Blower Drive-Low Pressure		_____	TUC Spray Bar Assembly - All	
_____	Burners	99	_____	Flip Valves	83
_____	Air Compressor Installation-Rear Engine		_____	TUC Spray Bar Assembly - Center	
_____	Distributor	43	_____	Sect. W/Std. Valves, Hook Sect.	
_____	Air Compressor Installation -		_____	W/Flip Valves	85
_____	Hydraulic Distributor	42	_____	TUC Spray Bar Accessories	87
	<u>HEATING</u>		_____	Spray Bar - FC	79
_____	Burners - High Pressure	93,94,95	_____	10' Center Section	79
_____	Burners - Low Pressure	96	_____	Box - Bar Section	116
_____	Feed Tube	96	_____	SAM Spray Bar	89
_____	Blower - 6601987	100	_____	Sam Spray Bar/ 1' Controls	91
_____	Burners - Generation	101	_____	SAM Spray Bar Gang ON/OFF	92
_____	Fuel Pump Assembly -		_____	Bar Raise Installation -	
_____	Generating Burners	97	_____	Hydraulic	71
_____	Liquid Propane Burners - Bottle		_____	Bar Raise Installation -	
_____	System	102	_____	Electric	72
_____	Liquid Propane Burners - Tank		_____	Heavy Duty Spray Bar Carrier	73,74
_____	System	103	_____	Raise and Shift - SAM Spray Bar	75
_____	LP Portable Burners - Tank and		_____	Spray Bar Wing-Up -	
_____	Bottle Systems	104	_____	SAM Spray Bar	77
_____	Burners - Portable Generating	108			
_____	Portable Burners - Vapor Propane				
_____	- Kerosene Generating	109			

TABLE OF CONTENTS AND SPECIFIC UNIT INFORMATION

UNIT SERIAL NO. _____

ENGINE SERIAL NO. _____

NOMINAL CAPACITY _____

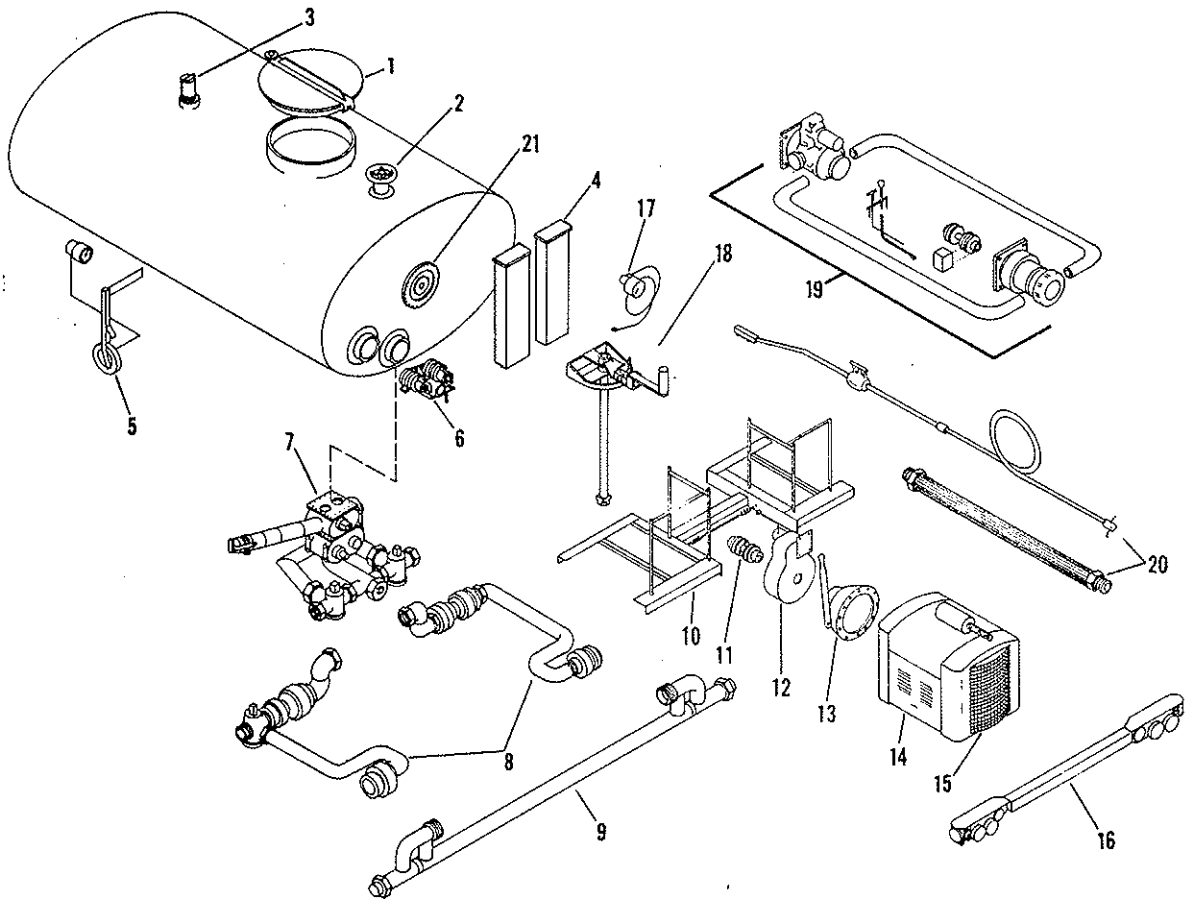
HYDRAULIC MOTOR SERIAL NO. _____

TANK SIZE _____ X _____ X _____ LG.

HYDRAULIC PUMP SERIAL NO. _____

<u>PART NO.</u>	<u>DESCRIPTION</u>	<u>PAGE NO.</u>	<u>PART NO.</u>	<u>DESCRIPTION</u>	<u>PAGE NO.</u>
<u>CONTROLS</u>			<u>ATTACHMENTS</u>		
_____	Control Panels	47,48,49,50	_____	Smoke Stacks - External	117
_____	Quadrant - FC and TUC Bar		_____	Ladder and Walkway	113
_____	Hydraulic and Engine Drive	21	_____	Ladder - Rear, BT/SAM	114
_____	Jack Shaft	21	_____	Tool Boxes - BT/SAM	115
_____	Air Control Reservoir and Piping	44			
_____	Std. Air Control Box Assembly -			<u>INDEX</u>	121
_____	ON/OFF Only	40			
_____	Air Control Installation - No		_____	<u>LUBRICATION CHART</u>	Inside Front Cover
_____	Other Controls	41			
_____	Air Control Box Assembly -		_____	<u>DECIMAL EQUIVALENT</u>	
_____	Multiple Controls	39	_____	<u>CHART</u>	Inside Back Cover
_____	Air Control Installation - With				
_____	Other Controls	37		<u>SPECIAL ATTACHMENTS:</u>	
_____	Constant Bar Height Control -		_____	_____	_____
_____	3351258	70	_____	_____	_____
_____	Control - Bar Turn Up - for TUC	35	_____	_____	_____
_____	Control - Bar Shifting - TUC and FC	36	_____	_____	_____
_____	Control - Front Suction	32	_____	_____	_____
_____	Pump Tachometer PTO/Auto	11	_____	_____	_____
_____	Cable	11	_____	_____	_____
_____	Cable Core	11	_____	_____	_____
_____	Bitumeter Assemblies	54	_____	_____	_____
_____	Cable	53	_____	_____	_____
_____	Cable Core	53	_____	_____	_____
_____	Bitumeter Head	53	_____	_____	_____
_____	Bitumeter Assembly - Air Control	54	_____	_____	_____
_____	Tank Gauge Assembly	118	_____	_____	_____
_____	Dial No.	118	_____	_____	_____
	<u>ELECTRICAL</u>		_____	_____	_____
_____	Econo Bumper Assembly	61	_____	_____	_____
_____	Environmental Bumper Assemblies	61	_____	_____	_____
_____	Loom Bumper Assemblies	63	_____	_____	_____
_____	Identification and Clearance Lights	59	_____	_____	_____
_____	Wiring Diagram - Lighting -		_____	_____	_____
_____	Environmental	64	_____	_____	_____
_____	Wiring Diagram - Lighting - Loom	65	_____	_____	_____
_____	Wiring Diagram - Air Controls -		_____	_____	_____
_____	FC and TUC	33	_____	_____	_____
_____	Wiring Diagram - Air Controls - TUC	34	_____	_____	_____
_____	Wiring Diagram - Digital Bitumeter -		_____	_____	_____
_____	Pump Tachometer	56	_____	_____	_____
_____	Wiring Diagram - Model BT W/SAM		_____	_____	_____
_____	Bar Gang ON/OFF	57	_____	_____	_____
_____	Wiring Diagram - Igniter Burner Wiring		_____	_____	_____
_____	High Pressure Burners	95	_____	_____	_____
_____	Wiring Diagram - Bar ON/OFF, Heavy		_____	_____	_____
_____	Duty Bar Carrier	76	_____	_____	_____
_____	Wiring Diagram - Bar Raise, Heavy		_____	_____	_____
_____	Duty Bar Carrier	76	_____	_____	_____
_____	Radar Speed Sensor	51	_____	_____	_____

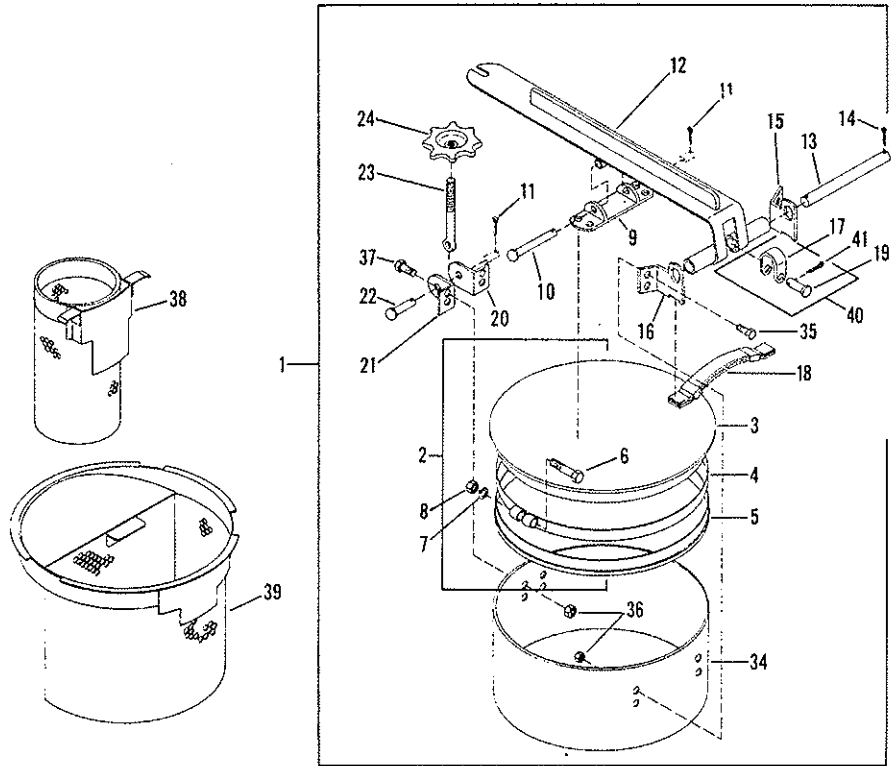
GENERAL IDENTIFICATION



Ref .	Page	Description
1	5	Manhole
2	31	Inside Valve
3	6	Removable Overflow
4	117	External Smoke Stacks
5	53,54,55,56	Bitumeter
6	93-109	Burners
7	15,23	Circulating System
8	25,26,27,28	Distributing Lines
9	79-92	Spray Bar
10	67,69	Subframe
11	9	Pump Couplings
12	9	Transmission
13	10	Clutch
14	U.S.	Engine
15	7	Engine Accessories
16	59-65	Bumper
17	53,55,56	Pump Tachometer
18	21	Quadrant
19	11,13,14,15	Hydraulic
20	112,119	Miscellaneous Items
21	118	Tank Gauge

U.S. - Unit Serial Number

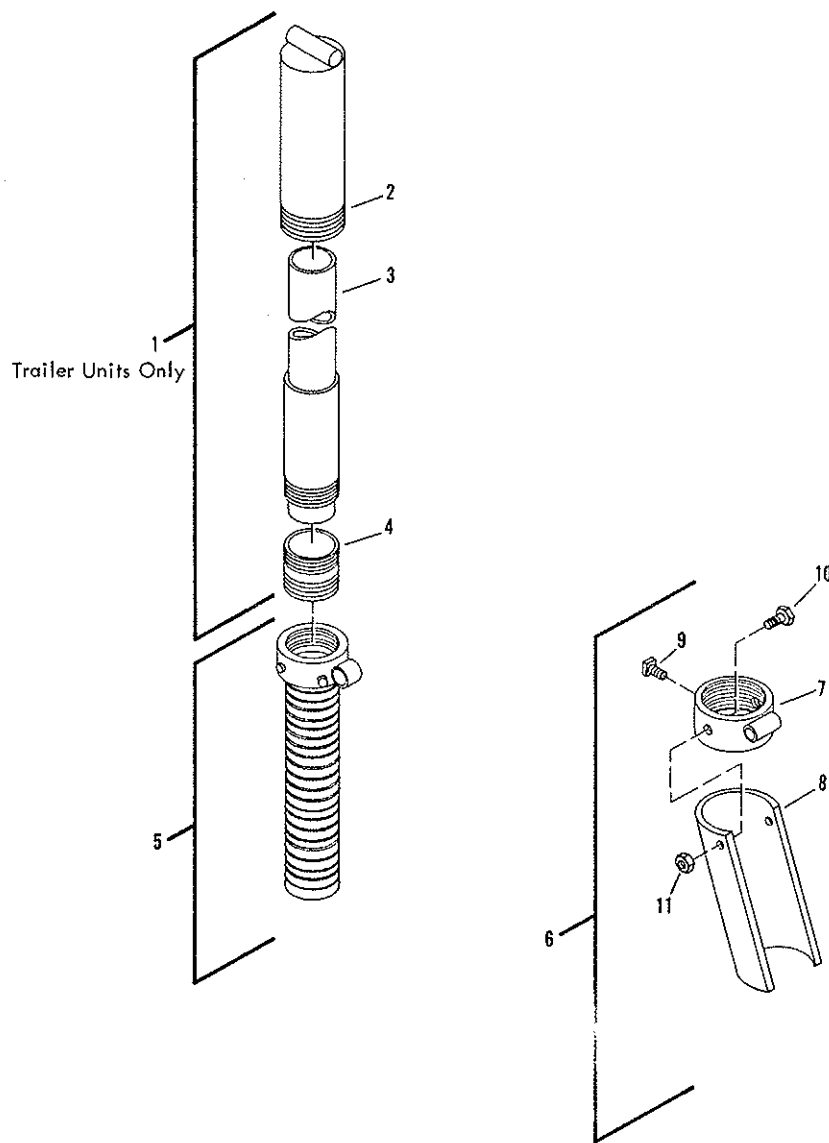
MANHOLE - 20 INCH



REF.	PART NO.	QTY.	DESCRIPTION	REF.	PART NO.	QTY.	DESCRIPTION
1	3300135	1	MANHOLE ASSEMBLY, COMPLETE	39	3390095	1	STRAINER=LARGF
	3300356	1	MANHOLE W/RELIEF VALVE =NS	40	3300152	1	SLEEVE YOKE ASSEMBLY
	2700042	1	MANHOLE ASM W/RELIEF VALVE AND LIGHT WEIGHT COLLAR (TAPERED DIST ONLY) NS	41	0103386	1	PIN=COTTER, 0.12X1.25
2	3300301	1	MANHOLE COVER, COI PLFTE				
	3300302	1	MANHOLE COVER W/RELIEF VALVE				
3	3300142	1	COVER ASSEMBLY				
	3300759	1	COVER ASM W/RELIEF VALVE =NS				
4	3300146	1	RING ASSEMBLY=RETAINER				
5	6600334	1	GASKET				
6	0122083	1	SCREW=HEX, 0.31NCX2.75				
7	0120214	1	WASHER=LOCK, 0.31, SPRING, PD				
8	0120376	1	NUT=HEX, 0.31NC, PD				
9	3300122	1	BEARING ASSEMBLY				
10	3300125	1	PIN=COVER				
11	0103373	3	PIN=COTTER, 0.09X0.75				
12	3300136	1	TONGUE ASM				
13	3300121	1	PIN=HINGE				
14	0103385	2	PIN=COTTER, 0.12X1.00				
15	3300018	1	BRACKET=HINGE, LEFT				
	2750299	1	HINGE BRKT=NONRELIEVING, LEFT				
16	3300019	1	BRACKET=HINGE, RIGHT				
	2750298	1	HINGE BRKT=NONRELIEVING, RT.				
17	3300154	1	SLEEVE YOKE				
18	3300151	1	SPRING=RELEASE				
19	3300294	1	PIN=SLEEVE YOKE				
20	3300148	1	LATCH BEARING=LEFT				
21	3300149	1	LATCH BEARING=RIGHT				
22	3300293	1	PIN=LATCH				
23	3300150	1	BOLT=LATCH				
24	3300120	1	HANDWHEEL				
34	3300159	1	COLLAR=MANHOLE, 20 INCH				
35	0120741	4	SCREW=HEX, 0.31NCX0.75				
36	0120368	16	NUT=HEX, 0.31NC				
37	0122017	8	SCREW=HEX, 0.31NCX1.00				
38	3390173	1	STRAINER=SMALL				

NS = NOT SHOWN

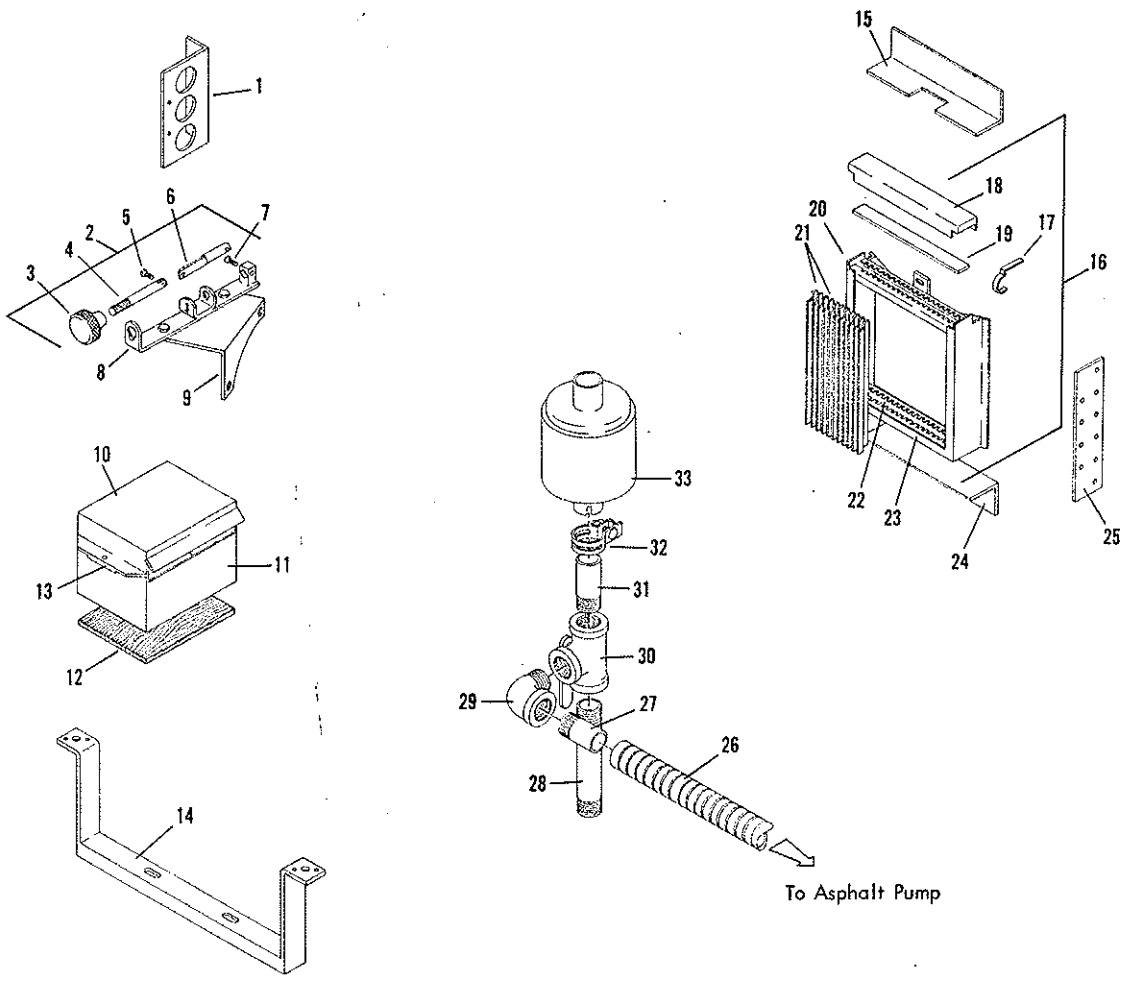
REMOVABLE OVERFLOW



REF.	PART NO.	QTY.	DESCRIPTION	REF.	PART NO.	QTY.	DESCRIPTION
1	3300300	AR	OVERFLOW ASM-REMOVABLE, 38X60 TK	3300319	AR	PIPE-OVERFLOW, 63X90 TANK	
	3300309	AR	OVERFLOW ASM-REMOVABLE, 44X64 TK	3300380	AR	PIPE ASM-OVFL REMOVEABLE, 64X90	
	3300350	AR	OVERFLOW ASM-REMOVABLE, 46X78 TK	4	6200120	1	NIPPLE-CLOSE, 3.00IN
	3300311	AR	OVERFLOW ASM-REMOVABLE, 48X70 TK	5	3300036	1	EXTENSION ASM-OVERFLOW OUTLET
	3300314	AR	OVERFLOW ASM-REMOVABLE, 49 TANKS	6	2750524	1	EXTENSION ASSEMBLY-OVERFLOW
	3300875	AR	OVERFLOW ASM-REM, 49.5X90 OVAL	7	2750526	1	COUPLING ASM-EXT, OVERFLOW
	3300316	AR	OVERFLOW ASM-REMOVABLE, 54X90 TK		2750525	1	TROUGH-EXTENSION
	3300876	AR	OVERFLOW ASM-REMOVEABLE, 56X90		0107327	1	SCREW-SQHD, 0.31NCX1.00, CUP, PD
	3300318	AR	OVERFLOW ASM-REMOVABLE, 63X90 TK		012201	2	SCREW-HEX, 0.31NCX1.00, GR2, PD
	3300877	AR	OVERFLOW ASM-REMOVEABLE, 64X90		941162	2	NUT-HEX, LOCK, 0.31NC, EA, PD
2	3300024	1	DOME ASSEMBLY-OVERFLOW				
3	3300308	AR	PIPE-OVERFLOW, 38X60 TANK				
	3300310	AR	PIPE-OVERFLOW, 44X64 TANK				
	3300351	AR	PIPE-OVERFLOW, 46X78 TANK				
	3300313	AR	PIPE-OVERFLOW, 48X70 TANK				
	3300315	AR	PIPE-OVERFLOW, 49X90+49X83 TANK				
	3300878	AR	PIPE ASM-OVFL, REM, 49.5X90 OVAL				
	3300317	AR	PIPE-OVERFLOW, 54X90 TANK				
	3300879	AR	PIPE ASM-OVFL REMOVEABLE, 56X90				

AR = AS REQUIRED

ENGINE ACCESSORIES

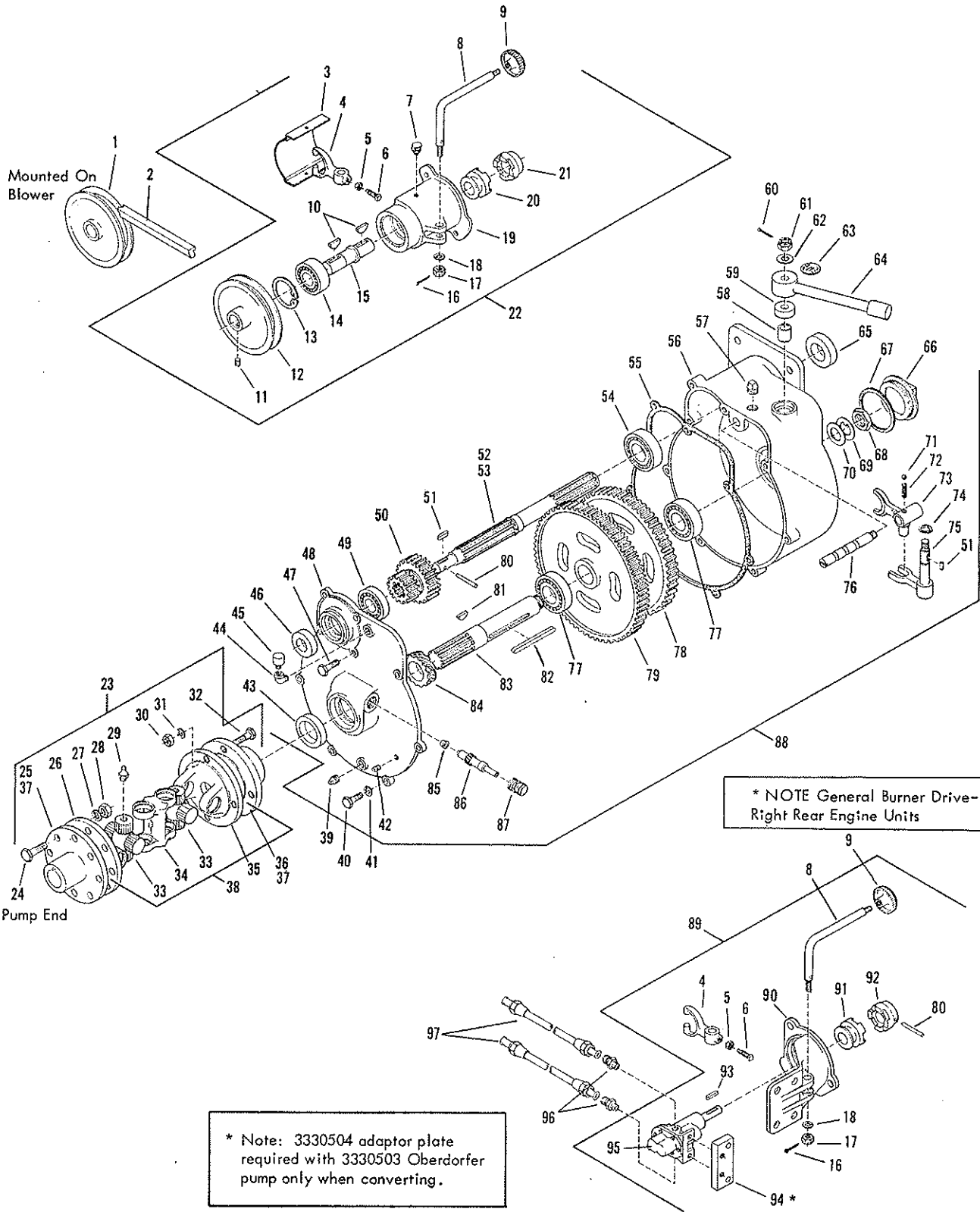


REF.	PART NO.	QTY.	DESCRIPTION	REF.	PART NO.	QTY.	DESCRIPTION
1	3321050	1	BRACKET, GAUGES, ENGINE, WHITE	27	6200280	1	NIPPLE=HALF, SCH 40, 1.50X3.00PN
2	3320541	1	CONTROL ASM=GOVERNOR, RR ENGINE	28	6200364	1	NIPPLE=PP, SCH40, 1.50X11.00, PN
3	3320550	1	NUT ASM=THUMB, GOVERNOR CONTROL	29	0218202	AR	ELBOW=PIPE, 90, ST, 1.50NPT, PN
4	3320549	1	ROD=CONNECTING, GOVERNOR CONT	30	3320536	1	VALVE ASM=BUTTERFLY, EXHAUST
5	0193257	1	SCREW=MACH, PNSL, 6NC X 0.25, PD	31	6200343	1	NIPPLE=HLF, SCH 40, 1.50X4.50, PN
6	3320546	1	ARM ASSEMBLY= PUSH, GOV CONTROL	32	7300043	1	CLAMP=MUFFLER
7	0436750	1	SCREW=MACH, PNSL, 10NFX0.50, PD	33	7380001	1	MUFFLER=ENGINE, WHITE
8	3320542	1	BRACKET ASM=GOVERNOR CONTROL	34	7300120	1	GASKET
9	3320553	1	BRACKET=MOUNTING, GOVERNOR CONT				
10	3320461	1	LID=12 VOLT BATTERY BOX				
11	3320458	1	BATTERY BOX ASSEMBLY=12 VOLT				
12	3320462	1	BOTTOM=WOOD, 12 VOLT BATT BOX				
13	3320457	1	HOLD DOWN=BATTERY				
14	3321066	2	BRACKET ASM=MTG, ENG, UNIV, TRUCK				
	3321037	2	BRACKET ASM=MTG, ENG, UNIV, TRLR				
15	3320970	1	FILLER=TOP, RAD SHIELD, PER+WHT				
16	3321079	1	SHIELD ASM=RADIATOR, WHITE GAS				
17	3320525	1	FASTENER=COVER, RADIATOR SHIELD				
18	3320523	1	COVER=RADIATOR SHIELD				
19	3320524	1	PAD=FOAM RUBBER, RADIATOR SHLD				
20	3320516	1	FRAME ASM=RADIATOR SHIELD				
21	3320521	20	LOUVRE=RADIATOR SHIELD				
22	3320522	1	BASE=LOUVRE, RADIATOR SHIELD				
23	3320526	1	CLOTH=ASB, RADIATOR SHIELD				
24	3320969	1	FILLER=BOT, RAD. SHIELD, PERK+WHT				
25	3321044	2	FILLER=SIDE, RAD. SHLD, WHITE ENG				
26	3320712	1	HOSE=EXHAUST				

NS = NOT SHOWN
AR = AS REQUIRED

SPECIFY UNIT SERIAL NO., PART NO., & PART DESCRIPTION

TRANSMISSION - G-300

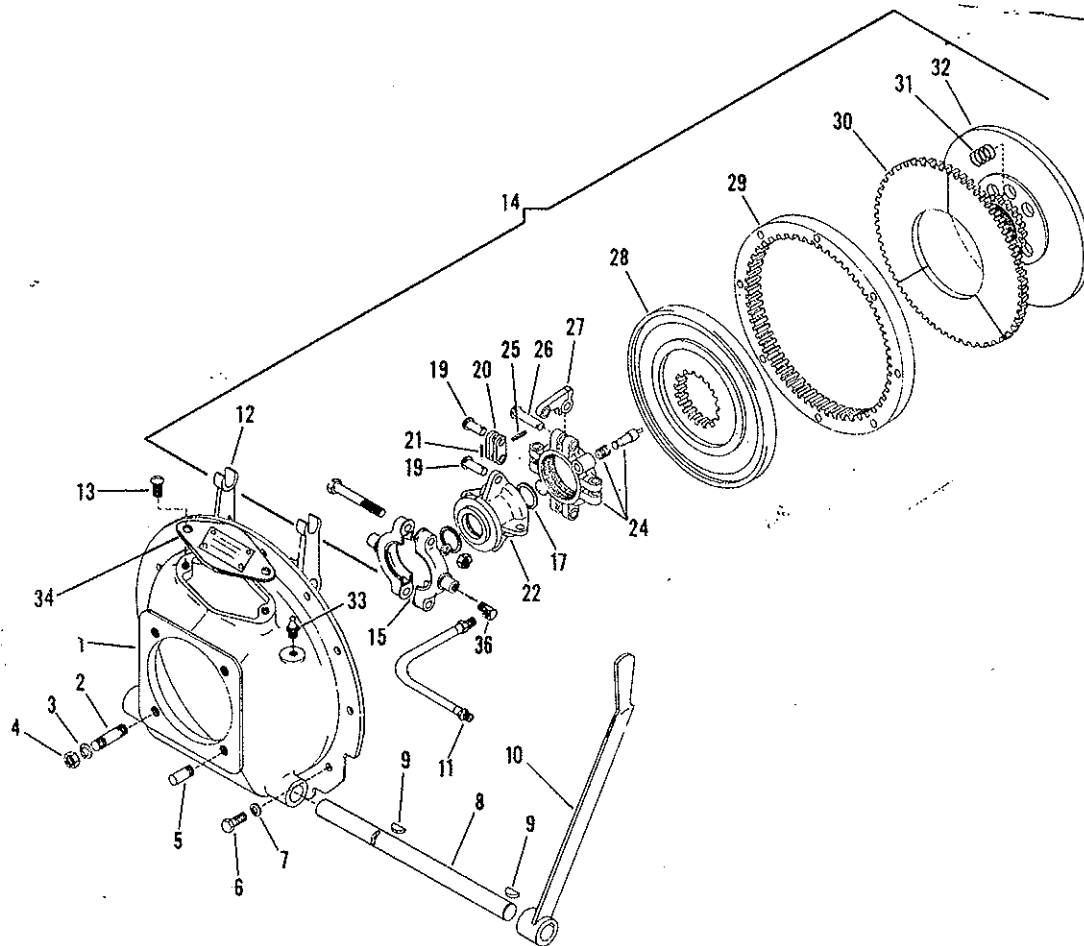


TRANSMISSION - G-300

REF.	PART NO.	QTY.	DESCRIPTION	REF.	PART NO.	QTY.	DESCRIPTION
1	3321255	1	SHEAVE=6IN,BLOWER DRIVE	71	6000290	1	BALL=0.38,G 500 C/STEEL
2	6435032	1	V BELT=B45	72	3320226	1	SPRING=MESH LOCK
	6435034	1	V BELT=B48	73	3320219	1	YOKE=SHIFTING,BRASS
	6435038	1	V BELT=5V560	74	6000288	1	RING=RETAINING,MESH LOCK SHAFT
3	3320190	1	PLATE=DUST,BLOWER DRIVE	75	3320221	1	SHIFTING FORK + SHAFT ASSEMBLY
4	3320192	1	YOKE=BLOWER DRIVE	76	3320220	1	SHAFT=MESH LOCK
5	0124829	1	NUT=HEX,0.38NC,PD, JAM	77	6420030	2	BEARING=BALL,RAD,SGL,NA,1.378
6	0106850	1	SCREW=SQHD,0.38NCX1.25,DDG,PD	78	3320634	1	GEAR=SPUR,78 TOOTH
7	6600188	1	OILER	79	3320635	1	GEAR=SPUR,88 TOOTH
8	3320193	1	LEVER=SHIFTING,BLOWER DRIVE	80	0103598	AR	PIN=TAPER,NO.3 X 2.00 LG
9	3320228	1	KNOB=SHIFTING	81	6000368	1	KEY=WOODRUFF
10	0103462	2	KEY=WOODRUFF,NO.13,0.19X1.00,PN	82	6000459	1	KEY=0.38X0.38CR X4.44,RD END
11	0102586	1	SCREW=SOCK,0.31NCX1.00,CUP,PN	83	3320910	1	SHAFT=GEAR,LARGE,OUTPUT
12	3320182	1	SHEAVE=V BELT DRIVE,BLOWER	84	6460027	1	GEAR
13	6000287	1	RING=RETAINING,BRG,BLOWER DRIVE	85	6000370	1	BUSHING
14	6420033	1	BEARING=BALL,ANC,DBL,NA,0.9843	86	6460028	1	GEAR=DRIVE
15	3320183	1	SHAFT=DRIVE,BLOWER DRIVE	87	6460029	1	SLEEVE
16	0103373	1	PIN=CUTTER,0.09 X 0.75LG	88	3320214	1	GEAR CASE ASSEMBLY
17	0125348	1	NUT=HEX,SLOT,THICK,0.38NF,PD	89	3320722	1	CLUTCH ASM=GEN BURNER
18	6100125	1	WASHER=BELVUE,0.38,SPRING,PD	90	3320198	1	BRACKET=FUEL PUMP,G300
19	3320191	1	BRACKET=BLOWER DRIVE	91	3320148	1	JAW=CLUTCH,DRIVEN HALF
20	3320163	1	JAW=CLUTCH,SLIDE HALF	92	3320146	1	JAW=CLUTCH,DRIVE HALF
21	3320164	1	JAW=CLUTCH,DRIVING HALF	93	3100118	1	KEY=0.12 SQ X 1.00 IN LG
22	3320579	1	BLOWER DRIVE ASM	94	3330504	1	PLATE=PUMP ADAPTOR,OVERDORFER
23	6440019	1	UNIVERSAL JOINT=DOUBLE	95	3330503	1	PUMP=OVERDORFER
24	0122027	8	SCREW=HEX,0.31NCX1.25,GR2,PD		7040006	AR	REPAIR KIT=OVERDORFER PUMP=NS
25	6440040	1	FLANGE=TAPER HOLE	96	6200175	2	UNION=HALF,0.38TU X 0.50MPT
26	6440047	1	YOKE=CENTER JOINT(PUMP END)	97	9250129	2	TUBE ASM=COP,0.38 OD (SPECIFY LENGTH)
27	0120214	8	WASHER=LOCK,0.31,SPRING,PD				
28	0120366	8	NUT=HEX,0.31NC,PD				
29	0127800	2	FITTING=LUBE,ST,0.12PTFX0.69PN				
30	0120375	3	NUT=HEX,0.25NC,PD				
31	0120380	3	WASHER=LOCK,G.25,SPRING,PD				
32	0121913	3	SCREW=HEX,0.25NCX1.25,GR2,PD				
33	6440103	2	CROSS + BEARING ASM				
34	6440048	1	YOKE=CENTER,DOUBLE				
35	6440043	1	YOKE=CENTER JOINT(TRANS END)				
36	6440039	1	SPLINE=FLANGE				
37	6440079	8	SLEEVE=NS				
38	6440098	1	JOINT=CENTER				
39	0219189	1	PLUG=PIPE,SQHD,0.25NPT,PN				
40	0120233	8	SCREW=HEX,0.38NCX1.00,GR2,PD				
41	0120382	8	WASHER=LOCK,0.38,SPRING,PD				
42	0219187	1	PLUG=PIPE,SQHD,0.12NPT,PN				
43	6600187	1	RETAINER-OIL,LOWER,TRANS COVER				
44	0105423	1	ELBOW=PIPE,90,ST,0.25NPT,PN				
45	6600223	1	BREATHER				
46	6600185	1	RETAINER-OIL,UPPER,TRANS COVER				
47	0122119	1	SCREW=HEX,0.38NCX0.75,GR2,PD				
48	3320707	1	COVER ASM=G300 TRANS (INCLUDES ITEMS 39,42,43,46,47,53 + 85)				
49	6420032	1	BEARING=BALL,ANC,SGL,0.9843				
50	3320608	1	PINION=2 SPEED TRANSMISSION				
51	6000012	1	KEY=0.18X0.18 CR X 0.75				
52	3320144	1	SHAFT=CLUTCH,2-SPEED TRANS				
53	6000293	2	RING=RETAINING=NS				
54	6420031	1	BEARING=BALL,ANC,SGL,1.378				
55	3320218	1	GASKET=GEAR CASE				
56	3320216	1	CASE=GEAR				
57	0219199	1	PLUG=PIPE,SQHD,0.50NPT,PN				
58	6000289	1	BUSHING-OILITE				
59	6600184	1	RETAINER-OIL,SHIFT LEVER				
60	0103384	1	PIN=CUTTER,0.12X0.75,PD				
61	0427494	1	NUT=HEX,SLOT,THICK,0.50NC,PD				
62	0120390	1	WASHER=FLAT,0.50A,W,PD				
63	3360177	1	PLATE=INSTRUCTION,TRANS SHIFT				
64	3320224	1	LEVER ASSEMBLY=SHIFTING				
65	6600186	1	RETAINER-OIL,GEAR CASE				
66	3320132	1	PLUG=GEAR CASE				
67	3320155	1	GASKET=GEAR CASE PLUG				
68	3320117	1	NUT=LOCK,BEARING				
69	6100018	1	WASHER=LOCK				
70	6100017	1	WASHER=HR,WRIGHT WA.1.75X1X10GA				

NS = NOT SHOWN
AR = AS REQUIRED

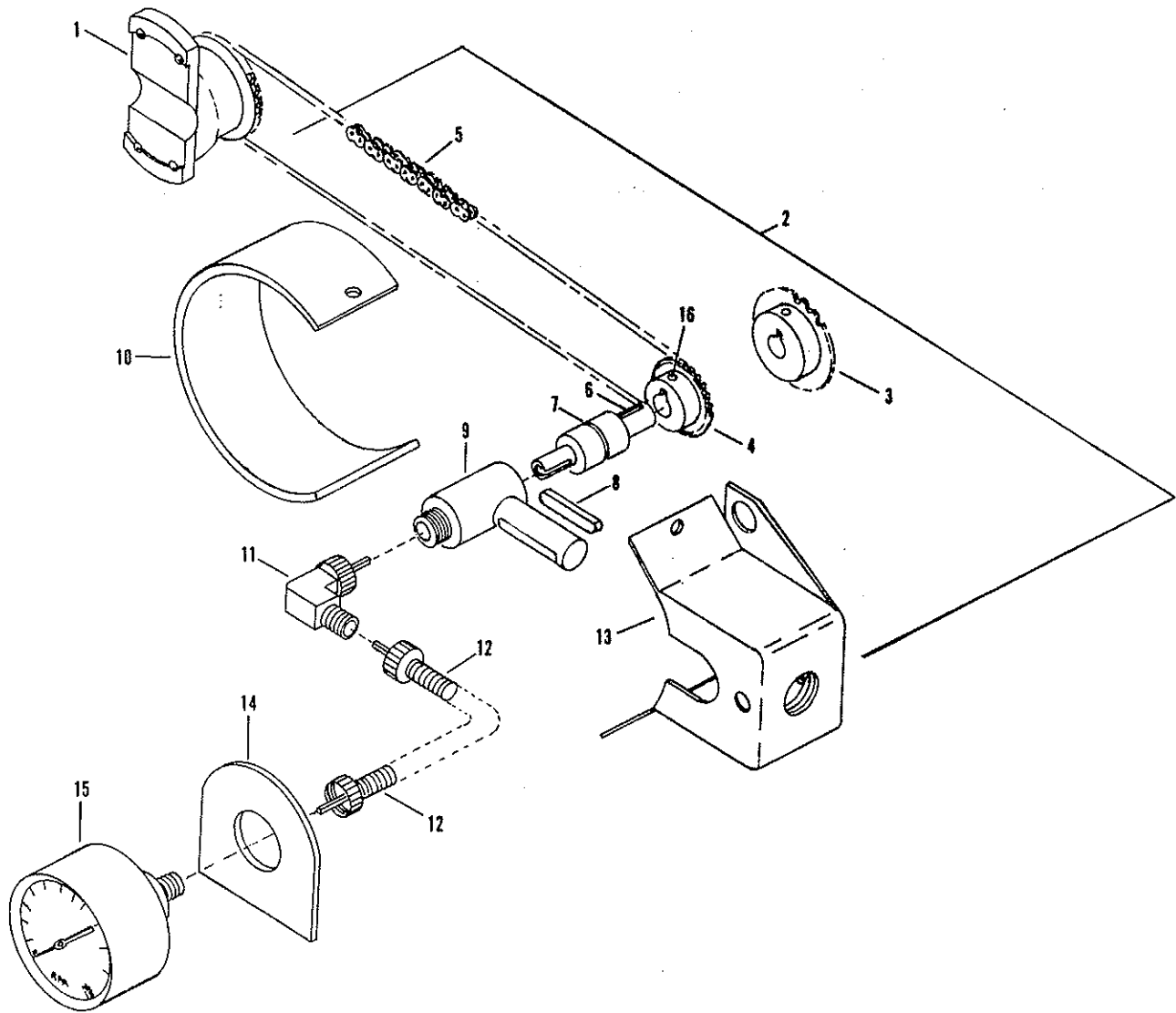
CLUTCH-10 INCH REAR ENGINE



REF.	PART NO.	QTY.	DESCRIPTION	REF.	PART NO.	QTY.	DESCRIPTION
1	3320715	1	HOUSING ASSEMBLY (INCL ITEMS 2-5,13,33,34,12)	23	7300039	1	STARTER NS
	3320464	1	HOUSING ONLY	24	6410009	1	YOKE WITH PIN AND SPRING
2	3320639	3	STUD	25	6410016	4	COTTER PIN
3	0120384	3	LOCK WASHER 1/2	26	7810006	4	FINGER LEVER PIN
4	0120371	3	HEX NUT 1/2 NF	27	7810004	4	FINGER LEVER
5	3320467	1	PIN GUIDE	28	7810001	1	FLOATING PLATE
6	0120233	12	CAP SCREW 3/8 NC X 1	29	6410014	1	RING DRIVE
7	0120382	12	LOCK WASHER 3/8	30	6410013	1	FRICTION DISC
8	3320003	1	SHAFT-CLUTCH THR	31	6410011	6	RELEASE SPRING
9	0112139	2	WOODRUFF KEY 7/8 X 1/4	32	6410006	1	BACK PLATE HUB
10	3320004	1	CLUTCH LEVER	33	0127800	1	ZERK 1/8 X 11/16
11	6601038	1	HOSE-LUBRICATING,CLUTCH	34	3320465	1	COVER PLATE
12	3320002	1	YOKE	35	7300053	1	FLYWHEEL NS
13	0120628	2	ROUND HEAD MACH SCREW 1/4 NC X 1/2	36	6601039	1	ELBOW
14	6410024	1	CLUTCH ASM WITH ITEM 29				
	6410005	1	CLUTCH ASM WITHOUT ITEM 29				
15	6410008	1	COLLAR CONE INC BLTS LWS NUTS				
17	6000293	2	RETAINING RING				
18	7300013	1	FLYWHEEL HOUSING NS				
19	7810008	8	LEVER LINK PIN				
20	6410012	8	LEVER LINK				
21	6410015	8	COTTER PIN				
22	6410007	1	SIDING SLEEVE				

NS=NOT SHOWN

TACHOMETER-PTO/AUTO TRANS.



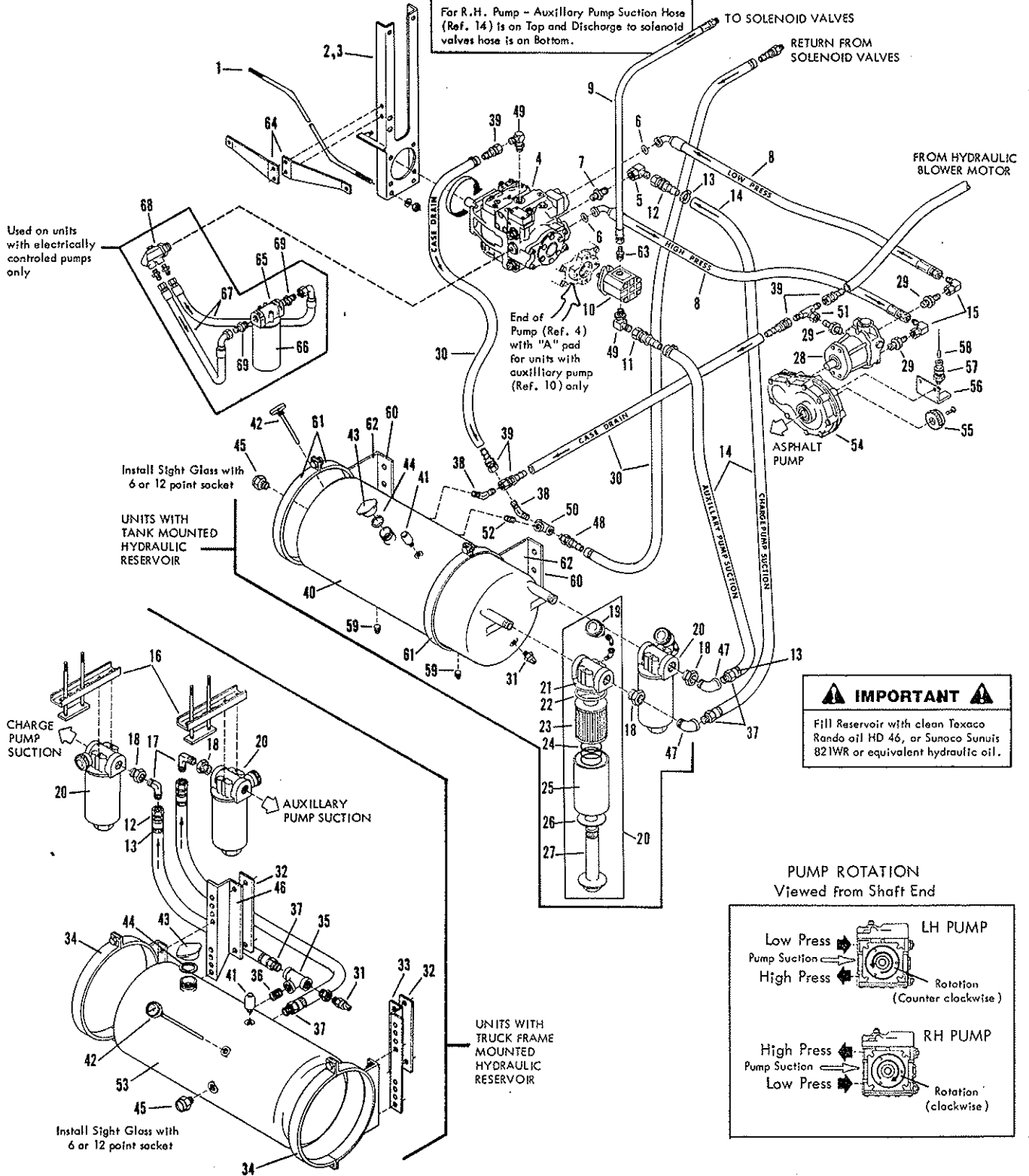
REF.	PART NO.	QTY.	DESCRIPTION	REF.	PART NO.	QTY.	DESCRIPTION
1	3321090	1	Yoke Asm-Hyd Pump & Tach Dr.				
2	3320368	1	Drive Asm-Tach, 24T Sprocket (Incl Items 4-10 & 13				
	3320369	1	Drive Asm-Tach, 40T Sprocket (Incl Items 3,5-10 & 13				
3	6430082	1	Sprocket-RC 25 x 1, 40T, B, 0.576				
4	6430081	1	Sprocket-RC 25 x 1, 24T, B, 0.576				
5	3320892	1	Chain-66 Pitches				
6	3100302	1	Key-0.25 x 0.25 CR x 2.00				
7	3320343	1	Bearing, Tachometer Drive				
8	6000303	1	Key-0.25 x 0.25 CR x 2.38 Lg.				
9	3320340	1	Housing Asm-Bearing, Tach Drive				
10	3320339	1	Cover-Tachometer Drive				
11	6460066	AR	Adapter, PTO 90 Deg. .500 Ratio				
	6460068	AR	Adapter, PTO Str. .500 Ratio				
12	6460047	1	Shaft-Flexible, Tach Drive				
13	3320363	1	Housing Asm-Tach Drive				
14	3320896	1	Bracket-Tach, PTO, Auto Trans.				
15	6460044	1	Head-Tach, Hyd W/Auto Trans.				
16	0128228	1	Screw-SQHD, 0.38NC x 0.75, CUP,PD				

AR - AS REQUIRED

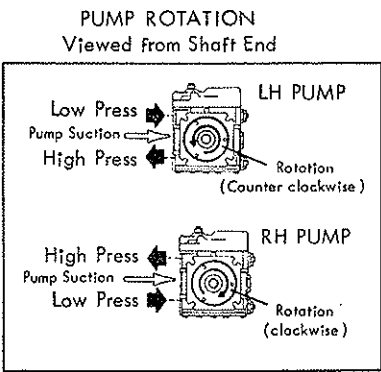
HYDROSTATIC DRIVE - PIPING AND INSTALLATION - PTO DRIVEN
ALL UNITS WITH SUNDSTRAND PUMP

NOTE: SOME ITEMS SHOWN
ARE OPTIONAL EQUIPMENT

SUNDSTRAND L. H. PUMP SHOWN
For R.H. Pump - Auxiliary Pump Suction Hose (Ref. 14) is on Top and Discharge to solenoid valves hose is on Bottom.



IMPORTANT
Fill Reservoir with clean Texaco Rando oil HD 46, or Sunoco Sunuis 821WR or equivalent hydraulic oil.

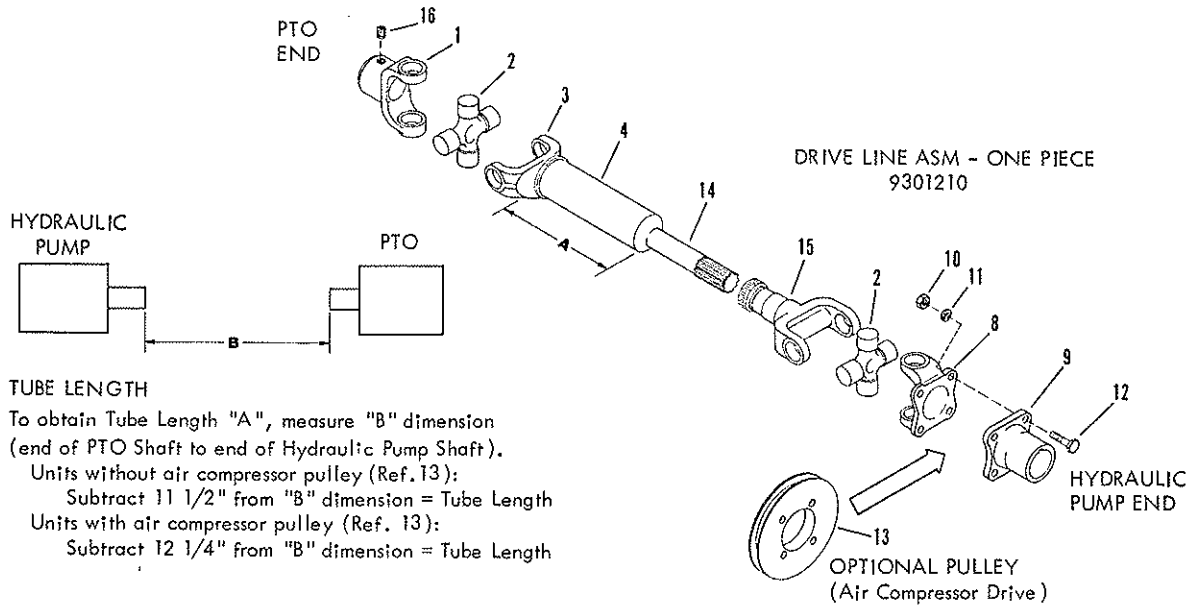
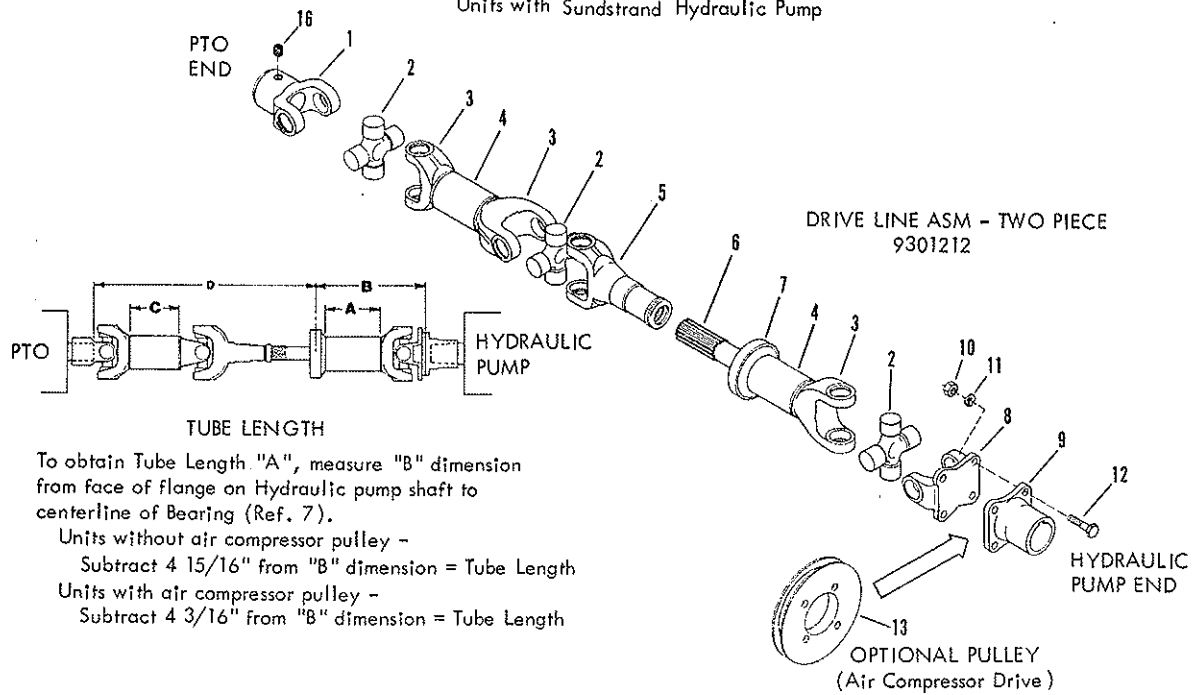


HYDROSTATIC DRIVE - PIPING AND INSTALLATION - PTO DRIVEN
ALL UNITS WITH SUNDSTRAND PUMP

REF.	PART NO.	QTY.	DESCRIPTION	REF.	PART NO.	QTY.	DESCRIPTION
1	6303119	1	Round-0.50 CR, Ledloy 300, LA.	39	6600648	AR	Hose End-12X12FJX, St, Push-Lok
2	3321323	1	Angle-Mt., No Hydraulic Overrides (Electrically Controlled Pumps)	40	3321183	1	Tank Asm-Hydraulic, 25 Gal
3	3321325	1	Angle Asm-Mtg, With Hyd. Overrides (Manually Controlled Pumps)	41	6600223	1	Breather-Crenlo #1577AL
4	6602120	AR	Pump-4.57, RH Man, No Pad	42	6500039	1	Thermometer-2 In Dial, 9 In Stem
	6602121	AR	Pump-4.57, LH Man, No Pad	43	3330026	1	Cap-Filling, Blank
	6602122	AR	Pump-4.57, RH Man, "A" Pad *	44	6000233	1	Gasket-2.18 Filler Cap, Leather
	6602123	AR	Pump-4.57, LH Man, "A" Pad *	45	6600224	1	Plug-Oil, Eye Site, Tch Dev HM34
	6602124	AR	Pump-4.57, RH Elect, No Pad	46	3320813	1	Bracket-Lt Hyd Resvr Mtg
	6602125	AR	Pump-4.57, LH Elec, No Pad	47	0108687	2	Elbow-Pipe, 90, ST, 1.00NPT
	6602126	AR	Pump-4.57, RH Elect, "A" Pad *	48	6600647	2	Hose End-12X12MP, Str, LPSP
	6602127	AR	Pump-4.57, LH Elect, "A" Pad *	49	9410979	2	Elbow-Hydr, 90, 12MB-12MJ
			* Pumps with "A" Pad used on units with auxiliary hydraulic pump (Ref. 10) "A" Pad is provision on rear of hydraulic pump (Ref. 4) for mounting of auxiliary hydraulic pump (Ref. 10).	50	0125988	1	Tee-Pipe, 0.75NPT
5	9410285	1	Elbow-Hyd, 90, 16FJX-16MJ	51	9410309	1	Tee-Hydr, 12MJ-12MJ-12FJX
6	0274253	2	O Ring-Tube Fitting, 1.50	52	0192470	1	Nipple-Pipe, 0.75 X CI
7	9410207	1	Adapter-Hyd, Str, 16MB-16MJ	53	3321176	1	Tank Asm-Hydraulic, 20 Gal
8	6602100	AR	Hose Asm-8 Ft. Long	54	6415103	1	Gear Reducer-Shaft Mt, 3:1
	6602101	AR	Hose Asm-9 Ft. Long	55	6430322	1	Sprocket-RC25N, 36T, B, Stock
	6602102	AR	Hose Asm-10 Ft. Long		6425022	1	Gear-Spur, 70T, 20 D.P., 0.38 Wide
	6602103	AR	Hose Asm-11 Ft. Long		3360803	1	Bushing-Sprocket, Pump Tach
	6602104	AR	Hose Asm-12 Ft. Long	56	3360820	1	Bracket-Mtg, Sensor, Pump
	6602105	AR	Hose Asm-13 Ft. Long	57	6701838	1	Sensor-Proximity, Pickup
	6602106	AR	Hose Asm-14 Ft. Long	58	6700959	1	Cord Grip-Fitting, 0.75X0.75
	6602107	AR	Hose Asm-15 Ft. Long	59	0219301	2	Plug-Pipe, 0.75, SqHd
	6602108	AR	Hose Asm-16 Ft. Long	60	3300815	2	Plate-Mounting, Tank
	6602109	AR	Hose Asm-17 Ft. Long	61	3311022	4	Band-Support, Tank Mtg
9	9250605	1	Hose Asm-0.50, Specify Length	62	3380489	2	Gusset-Tank Mt, 44X64 Oval
10	6601787	1	Pump-Gear, .88, A Pad+Shaft		3380487	2	Gusset-Tank Mt, 46X78 Oval
11	6601812	1	Hose End-12FJ X 1.00 In Hose		3380486	2	Gusset-Tank Mt, 48X70 Oval
12	6601566	4	Hose End-16FJX-16, ST, LP100R4		3380484	2	Gusset-Tank Mt, 49X83 Oval
13	6000792	8	Clamp-Hose, Worm Driv, 1.06 to 2		3380485	2	Gusset-Tank Mt, 50X90 Oval
14	6601564	AR	Hose-Suction, 1.0 ID, SAE 100R4		3380488	2	Gusset-Tank Mt, 56X90 Oval
15	9410283	2	Elbow-Hyd, 90, 12FJX-12MJ		3380483	2	Gusset-Tank Mt, 64X90 Oval
16	3320335	2	Channel-Mounting, Filter	63	6600921	1	Adapter-Str, 08MJ-12MB
17	6601135	2	Elbow-Hydr, 90, 16MJ-16MP	64	3321324	2	Override Bracket
18	0125915	4	Bushing-Pipe, 1.25X1.00NPT, PN	65	6601921	1	Filter Head
19	7420042	2	Indicator-Filter, Gresen #1588	66	6601922	1	Element-Filter, .003 Micron
20	6600225	2	Filter-Gresen, #201NR	67	6601210	2	Hose-12FJX-12FJX
21	7420136	2	Head Casting W/Plug Rel Vlv Pt	68	---	1	Adapter-Filter (Included with Electric Pumps, see Ref. 4)
22	7420004	2	O Ring-Gresen #1576	69	9410205	2	Adaptor-Hydr, Str, 12MB-12MJ
23	7420007	2	Paper-#10 Micron, Gresen #1509				
24	7420046	2	Conical Spring				
25	7420076	2	Housing-Gresen #K23013				
26	7420008	2	Gasket-Seal, Gresen #1575				
27	7420009	2	Post-Center, Gresen #1561				
28	6601769	1	Motor-Hyd, Piston, 2.5 Cu. In.				
29	6601418	3	Adapter-Hyd, Str, 16MB-12MJ				
30	6600646	AR	Hose-Self Grip, Parker H-801				
31	6600237	1	Switch-Thermo, GM#TG-6401080				
32	3320814	2	Clip-Frame, Hyd Resvr Mtg				
33	3320813	1	Bracket-Lt, Hyd Resvr Mtg				
34	3320323	2	Clamp Assembly-Mtg, Hyd Tank				
35	0115237	1	Tee-Pipe, 1.00 NPT				
36	0191492	1	Nipple-PP, Sch 40, 1.00X2.00, PN				
37	6601556	4	Hose End-16-16MP, St, LP100R4				
38	9402828	1	Elbow-Hydr, 45, 12MJ-12MP				

AR = As Required
Some Items Shown Are Optional Equipment

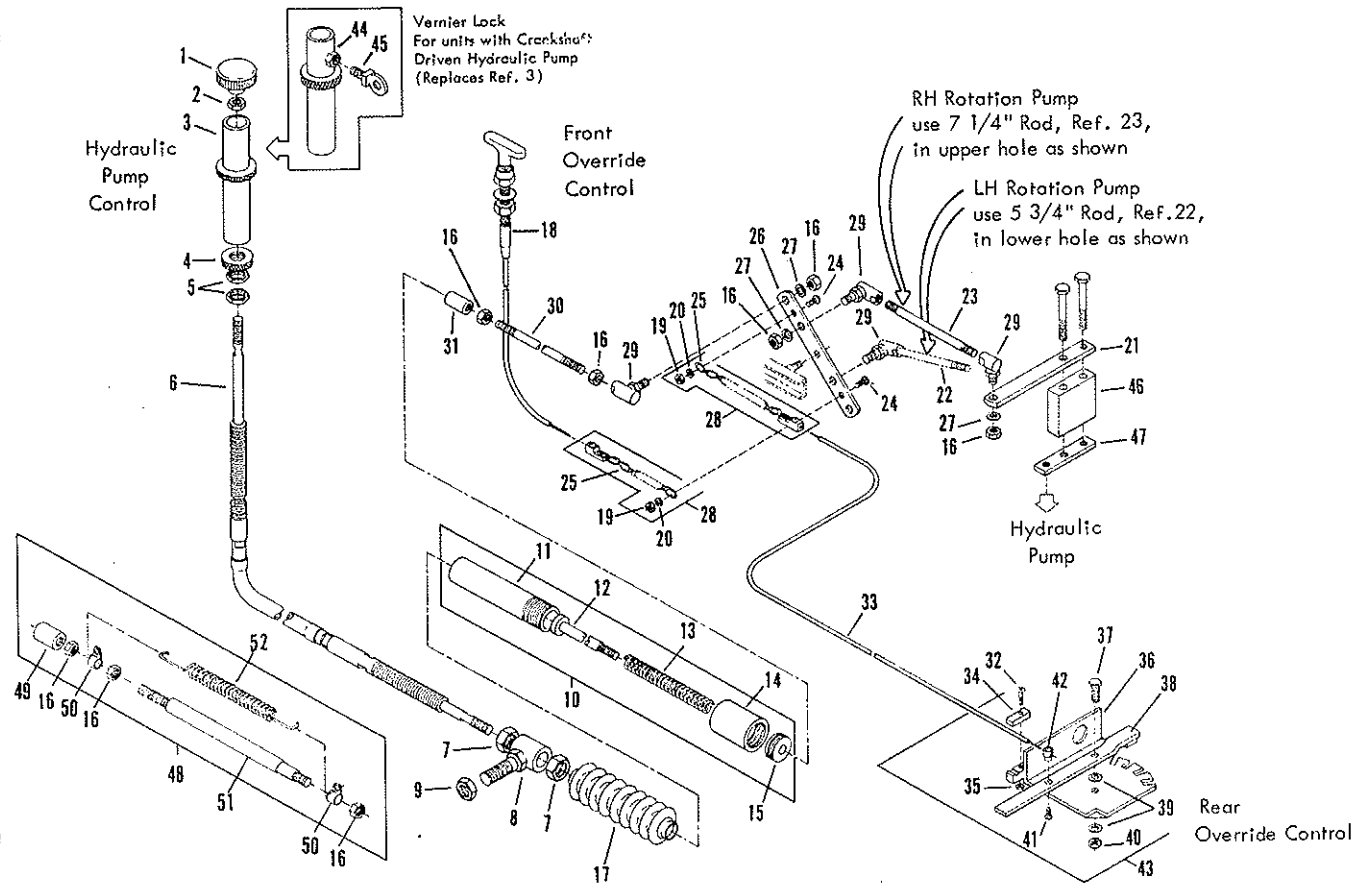
DRIVE LINES - PTO to HYDRAULIC PUMP
Units with Sundstrand Hydraulic Pump



REF.	PART NO.	QTY.	DESCRIPTION	REF.	PART NO.	QTY.	DESCRIPTION
1	6440170	1	Yoke-End, Spicer 2-4-663	12	0186679	4	Screw-Hex, 0.38NC X 1.25, GR8, PD (Units Without Air Compressor Pulley)
2	3170013	AR	Journal & Bearing, Spicer 5-200X		0454907	4	Screw-Hex, 0.38NC X 2.25, GR8, PD (Units With Air Compressor Pulley)
3	6440164	AR	Yoke-Stub, Spicer 2-28-357	13	3321269	1	Pulley-Dr. Line PTO Hyd Pump
4	6303278	AR	Tubing-2" O.D.X14GA. (Specify Length)	14	6440199	1	Shaft-Slip Stub, Spicer 2-40-1741
5	6440165	1	Yoke Asm, Spicer 2-3-128KX	15	3110034	1	Yoke-Sleeve, Spicer 2-3-1421KX
6	6440166	1	Shaft-Stub, Spicer 2-53-121	16	6100284	1	Screw-Sock, 0.50NC X 0.50 Lg
7	6440167	1	Cnt. Bearing Asm, Spicer 210088-1X				
8	3170021	1	Yoke-Flange, Spicer 2-2-239				
9	6440162	1	Flange-Companion, Spicer 2-1-684				
10	0120377	4	Nut-Hex, 0.38NC, PD				
11	0120382	4	Washer-Lock, 0.38, Spring, PD				

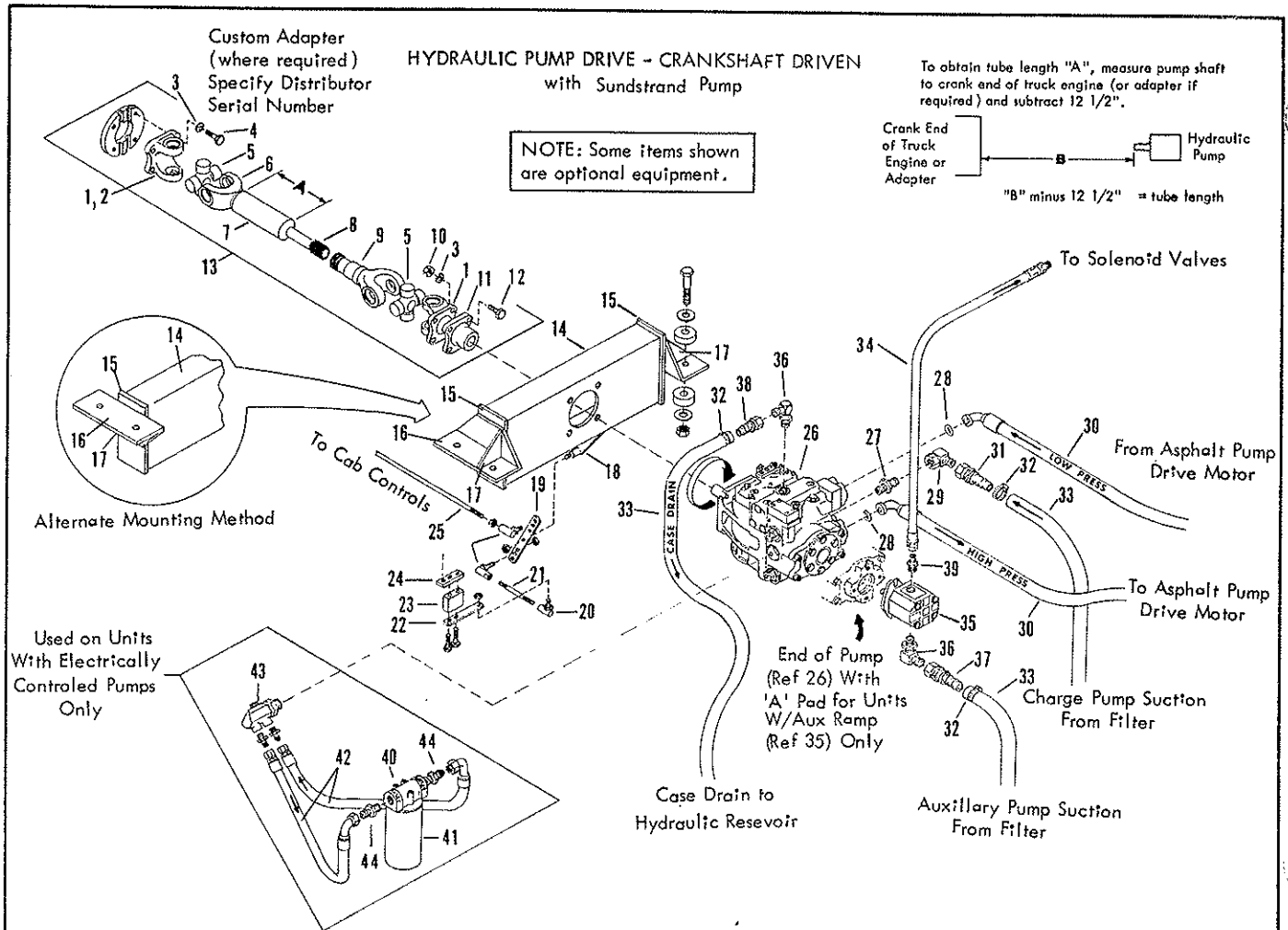
AR = As Required

HYDROSTATIC SYSTEM CONTROLS
Sundstrand Hydraulic Pump



REF.	PART NO.	QTY.	DESCRIPTION	REF.	PART NO.	QTY.	DESCRIPTION
1	3320228	1	Knob-Shifting	27	0120214	1	Washer-Lock, 0.31, Spring
2	0120369	1	Nut-Hex, 0.38NF, PD	28	7400042	2	Chain Asm-Connector, Hyd Ovrd. (Includes Items 19, 20, 24 & 25)
3	3320284	1	Vernier Asm-Control Cable	29	9422787	3	Joint-Ball, 0.31NC
4	3320288	1	Nut-Thumb, Knurled, Control Cable	30	9250304	1	Rod-0.31NC Thd (Specify Length)
5	0124944	2	Nut-Hex, Jam, 0.62NF, PD	31	3320307	1	Connector-Control Cable
6	3320610	AR	Cable-Control, 4 ft. Long	32	0436754	1	Screw-Mach, PNSL, 10NF X 1.00
	3320611	AR	Cable-Control, 6 ft. Long	33	6400073	AR	Cable-Flex, Plastic Coat, Per Foot
	3320612	AR	Cable-Control, 8 ft. Long	34	3320822	1	Plate-Cable Clamp, Override, Rear
	3320613	AR	Cable-Control, 10 ft. Long	35	0120614	1	Nut-Hex, 10-32
	3320614	AR	Cable-Control, 12 ft. Long	36	3320819	1	Frame Asm-Control, Override, Rear (Includes Items 32 & 34)
	3320615	AR	Cable-Control, 14 ft. Long	37	0121887	1	Screw-Hex, 0.25NC X 0.75, GR2
7	0121358	2	Nut-Hex, 0.62NF, PD	38	3320816	1	Arm Asm-Control, Override, Rear
8	3320308	1	Lock Asm-Bushing, Control Cable	39	0120386	2	Washer-Flat, 0.25
9	0120378	2	Nut-Hex, 0.50NC, PD	40	9413946	1	Nut-Hex, Lock, 0.25NC
10	3320289	1	Override Asm-Control Cable	41	0436748	1	Screw-Mach, PNSL, 10NF X 0.38
11	3320290	1	Body-Spring, Control Cable	42	3320034	3	Stop-Throttle
12	3320291	1	Rod Asm-Spring, Control Cable	43	3320815	1	Override Control Bracket Asm-Rear
13	3320296	1	Spring-Compression, Control Cable	44	3320977	1	Vernier Asm-Special, Crank Drive
14	3320294	1	Gland-Packing, Control Cable	45	3320979	1	Screw Asm-Vernier Lock
15	3320295	1	Nut-Packing, Control Cable	46	3321316	1	Spacer-Pump Stroker
16	0120368	4	Nut-Hex, 0.31NF, PD	47	9301218	1	Lever-Pump
17	6600222	1	Bellows	48	3352492	1	Asm-Override Control Linkage
18	6400047	1	Cable Asm-Control, 18 ft.	49	3321174	1	Connector Control Cable Asm
19	0120614	2	Nut-Hex, Mach, 10 NF, PD	50	6000056	2	Clamp 0.38 In Rub Tube, Berg #1511-3
20	0120217	2	Washer-Lock, No. 10, Spring	51	3352491	1	Rod Asm
21	3321311	1	Lever-Pump Stroker	52	3360269	1	Spring-Bit. Wh. Tach.
22	3321318	1	Rod-Pump Control, 5 3/4" (LH)				
23	3321319	1	Rod-Pump Control, 7 1/4" (RH)				
24	0436748	2	Screw-Mach, PNSL, 10NF X 0.25, PD				
25	3320393	2	Connector-Chain, Crank Control				
26	3321312	1	Lever-Pivot, Pump Stroker				

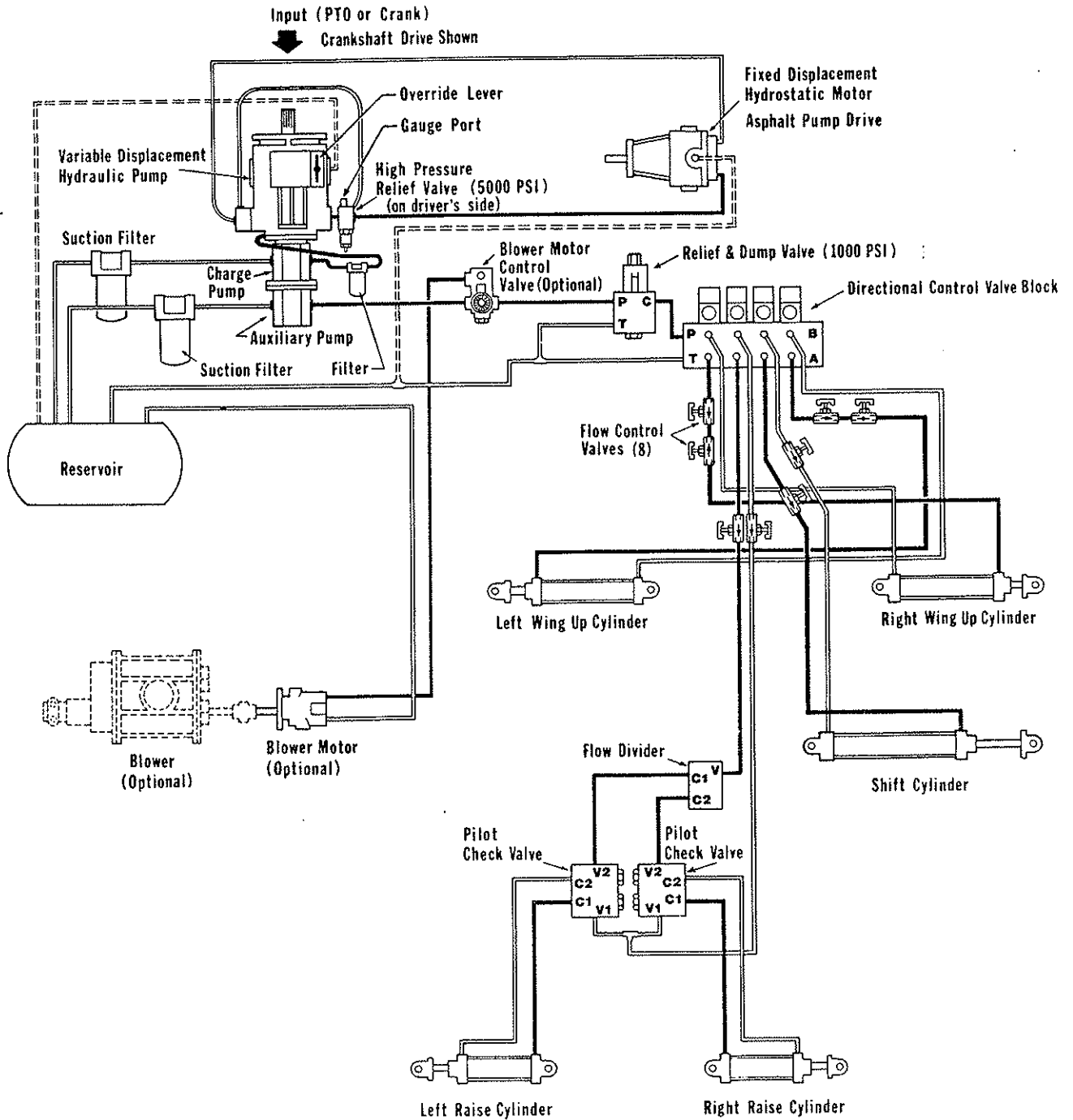
AR = As Required



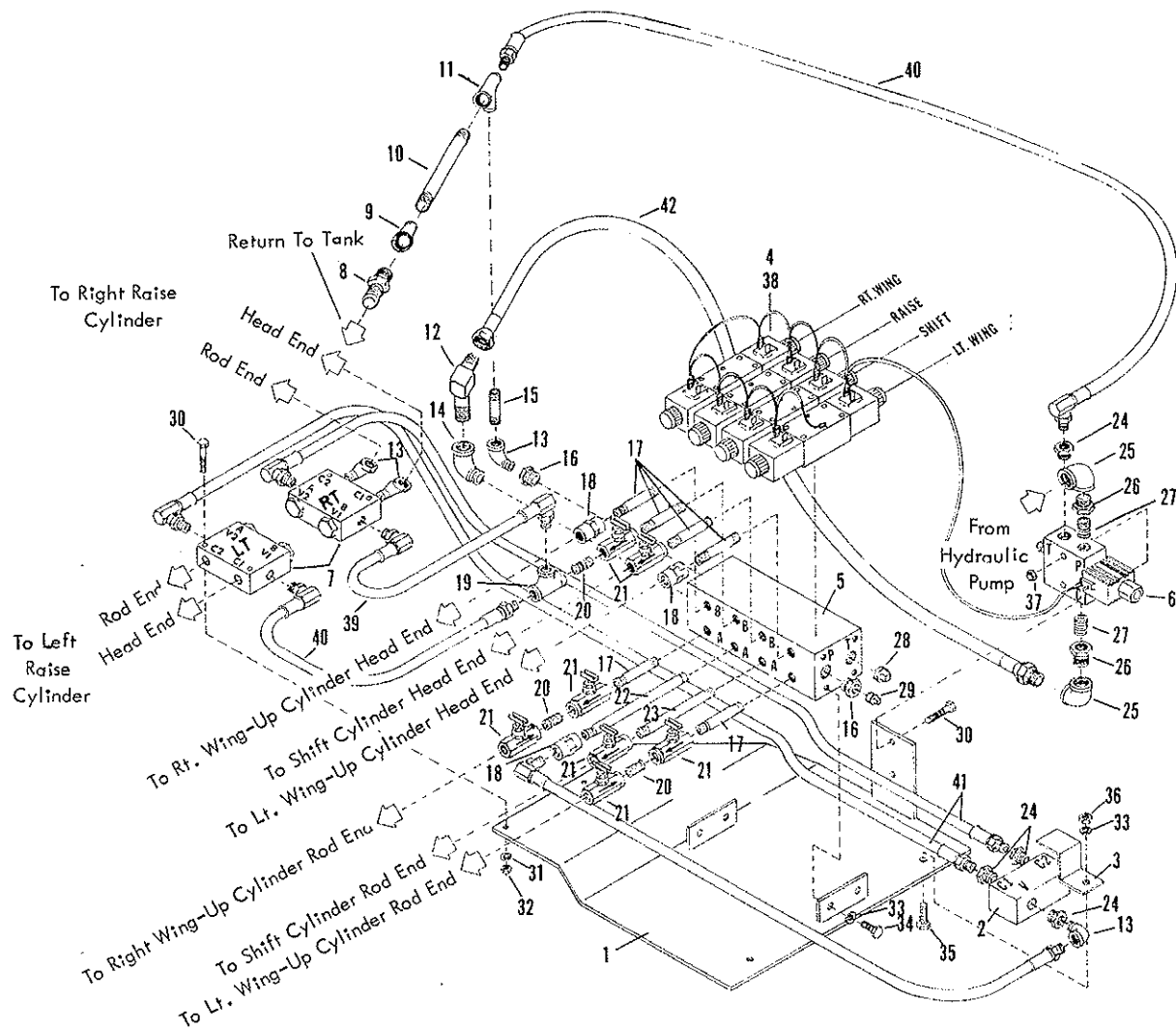
REF.	PART NO.	QTY.	DESCRIPTION	REF.	PART NO.	QTY.	DESCRIPTION
1	3170021	1	Yoke-Flange, with 2 3/8" Male Pilot	27	9410207	1	Adapter-Hyd, Str, 16MB-16MJ
2	6440172	1	Yoke-flange, with 2 3/4" Male Pilot	28	0274253	2	O Ring-Tube Fitting, 1.50
3	0120382	8	Washer-Lock, 0.38, Spring, PD	29	9410285	1	Elbow-Hyd, 90, 16FJX-16MJ
4	0454904	4	Screw-Sock, 0.38NC X 0.75, GR 8, PD	30	6602100	AR	Hose Asm-8 ft. Long
5	3170013	2	Journal & Bearing, Spicer 5-200X		6602101	AR	Hose Asm-9 ft. Long
6	6440164	1	Yoke-Stub, Spicer 2-28-357		6602102	AR	Hose Asm-10 ft. Long
7	6303278	AR	Tubing-2" OD X 14 GA, Specify Length		6602103	AR	Hose Asm-11 ft. Long
8	6440199	1	Shaft-Slip Stub, Spicer 2-40-1741		6602104	AR	Hose Asm-12 ft. Long
9	3110034	1	Yoke-Sleeve, Spicer 2-3-1421KX		6602105	AR	Hose Asm-13 ft. Long
10	0120377	4	Nut-Hex, 0.38NC, PD		6602106	AR	Hose Asm-14 ft. Long
11	6440162	1	Flange-Companion, Spicer 2-1-684		6602107	AR	Hose Asm-15 ft. Long
12	0186679	4	Screw-Hex, 0.38NC X 1.25, GR8, PD		6602108	AR	Hose Asm-16ft. Long
13	9301215	1	Drive Line Asm - Sundstrand Crank Drive		6602109	AR	Hose Asm-17 ft. Long
14	3321327	1	Mounting Channel-Pump	31	6601566	2	Hose End-16FJX-16, ST, LP100R4
15	3321331	2	End Plate-Mounting Channel	32	6000792	6	Clamp-Hose, Worm Drive, 1.06 to 2
16	3321330	2	Mounting Angle-Pump	33	6601564	AR	Hose-Suction, 1.0 Id, SAE 100R4
17	3321332	2	Gusset-Pump	34	9250605	1	Hose Asm-0.50, Specify Length
18	3321328	1	Pivot Asm-Crank Drive	35	6601787	1	Pump-Gear, .88, A Pad & Shaft
19	3321312	1	Lever-Pivot, Pump Stroker	36	9410979	2	Elbow-Hydr, 90, 12MB-12MJ
20	9422787	3	Joint-Ball, 0.31NC	37	6601812	1	Hose End, 12FJ - 1.00 In. Hose
21	3321319	1	Rod-T.B Joint, Hyd. Pump Control	38	6600648	AR	Hose End-12X12FJX, ST, Push-Lok
22	3321311	1	Lever-Pump Stroker	39	6600921	1	Adapter-ST, 8MJ-12MB
23	3321316	1	Spacer-Pump Stroker	40	6601921	1	Filter Head
24	9301218	1	Pump Lever (Tapping)	41	6601922	1	Element-Filter, .003 Micron
25	9250304	1	Rod-0.31NC, Specify Length	42	6601210	2	Hose- 12FJX-12FJX
26	6602121	AR	Pump-4.57, LT, Man, No Pad	43	---	1	Adapter-Filter (Included with Electric Pumps, see Ref. 26)
	6602123	AR	Pump-4.57, LT, Man, A Pad	44	9410205	2	Adapter-Hydr, Str, 12MB-12MJ
	6602125	AR	Pump-4.57, LT, Elect, No Pad				
	6602127	AR	Pump-4.57, LT, Elect, A Pad				

AR = As Required

Hydrostatic System Schematic BT W/SAM TYPE SPRAY BAR



HYDRAULIC MANIFOLD ASSEMBLY
BT W/SAM TYPE SPRAY BAR



REF.	PART NO.	QTY.	DESCRIPTION	REF.	PART NO.	QTY.	DESCRIPTION
1	3321188	1	Plate Asm-Mtg, Hyd Valves	22	0127726	1	Nipple-PP, Sch 40, 0.25 x 8.00, PN
2	6601409	1	Valve-Flow Divider	23	0119291	1	Nipple-PP, Sch 40, 0.25 x 6.00, PN
3	3380472	1	2-Clamp-Retainer, Flow Divider	24	0119931	4	Bushing-Pipe, 0.38 x 0.25NPT, PN
4	6601796	4	Valve-Hyd, Sol, 3Pos, 4Way, CLSD	25	0119098	2	Elbow-Pipe, 90, 0.50NPT, PN
5	6601797	1	Manifold-Parallel, 4 Station, DOI	26	0142269	2	Bushing-Pipe, 0.50 x 0.38NPT, PN
6	6601798	1	Valve Asm-Hyd, RV/Dump, 12VDC	27	0121207	2	Nipple-Sch 40, 0.38 x 1.00, CL, PN
7	6601850	2	Valve-Check, Pilot, Double, 1/4	28	0219199	1	Plug-Pipe, Sq Hd, 0.50NPT, PN
8	9402711	1	Adapter-Hydr, 12MJ-12MP	29	0219189	1	Plug-Pipe, Sq Hd, 0.25NPT, PN
9	0144093	1	Coupling-Pipe, 0.75 x 0.38NPT, PN	30	0121960	4	Screw-Hex, 0.25NC x 2.25, GR2, PD
10	0190699	1	Nipple-PP, Sch 40, 0.38 x 6.00, PN	31	0120380	2	Washer-Lock, 0.25, Spring, PD
11	0218239	1	Tee-Pipe, 0.38 x 0.25 x 0.25 NPT, PN	32	0120375	2	Nut-Hex, 0.25NC, PD
12	6600958	1	Elbow-Hydr, 90, 08MJ-08MP	33	0120382	6	Washer-Lock, 0.38, Spring, PD
13	0105423	4	Elbow-Pipe, 90, St, 0.25NPT, PN	34	0122119	4	Screw-Hex, 0.38NC x 0.75, GR2, PD
14	0108686	1	Elbow-Pipe, 90, St, 0.50NPT, PN	35	0120233	1	Screw-Hex, 0.38NC x 1.00, GR2, PD
15	0119920	1	Nipple-PP, Sch 40, 0.25 x 2.00, PN	36	0120377	1	Nut-Hex, 0.38NC, PD
16	0144045	2	Bushing-Pipe, 0.50 x 0.25NPT, PN	37	9413946	2	Nut-Hex, Lock, 0.25NC, EA, PD
17	0121209	6	Nipple-PP, Sch 40, 0.25 x 3.00, PN	38	6601846	4	Bolt Kit-NFPA DOI Valve
18	0444097	3	Adapter Auto, St, 04FP, 04FP, PD	39	3360909	1	Hose Asm-04 x 21, 04MPX90, 04MPX90
19	0105417	1	Tee-Pipe, 0.25NPT, PN	40	3360910	2	Hose Asm-04 x 19, 04MPX90, 04MPX90
20	0105405	3	Nipple-Sch 40, 0.25 x 0.87 CL, PN	41	3360911	3	Hose Asm-04 x 23, 04MPX90, 04MPX90
21	6601822	7	Valve-Needle, 0.25, W/Check				

HYDRAULIC TRAILER DISTRIBUTER PLUMBING AND BOOM ASSEMBLY

CHART 3 4 PIN CONNECTOR

PIN NUMBER	DESCRIPTION	WIRE COLOR
A	MAIN POWER	RED - 10 GA.
B		RED - 14 GA.
C		BLK
D		BLK

Hose Ref. Numbers 1 & 2, 24 - 31
Specify Length

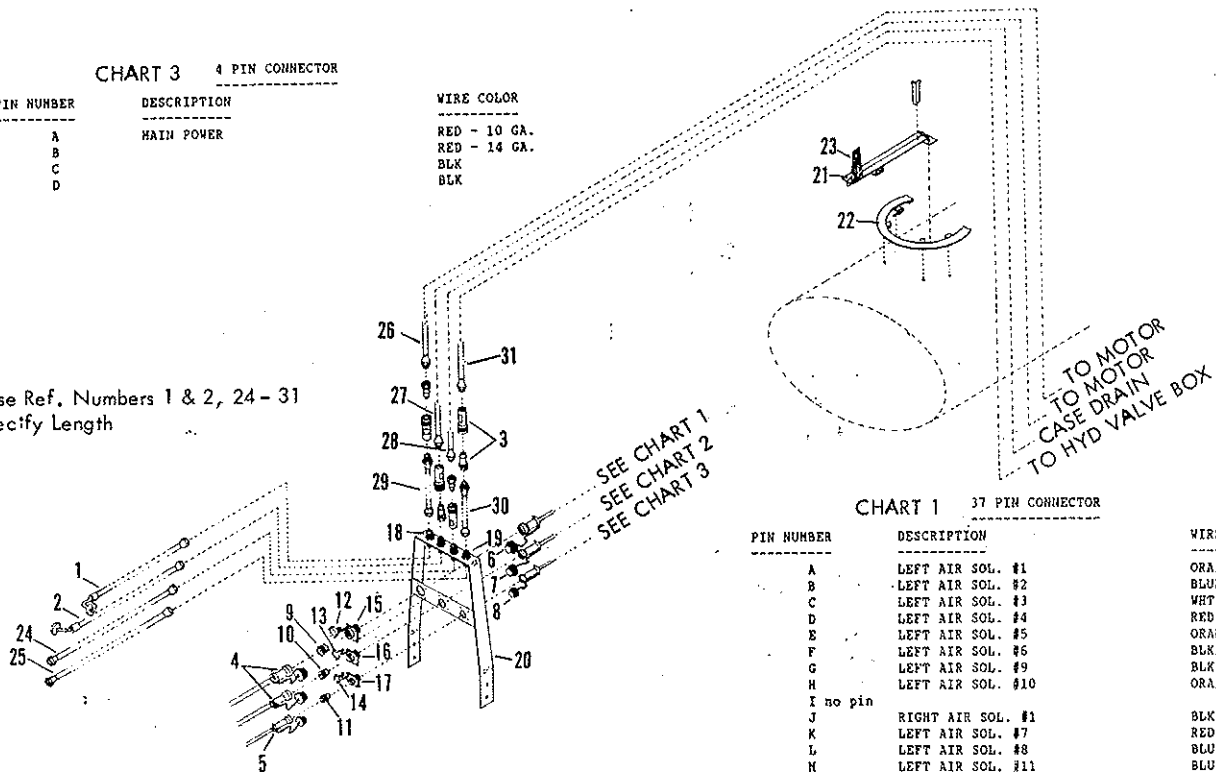


CHART 1 37 PIN CONNECTOR

PIN NUMBER	DESCRIPTION	WIRE COLOR
A	LEFT AIR SOL. #1	ORA/RED
B	LEFT AIR SOL. #2	BLUE
C	LEFT AIR SOL. #3	WHT/RED
D	LEFT AIR SOL. #4	RED
E	LEFT AIR SOL. #5	ORANGE
F	LEFT AIR SOL. #6	BLK/RED
G	LEFT AIR SOL. #9	BLK/WHT
H	LEFT AIR SOL. #10	ORA/BLK
I	no pin	
J	RIGHT AIR SOL. #1	BLK/RED
K	LEFT AIR SOL. #7	RED/WHT
L	LEFT AIR SOL. #8	BLU/BLK
M	LEFT AIR SOL. #11	BLU/WHT
N	LEFT AIR SOL. #12	GRN/WHT
O	no pin	
P	RIGHT AIR SOL. #2	WHT/RED
Q	no pin	
R	RIGHT AIR SOL. #3	ORA/BLK
S	RETURN VALVE	BLK
T	FRONT SUCT. VALVE	BLK
U		
V	RIGHT AIR SOL. #11	ORANGE
W	RIGHT AIR SOL. #12	GRN
X	RIGHT AIR SOL. #4	BLK/WHT
Y		
Z	RIGHT AIR SOL. #5	WHT/BLK
a	INTAKE VALVE	BLU/RED
b	LEFT STROKER (RELAY)	GRN
c		
d		
e	RIGHT AIR SOL. #6	RED/BLK
f	RIGHT AIR SOL. #7	ORANGE
g	RIGHT AIR SOL. #8	RED/WHT
h	RIGHT AIR SOL. #9	BLU
i	no pin	
j	RIGHT AIR SOL. #10	BLK
k	RIGHT STROKER (RELAY)	BLU/WHT
l	no pin	
m	4 WAY VALVE	PURPLE
n	ASPHALT PUMP SENDER	RED
o	no pin	
p	ASPHALT PUMP SENDER	WHT
q	no pin	
r	ASPHALT PUMP SENDER	BLK
s	ASPHALT PUMP SENDER	SHIELD

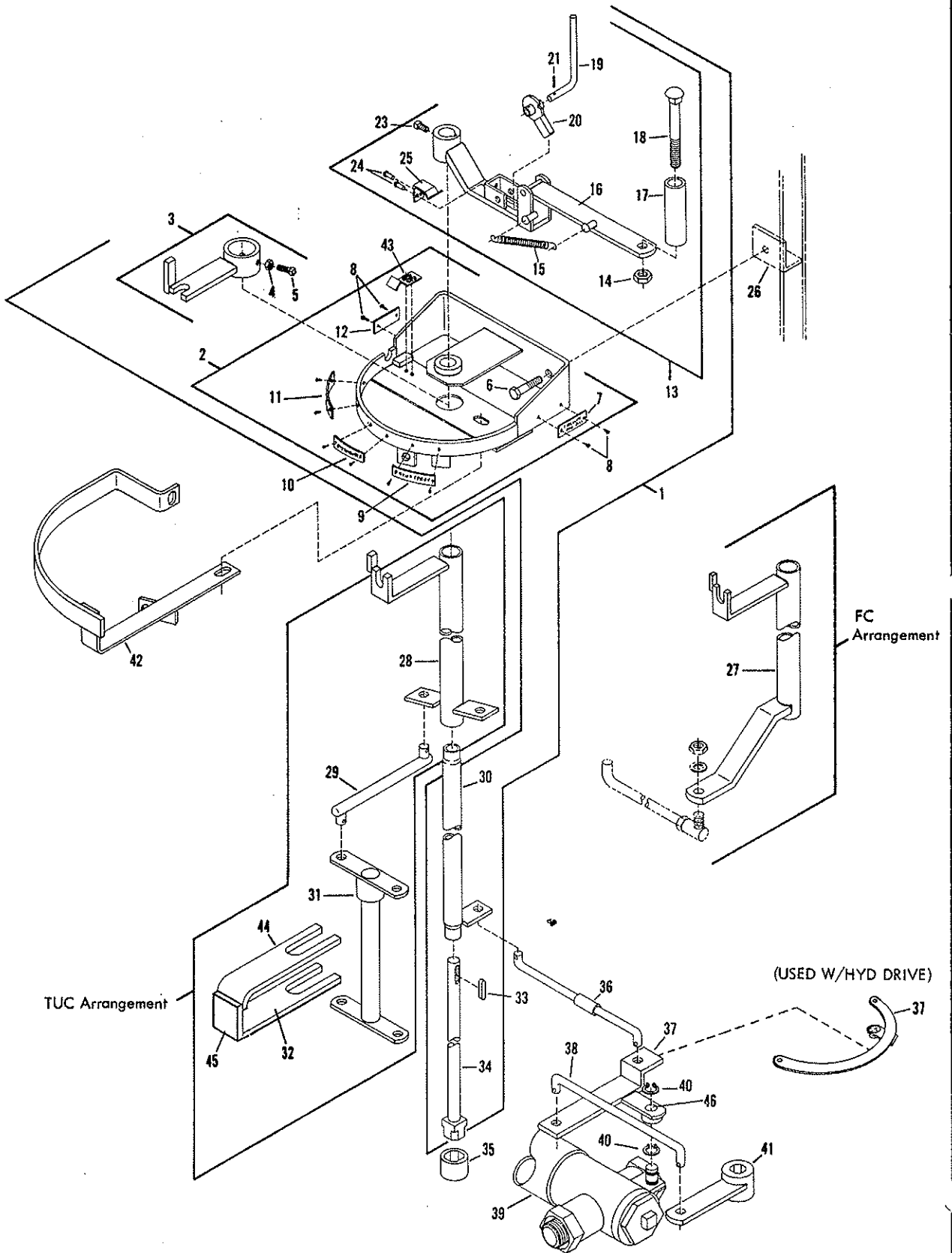
CHART 2 24 PIN CONNECTOR

PIN NUMBER	DESCRIPTION	WIRE COLOR
A	HYDRAULIC SUBPLATE dump valve	BLK
B	HYDRAULIC SUBPLATE shift left	RED
C	HYDRAULIC SUBPLATE shift right	BLUE
D	HYDRAULIC SUBPLATE bar up	ORA/BLK
E	HYDRAULIC SUBPLATE bar down	ORANGE
F		
G		
H		
I	no pin	
J	HYDRAULIC SUBPLATE lt. wing up	RED/BLK
K	HYDRAULIC SUBPLATE lt. wing down	WHT/BLK
L		
M		
N		
O	no pin	
P	HYDRAULIC SUBPLATE rt. wing up	GRN/BLK
Q	HYDRAULIC SUBPLATE rt. wing down	GRN
R	BAR LATCH	RED
S		
T		
U		
V	BAR LATCH	BLK
W	HIGH LEVEL INDICATOR	RED
X	HIGH LEVEL INDICATOR	BLK
Y	LOW LEVEL INDICATOR	RED
Z	LOW LEVEL INDICATOR	BLK

REF.	PART NO.	QTY.	DESCRIPTION	REF.	PART NO.	QTY.	DESCRIPTION
3	6600363	4	Cplg-Push-Pull	12	6702165	1	Dust Cap-Receipt, Type 9760-28
4	6702162	4	Cable Clamp-#9767-28-12 for 24 Pin & 37 Pin	13	6702164	1	Dust Cap-Receipt, Type 9760-24
5	6702161	2	Cable Clamp-#9767-22-10 for 4 Pin	14	6702163	1	Dust Cap-Receipt, Type 9760-20MS
6	6702168	2	Dust Cap-Plug Type 9760-28P	15	6702157	1	Receptacle 97-MS3100A-28-21P
7	6702167	2	Dust Cap-Plug Type 9760-24P	16	6702156	1	Receptacle 97-MS3100A-24-28P
8	6702166	2	Dust Cap-Plug Type 9760-20P-MS	17	6702155	1	Receptacle 97-MS3100A-20-4P
9	6702160	1	Plug #97-MS3106A-28-21S	18	9403257	1	Adapter-Hyd, BHD, ST 12MJ-12MJ
10	6702159	1	Plug #97-MS3106A-24-28S	19	6601709	3	Adapter-Hyd, BHD, ST 12MJ-12MP
11	6702158	1	Plug #97-3106A-20-4S	20	3390446	1	Brkt Asm-Hyd Hose, Tractor
				21	3320586	1	Boom Asm
				22	3320596	1	Track Asm-Boom Trailer MFD.
				23	6600368	AR	Support Clamps-3/4 Hyd Hose

AR - AS REQUIRED

QUADRANT - FC and TUC BAR
Hydraulic Drive & Engine Drive

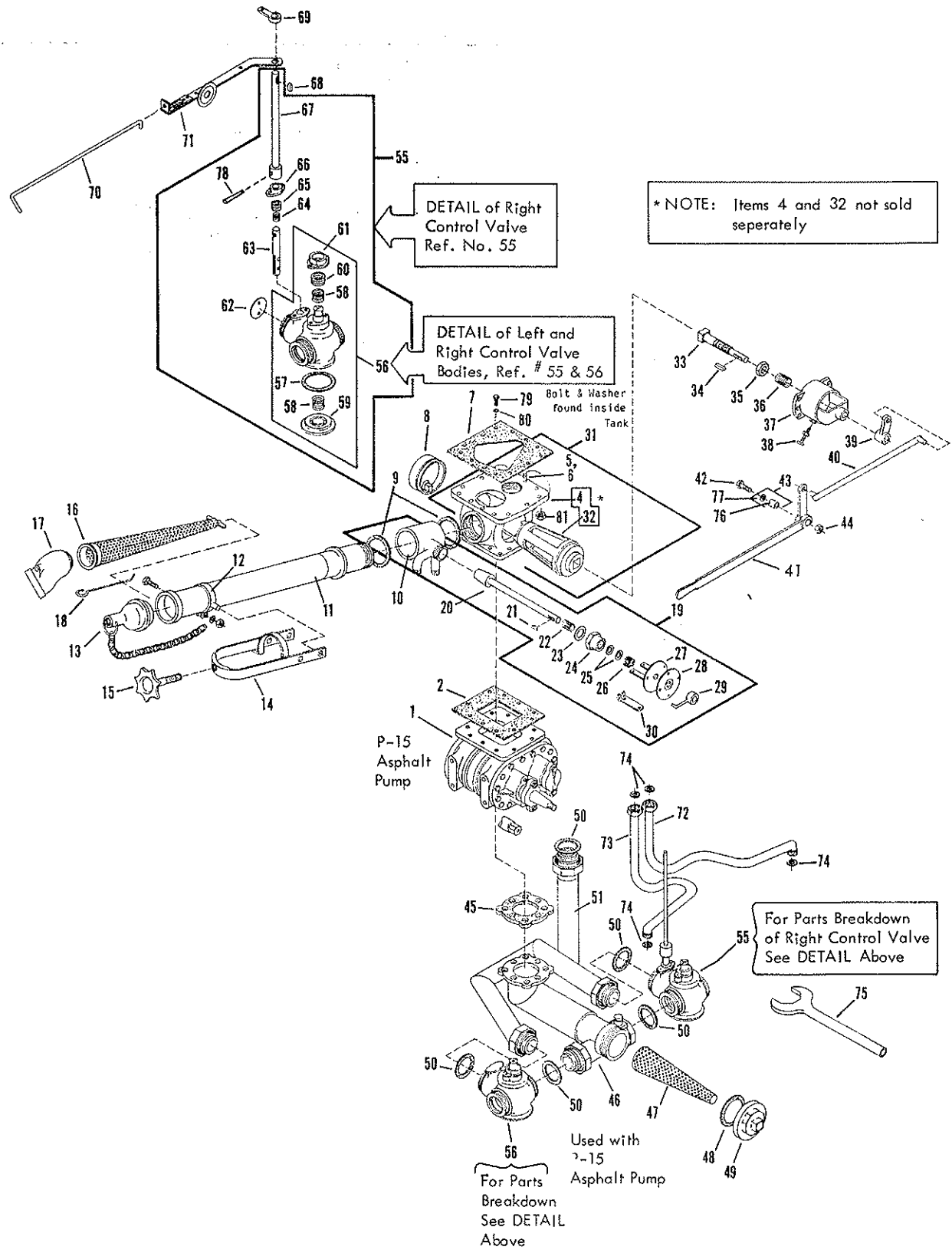


QUADRANT - FC and TUC BAR
Hydraulic Drive & Engine Drive

REF.	PART NO.	QTY.	DESCRIPTION	REF.	PART NO.	QTY.	DESCRIPTION
			HYDRAULIC				ENGINE DRIVE
1	3352447	1	Quadrant Asm-Sam Motor	1	3351609	1	Quadrant Asm-TUC-Complete
2	3351694	1	Quadrant Asm (Item 6 not included)		3351610	1	Quadrant Asm-FC-Complete
3	3351293	1	Lever Asm-Act Pipe, Inner	28	3351299	1	Control Asm-Outer, TUC Quad
4	0120377	2	Nut-Hex, 0.38NC,PD	30	3351606	1	Pipe Asm-Inner, Quad
5	0106850	2	Screw-Sqhd, 0.38 x 1.00,00G,PD	34	3351067	1	Shaft Asm-Left, Operating
6	0122408	2	Screw-Hex, 0.50NC x 1.00, GR2,PD	37	3351590	2	Toggle Asm Control Valves
7	3360174	1	Plate-Name, Circulate & Fill	39	3341018	1	Header Asm-Use W/P-100 Pump
8	0145377	10	Screw-Dr, RDHD, 4 x 0.31,PD		3341019	1	Header Asm-Use W/P-15 Pump
9	3360175	1	Plate-Name, Handspray				
10	3360176	1	Plate-Name, Distribute				
11	3360173	1	Plate-Name, Drain				
12	3360474	1	Plate-Instr, Circ In Bar				
13	3351626	1	Handle Asm-Quad, Sfty Air Ct				
14	9411727	1	Nut-Hex, Lock, 0.50NC,PD				
15	6000802	1	Spring-Retract, Handle, Quad				
16	7800441	1	Handle Assembly				
17	3350919	1	Hub				
	3350918	1	Bushing (Not Shown)				
18	3350917	1	Bolt-Carriage, 0.50 x 5.00Lg				
19	3351684	1	Handle				
20	3351687	1	Disc Assembly				
21	0443139	1	Spring Pin, 0.09 x 0.50Lg				
23	0102892	1	Screw-Sqhd, 0.38NC x 0.50, CUP,PD				
24	0104083	2	Rivet-Pop, 0.12 x 0.19Lg				
25	3351685	1	Spring				
26	3351283	2	Bracket Asm-Quad Mt				
27	3351587	1	Control Asm-Outer, FC Quad				
28	3352448	1	Control Asm-Outer, TUC Quad				
29	3351607	2	Link-Connect, Jack Shft, Quad				
30	3352449	1	Pipe Asm-Inner, Quad				
31	3350240	AR	Shaft Asm-Jack, 10 In *				
	3350241	AR	Shaft Asm-Jack, 12, In *				
	3350242	AR	Shaft Asm-Jack, 14 In *				
	3350243	AR	Shaft Asm-Jack, 16 In *				
	3350244	AR	Shaft Asm-Jack, 18 In *				
	3350246	AR	Shaft Asm-Jack, 20 In *				
32	3350257	1	Guide-Jack Shaft				
33	6000005	1	Key=3.25 x 0.25CR x 1.25				
34	3351067	1	Shaft Asm-Left, Operating				
35	3350906	1	Coupling-Square, Valve				
36	3351617	1	Link Asm-Toggle, To Lt Viv				
37	3352439	1	Link Asm Boomerang				
38	3350855	1	Link-Control Valve				
39	3352446	1	Header Asm-Use W/P-15 Pump Sam Motor				
40	6000571	2	Ring-Retaining				
41	3351599	1	Arm Asm-Control Valve, Rt				
42	3351624	AR	Guard Asm-Quad, Single SHFT				
43	3351696	1	Spring-Retaining, Lever, Quad				
44	3350256	1	Guide				
45	3351770	1	Bar-Center, Jack Shaft				
46	6000270	1	Bushing Olite				

AR = AS REQUIRED

CIRCULATING SYSTEM with V16 INTAKE VALVE



CIRCULATING SYSTEM WITH V16 INTAKE VALVE

REF.	PART NO.	QTY.	DESCRIPTION	REF.	PART NO.	QTY.	DESCRIPTION
1	3340645	1	PUMP ASM=400 GPM, TAPER SHAFT	56	3340199	1	VLV ASM=CONT, L W/O BUTTERFLY (INCLUDING ITEMS 58-61)
2	3340386	1	GASKET=INTAKE VALVE TO PUMP	57	3340027	1	GASKET=BOTTOM VALVE PLATE
4	3340582	1	CASE=INTAKE VLV, 44 RAD TANK	58	3340046	2	SPRING-COMPRESSION
	3340413	1	CASE=INTAKE VLV, 46 RAD TANK	59	3340026	1	PLATE=600MM, VALVE
	3340414	1	CASE=INTAKE VLV, 46 RAD TANK	60	3340029	3	PACKING
5	6000396	1	STUD=.5RD CR X1.75LG DRILLED	61	3340028	1	CAP=GLAND, LARGE
6	0125366	1	NUT=HEX, SLOT, THICK, .50NF =NS	62	3340025	1	DISC= BUTTERFLY
7	3340411	1	GASKET=TANK VALVE	63	3340024	1	STEM= BUTTERFLY
8	3340823	1	SPLT ASM=FRONT	64	3340045	1	SPRING-COMPRESSION
9	6600339	2	GASKET=4.00X3.50, COPPER ASB.	65	3340023	4	PACKING=DUAL VALVE, 2.50 IN
10	3340618	1	BODY=VALVE SLFVEE, VACU=FLO	66	3340022	1	CAP=GLAND, DUAL VALVE, 2.50 IN
11	3340405	1	FILL LINE ASM (INCL ITEM 12)	67	3380059	1	EXT ASM= BUTTERFLY VLV STEM
12	3340671	1	RING ASM=CLAMPING, TRANS VLV	68	3100284	1	KEY=.12X.12CRX.50, RD ENDS
13	3380388	1	CAP ASM=FILL LINE	69	3380062	1	LEVER ASM= BUTTERFLY VALVE
14	3340867	1	CLAMP ASM=HINGE, FILL LINE	70	3380111	1	SHAFT=OPER, BUTTERFLY CONT
15	3340033	1	CLAMP ASM=SCREW, FILL LINE	71	3380112	1	CONTROL ASM= BUTTERFLY VALVE
16	3340704	1	STRAINER ASSEMBLY	72	3340466	1	TUBE ASM=VACU=FLO, RIGHT UNITS PRIOR TO S/N J-1770
17	3340040	1	CONNECTOR=HOSE, 3.00 IN		3340381	1	TUBE ASM=RIGHT, VACU=FLO UNITS W/ S/N J-1770 AND AFTER
18	3390030	1	HOOK=INTAKE STRAINER		3340988	1	FLEXIBLE VACU=FLO TUBE - UNIVERSAL
19	3340575	1	VALVE ASM=VACU=FLO, UNIV. TYPE (INCLUDING ITEM 10)	73	3340462	1	TUBE ASM=VACU=FLO, LEFT UNITS PRIOR TO S/N J-1770
20	3340620	1	PLUG ASM=VACU=FLO		3340378	1	TUBE ASM=LEFT, VACU=FLO UNITS W/ S/N J-1770 AND AFTER
21	0103646	1	KEY=WOODRUFF, 7.0.12X1.75, PN		3340988	1	FLEXIBLE VACU=FLO TUBE - UNIVERSAL
22	3340045	1	SPRING-COMPRESSION	74	6400341	4	GASKET
23	6600340	1	GASKET=1.88X1.62, COPPER ASB.	75	3380079	1	WRENCH ASM=2 IN UNION NUT
24	3340423	1	CAP=VACUUM LINE VALVE	76	3320850	1	SLEEVE=CLUTCH CONTROL
25	6000295	2	RING=PACK	77	0130999	1	WASHER=FLAT, 0.62, PD
26	3330029	1	GLAND=PACKING, VACU=FLO VLV	78	6000410	1	Pin-SAF, M.T. #4 x 2Lg, Drilled
27	3340432	1	DISC ASM=MT, VACU=FLO DIAL	79	0122433	13	6screw-Hex, 0.50NC x 1.50, GR2, PD
28	3340433	1	DIAL=VACUUM VALVE QUADRANT	80	6100250	13	Washer-Seal, Inlet Valve
29	3340429	1	LEVER ASM=VACU=FLO VALVE	81	0435507	13	Nut-Hex, Lk, Wsh Ins, 0.50NC, PD
30	3330030	1	WRENCH=PACKING GLAND				
31	3340609	1	VALVE ASM=44 RAD TANK, 15 DEG. (INCL ITEMS 4, 5, 6 AND 32)				
	3340610	1	VALVE ASM=44 RAD TANK, 10 DEG. (INCL ITEMS 4, 5, 6 AND 32)				
	3340409	1	VALVE ASM=66 IN RADIUS TANK (INCL ITEMS 4, 5, 6 AND 32)				
	3340410	1	VALVE ASM=96 IN RADIUS TANK (INCL ITEMS 4, 5, 6 AND 32)				
32	3340385	1	PLUG=VALVE				
33	3360036	1	STEM ASM=INTAKE VALVE				
34	6000469	1	KEY=.25X.25CRX1.19, RD ENDS				
35	6100090	1	NUT=INTAKE VLV STEM, 1.03=8				
36	3360169	1	SPRING=INTAKE VALVE				
37	3340491	1	GUIDE ASM=BRG, INTAKE VLV LVR				
38	0271501	1	NUT=HEX, 0.44NC, PN				
	0102913	1	SCREW=SQHD, 0.44NCX3.00, CUP, PD				
39	3351169	1	ARM ASM=SHAFT, INTAKE VLV LVR				
40	3351171	1	LINK=CONTROL, INT VLV LEVER				
41	3352421	1	LEVER ASM=INTAKE VALVE				
42	0122472	1	SCREW=HEX, 0.50NCX2.50, GR2, PD				
43	3320849	1	SLEEVE ASM=CLUTCH CONTROL				
44	0120378	1	NUT=HEX, 0.50NC, PD				
45	3340048	1	GASKET=HEADER ELBOW				
46	3352446	1	HEADER ASM= P=15 PLMP Sam Mtr.				
47	3340003	1	STRAINER-DISCHARGE				
48	6600210	1	GASKET=3.88X3.38, COPPER ASB.				
49	3340074	1	CAP=HEADER				
50	6600208	5	GASKET=3.12X2.75, COPPER ASB.				
51	3340158	1	RETURN LINE ASSEMBLY				
55	3340231	1	VALVE ASM=CONT, RIGHT, FC TUC				

TANK RADIUS =

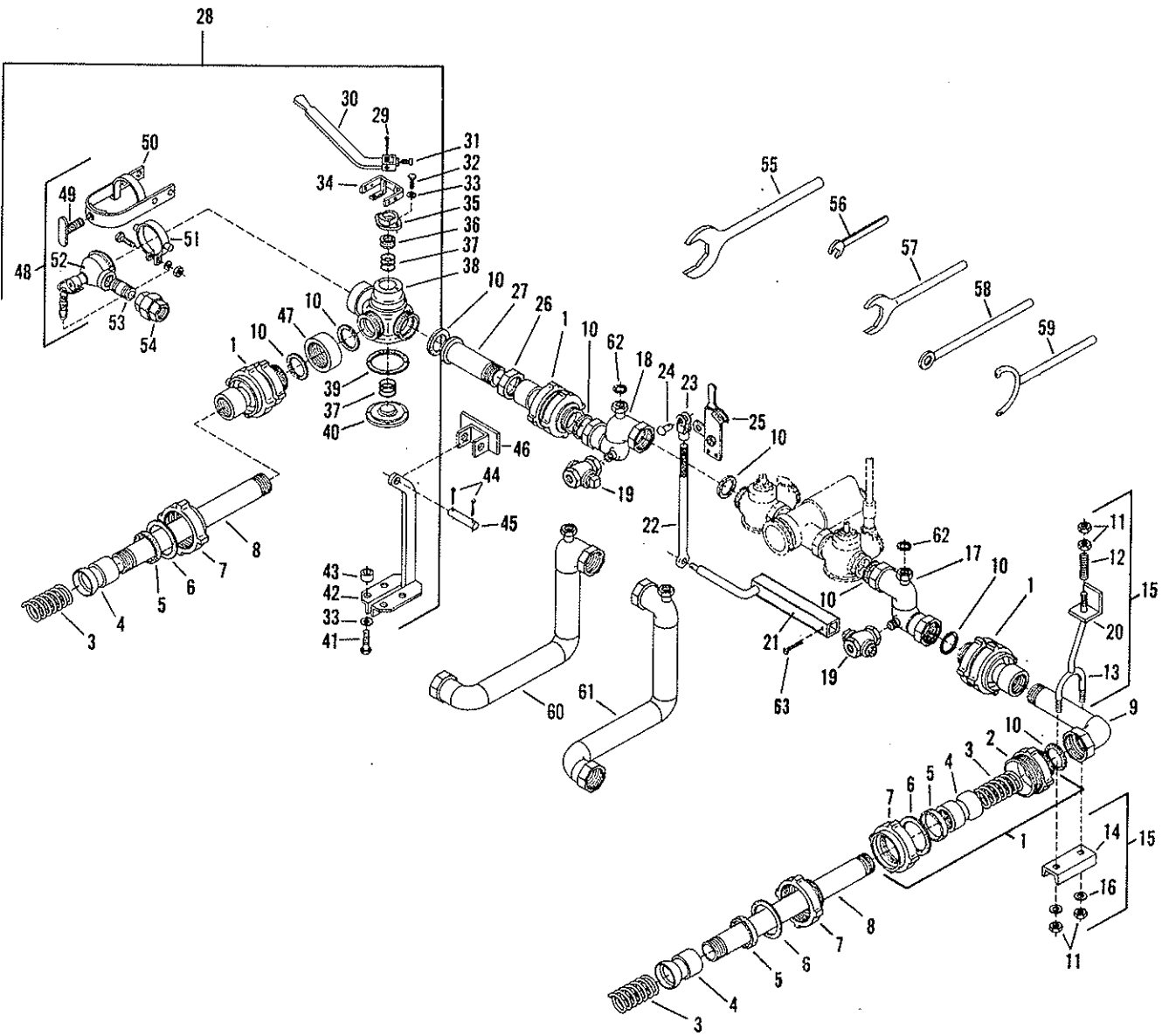
44 X 64 }
48 X 70 } --- 44" RADIUS

46 X 78 }
49 X 83 } --- 66" RADIUS

54 X 90 }
49 X 90 }
63 X 90 } --- 96" RADIUS
64 X 90 }
50 X 90 }

* - UNIT SERIAL NUMBER
NS - NOT SHOWN

DISTRIBUTING LINES - FC AND TUF BAR

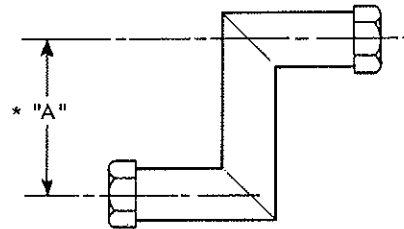


DISTRIBUTING LINES - FC AND TUF BAR

REF.	PART NO.	QTY.	DESCRIPTION	REF.	PART NO.	QTY.	DESCRIPTION
1	3350058	4	CASE ASSEMBLY-BALL JOINT	60	3340182	AR	DROP ASM-LEFT, 6 IN
2	3350059	4	CASE-BALL JOINT		3340183	AR	DROP ASM-LEFT, 8 IN
3	3351186	6	SPRING-TAPFR		3340184	AR	DROP ASM-LEFT, 10 IN.
4	6600259	6	BALL CPLG	61	3340185	AR	DROP ASM-RIGHT, 6 IN.
5	6600258	6	GASKET-2.00		3340186	AR	DROP ASM-RIGHT, 8 IN.
6	3352481	6	Gasket-Garlock, 3.44 x 4.38 x 0.12		3340187	AR	DROP ASM-RIGHT, 10 IN.
7	3350062	6	NUT-BALL JOINT	62	6600341	2	GASKET-1.13X0.88, COPPER ASB.
8	6200219	2	PIPE-SCH 40, 2.00X16.00, TBE, PN	63	0103389	1	PIN-COTTER, 0.12X2.00, PN
9	3340143	1	ADAPTER ASM-BALL TO BALL				
10	6600208	8	GASKET-3.12X2.75, COPPER ASB.				
11	0120377	4	NUT-HEX, 0.38NC, PD				
12	3310353	1	SPRING-COMPRESSION				
13	3310119	1	FORK ASSEMBLY-SUPPORT				
15	3310118	1	CARRIER ASSEMBLY				
16	0120382	2	WASHER-LOCK, 0.38, SPRING, PD				
17	3340123	AR	DROP ASSEMBLY-RIGHT, 0 DROP				
	3340126	AR	DROP ASSEMBLY-RIGHT, 2 IN DROP				
	3340128	AR	DROP ASSEMBLY-RIGHT, 4 IN DROP				
	3340130	AR	DROP ASSEMBLY-RIGHT, 6 IN DROP				
	3340132	AR	DROP ASSEMBLY-RIGHT, 8 IN DROP				
	3340134	AR	DROP ASSEMBLY-RIGHT, 10 IN DROP				
	3340136	AR	DROP ASSEMBLY-RIGHT, 12 IN DROP				
	3340138	AR	DROP ASSEMBLY-RIGHT, 14 IN DROP				
18	3340122	AR	DROP ASSEMBLY-LEFT, 0 DROP				
	3340125	AR	DROP ASSEMBLY-LEFT, 2 IN DROP				
	3340127	AR	DROP ASSEMBLY-LEFT, 4 IN DROP				
	3340129	AR	DROP ASSEMBLY-LEFT, 6 IN DROP				
	3340131	AR	DROP ASSEMBLY-LEFT, 8 IN DROP				
	3340133	AR	DROP ASSEMBLY-LEFT, 10 IN DROP				
	3340135	AR	DROP ASSEMBLY-LEFT, 12 IN DROP				
	3340137	AR	DROP ASSEMBLY-LEFT, 14 IN DROP				
19	3340992	2	VALVE-DRAIN, 1 IN, 2 WAY				
20	3310121	1	SUPPORT-DISTRIBUTING LINE				
21	3340979	1	SHAFT ASM-CROSS, DRAIN COCK				
22	3340219	1	LINK-CONNECT, 14.75, DRAIN COCK				
23	3340220	1	YUKE-THREADED, DRAIN COCK				
24	6000398	1	RIVET-RD HD, 0.25 X 1.25 LG.				
25	3340211	1	QUADRANT ASM-W/HANDLE, DRN COCK				
26	6000480	1	NUT-UNION, 2 IN.				
27	3340141	1	ADAPTER ASM-BALL JT. TO VALVE				
28	3340665	1	VALVE ASM-TRANSFER, FC BAR				
29	0103411	1	PIN-COTTER, 0.19X2.00, PD				
30	3350338	1	LEVER ASM-HAND, TRANSFER VLV				
31	0184365	1	SCREW-SQHD, 0.38NCX1.00, CUP, PD				
32	0122017	2	SCREW-HEX, 0.31NCX1.00, GR2, PD				
33	0120214	6	WASHER-LOCK, 0.31, SPRING, PD				
34	3350337	1	STOP ASSEMBLY-LEVER				
35	3340028	1	CAP-GLAND, LARGE				
36	3340029	3	PACKING				
37	3340046	2	SPRING-COMPRESSION				
38	3340664	1	CASE-VALVE, 3 WAY, 2.50 IN.				
39	3340027	1	GASKET-BOTTOM VALVE PLATE				
40	3340026	1	PLATE-BOTTOM, VALVE				
41	0122027	4	SCREW-HEX, 0.31NCX1.25, GR2, PD				
42	3340163	1	BRACKET ASM-SUPPORT, TRFER VLV				
43	3340171	4	BUSHING-ANGLE, DISTRIBUTING LIN				
44	0137185	2	PIN-COTTER, 0.12X1.00, PD				
45	3340167	1	PIN-STCP, DISTRIBUTING LINE				
46	3340168	1	BRACKET ASM-MTG, CIST. LINE				
47	3350063	1	NUT-ADAPTER RING				
48	7230079	1	ADAPTER ASM-CIST LINE TUC BAR				
49	3380042	1	HANDLE ASM				
50	3340041	1	CLAMP ASSEMBLY-3IN HOSE CONN.				
51	3340671	1	RING ASM-CLAMPING TRANSFER VLV				
52	3380387	1	ADAPTER ASM-HANDSPRAY				
53	0127874	1	NIPPLE-SCH 40, 1.00X1.50, CL, PN				
54	6000416	1	UNION-RAILROAD, 1 IN.				
55	3380079	1	WRENCH ASM-2 IN. UNION NUT, DROPS				
56	6000376	1	WRENCH-NO. 5 ARMSTRONG, NOZZLE				
57	3380092	1	WRENCH -1.50 UNION, SPRAY BAR				
58	3380090	1	PIN ASSEMBLY-ALIGNING				
59	3380081	1	WRENCH ASM-SPANNER, BALL JOINT ASM				

NOTE: TO FIGURE DROPS:
MEASURE FROM CENTER TO CENTER OF
DROP ASM* (SEE DIAGRAM BELOW) AND
SUBTRACT 3 3/8" FROM MEASUREMENT.

FOR EXAMPLE: YOUR MEASUREMENT* IS 3 3/8",
SUBTRACT 3 3/8",
YOUR UNIT HAS 0 DROP.



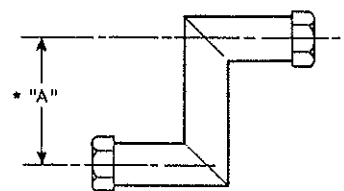
DROP	"A" DIM.*
0	3 3/8"
2	5 3/8"
4	7 3/8"
6	9 3/8"
8	11 3/8"
10	13 3/8"
12	15 3/8"
14	17 3/8"

AR = AS REQUIRED

NOTE: TO FIGURE DROPS:
MEASURE FROM CENTER OF
DROP ASM* (SEE DIAGRAM BELOW) AND
SUBTRACT 3 3/8" FROM MEASUREMENT.

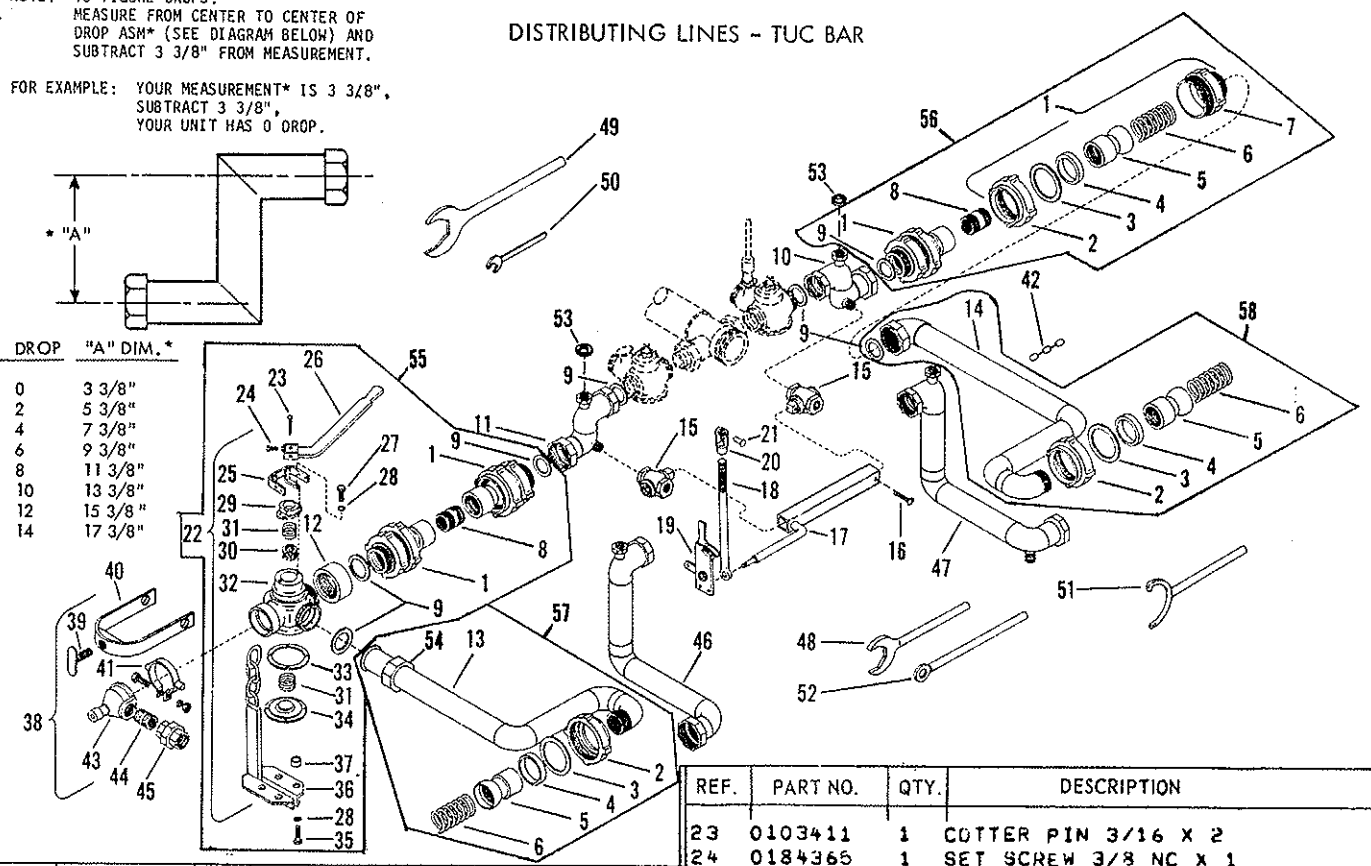
FOR EXAMPLE: YOUR MEASUREMENT* IS 3 3/8".
SUBTRACT 3 3/8".
YOUR UNIT HAS 0 DROP.

DISTRIBUTING LINES - TUC BAR



DROP "A" DIM. *

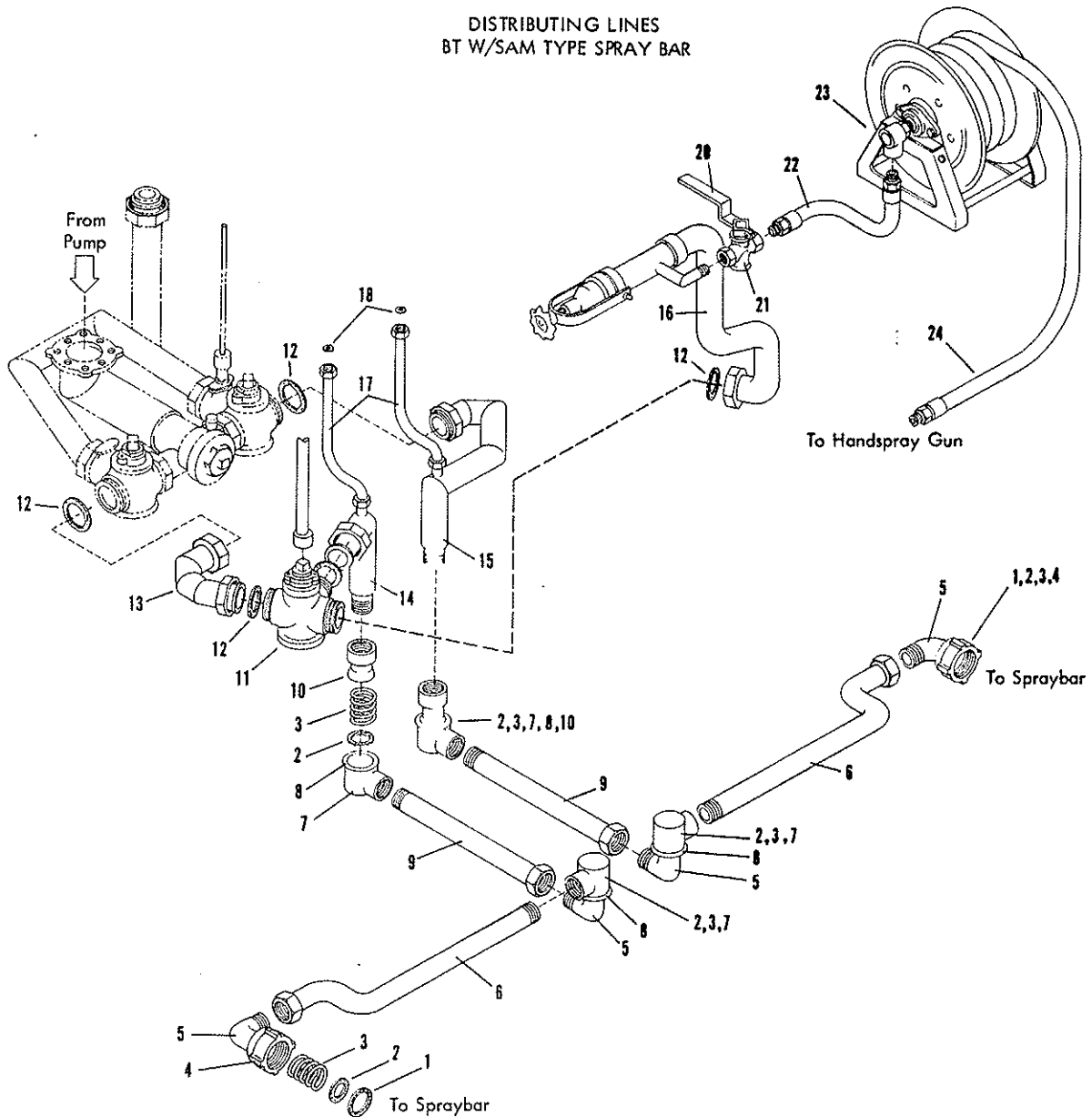
0	3 3/8"
2	5 3/8"
4	7 3/8"
6	9 3/8"
8	11 3/8"
10	13 3/8"
12	15 3/8"
14	17 3/8"



REF.	PART NO.	QTY.	DESCRIPTION
1	3350058	6	BALL JOINT
2	3350062	6	NUT
3	3352481	6	Gasket-Garlock, 3.44 x 4.38 x 0.12
4	6600258	6	GASKET
5	6600259	6	BALL
6	3351186	6	SPRING
7	3350059	4	CASE
8	6200106	2	SHORT NIPPLE
9	6600208	8	GASKET
10	3340123	1	DROP PIPE ASM RT 0 IN DROP
	3340126	1	DROP PIPE ASM RT 2 IN DROP
	3340128	1	DROP PIPE ASM RT 4 IN DROP
	3340130	1	DROP PIPE ASM RT 6 IN DROP
	3340132	1	DROP PIPE ASM RT 8 IN DROP
	3340134	1	DROP PIPE ASM RT 10 IN DROP
	3340136	1	DROP PIPE ASM RT 12 IN DROP
	3340138	1	DROP PIPE ASM RT 14 IN DROP
11	3340122	1	DROP PIPE ASM LT 0 IN DROP
	3340125	1	DROP PIPE ASM LT 2 IN DROP
	3340127	1	DROP PIPE ASM LT 4 IN DROP
	3340129	1	DROP PIPE ASM LT 6 IN DROP
	3340131	1	DROP PIPE ASM LT 8 IN DROP
	3340133	1	DROP PIPE ASM LT 10 IN DROP
	3340135	1	DROP PIPE ASM LT 12 IN DROP
	3340137	1	DROP PIPE ASM LT 14 IN DROP
12	3350063	1	NUT
13	3350326	1	LEFT LINE ASSEMBLY
14	3350329	1	RIGHT LINE ASSEMBLY
15	3340992	2	DRAIN VALVE
16	0103389	1	PIN-COTTER, 0.12X2, PD
17	3340979	1	CROSS SHAFT
18	3340219	1	CONNECTING LINK
19	3340211	1	QUADRANT
20	3340220	1	YOKE
21	6000398	1	DRILLED RIVET
22	3340666	1	3-WAY VALVE

REF.	PART NO.	QTY.	DESCRIPTION
23	0103411	1	COTTER PIN 3/16 X 2
24	0184365	1	SET SCREW 3/8 NC X 1
25	3350337	1	LEVER STOP
26	3350338	1	HAND LEVER
27	0122017	2	CAP SCREW 5/16 NC X 1
28	0120214	6	LOCK WASHER 5/16
29	3340028	1	GLAND
30	3340029	3	PACKING
31	3340046	2	SPRING
32	3340664	1	VALVE CASE
33	3340027	1	GASKET
34	3340026	1	PLATE
35	0122027	4	CAP SCREW 5/16 NC X 1 1/4
36	3350297	1	SUPPORT BRACKET
37	3340171	4	BUSHING
38	7230079	1	ADAPTER ASM-UIST LINE, TUC BAR
39	3380042	1	HANDLE
40	3340041	1	HINGE CLAMP ASSEMBLY
41	3340671	1	CLAMP RING ASSEMBLY
42	3351249	1	RIGHT CARRYING CHAIN
43	3380074	1	HANDSPRAY ADAPTER
44	0127874	1	CLOSE NIPPLE 1 X 1 1/2
45	6000416	1	UNION
46	3340182	1	LT DROP ASM 6 INCH SPL
	3340183	1	LT DROP ASM 8 INCH SPL
	3340184	1	LT DROP ASM 10 INCH SPL
47	3340185	1	RT DROP ASM 6 INCH SPL
	3340186	1	RT DROP ASM 8 INCH SPL
	3340187	1	RT DROP ASM 10 INCH SPL
48	3380092	1	UNION WRENCH ASSEMBLY
49	3380079	1	UNION NUT WRENCH ASSEMBLY
50	6000376	1	NOZZLE WRENCH
51	3380081	1	SPANNER WRENCH ASSEMBLY
52	3380090	1	PIN ASSEMBLY
53	6600341	2	GASKET
54	6000480	AR	Union Nut, 2.00 In
55	3341013	1	Dist. Ln Asm-Lt Tuc Bar
56	3341012	1	Dist. Ln Asm-Rt Tuc Bar
57	3341015	1	Circulating Ln Asm-Lt Tuc Bar
58	3341014	1	Circulating Ln Asm-Rt Tuc Bar

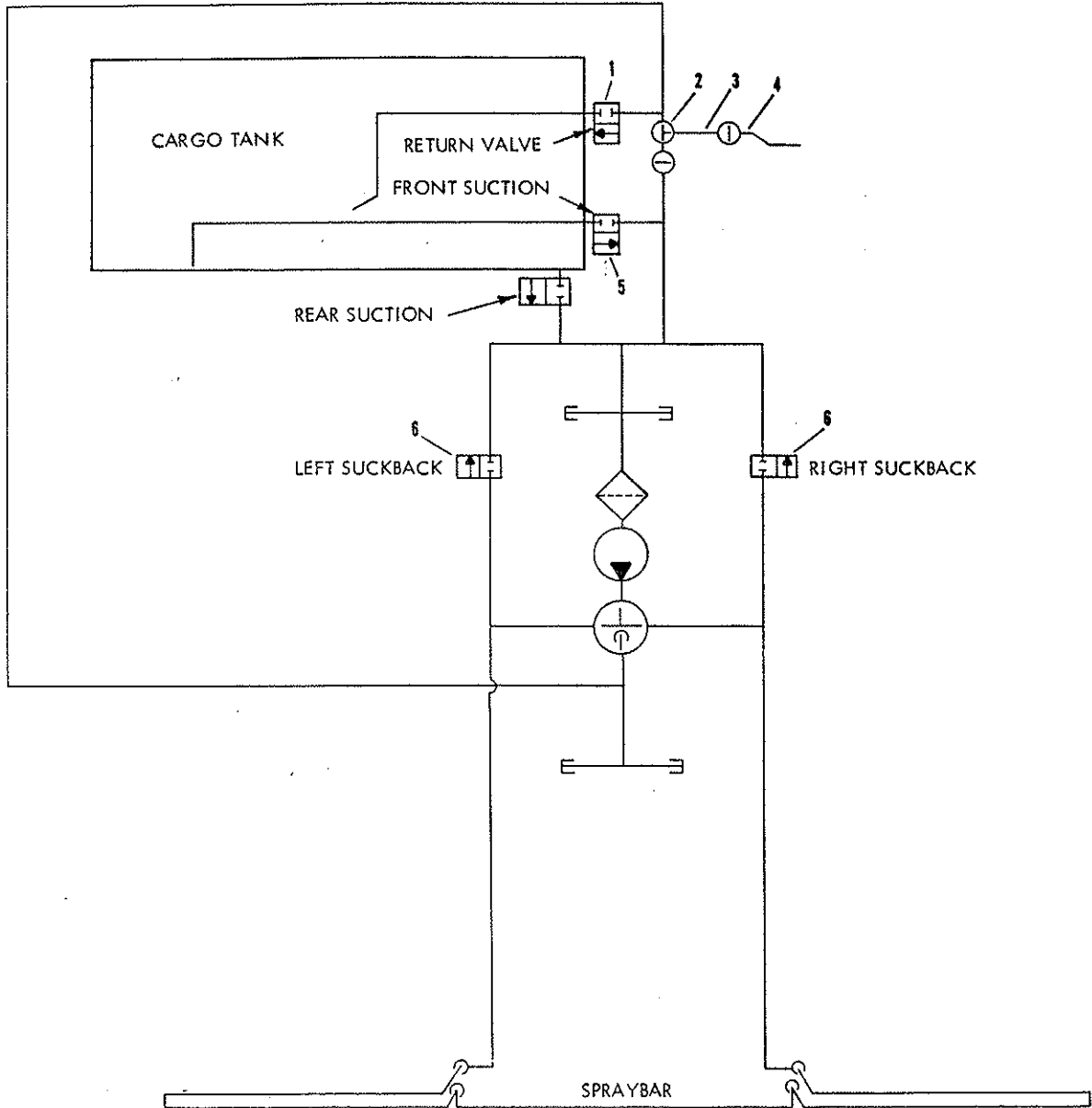
DISTRIBUTING LINES
BT W/SAM TYPE SPRAY BAR



REF.	PART NO.	QTY.	DESCRIPTION	REF.	PART NO.	QTY.	DESCRIPTION
1	6000252	2	GASKET-4.38X3.88,COPPER ASB.	15	3341272	1	Drop Pipe Asm - Right, 44" Frame Height
2	6600258	2	GASKET-2.00,AQ#01-09190,TPE11X		3341308	1	Drop Pipe Asm - Right, 42" Frame Height
3	3351186	2	SPRING-TAPER		3341309	1	Drop Pipe Asm - Right, 40" Frame Height
4	3350062	2	NUT-BALL JOINT		3341310	1	Drop Pipe Asm - Right, 38" Frame Height
5	3341231	4	BALL ASM-ANGLE 90 DEG.		3341311	1	Drop Pipe Asm - Right, 37" Frame Height
6	3341134	2	DISTRIBUTING LINE ASM.	16	3341276	1	Line Asm - Discharge/ Handspray
7	3341236	2	ASM-HOUSING,RT ANGLE BALL JT	17	3340988	1	Tube-Flexible, Universal
8	3341233	2	LID-BALL JOINT ASM.	18	6600341	4	Gasket
9	3341338	2	DISTRIBUTING LINE ASM.	20	3380481	1	Valve Handle Asm
10	6600259	2	BALL&CPLG-BARCO #JRS-4338	21	6600726	1	Valve - 1 in., 2 Way
11	3340075	1	VALVE ASM-3 WAY	22	6601478	1	Hose Asm - 1 X 30, Asphalt
12	6600208	5	GASKET-3.12X2.75,COPPER ASB.	23	6602020	1	Hose Reel
13	3341270	1	DISCHARGE LINE-3 WAY VALVE	24	6601319	1	Hose Asm-Handspray, 25 Ft
14	3341271	1	Drop Pipe Asm - Left, 44" Frame Height				
	3341304	1	Drop Pipe Asm - Left, 42" Frame Height				
	3341305	1	Drop Pipe Asm - Left, 40" Frame Height				
	3341306	1	Drop Pipe Asm - Left, 38" Frame Height				
	3341307	1	Drop Pipe Asm - Left, 37" Frame Height				

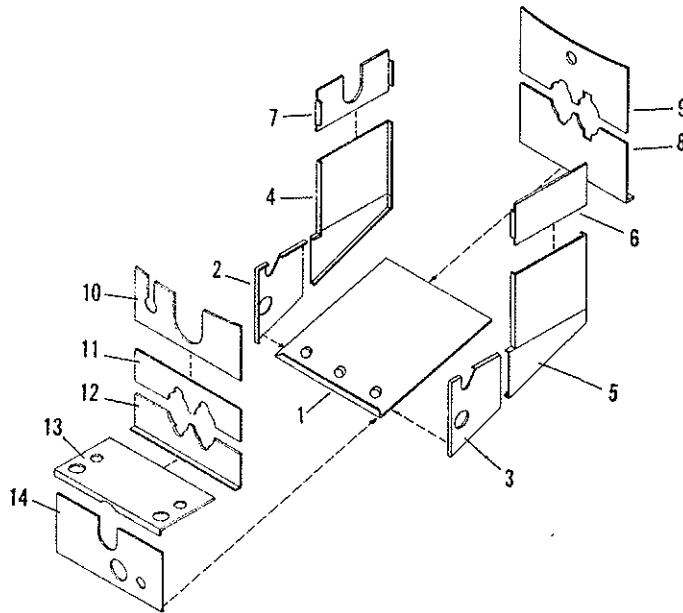
SPECIFY UNIT SERIAL NO., PART NO., & PART DESCRIPTION

ASPHALT SYSTEM SCHEMATIC
BT/SAM



REF.	PART NO.	QTY.	DESCRIPTION	REF.	PART NO.	QTY.	DESCRIPTION
1	6601801	2	VALVE-GATE, 3IN, SLIDE STEM				
2	6601367	1	VALVE-1" 3-WAY, BRASS				
3	6601367	1	VALVE-1" 3-WAY, BRASS				
4	3380017	1	GUN ASSEMBLY- HAND SPRAY				
5	6600726	1	COCK-STEAM 1 IN 2WAY SQ HD BR				
6	6601177	2	VALVE, BALL, 1IN, HAND SPRAY				

PUMP HOUSING

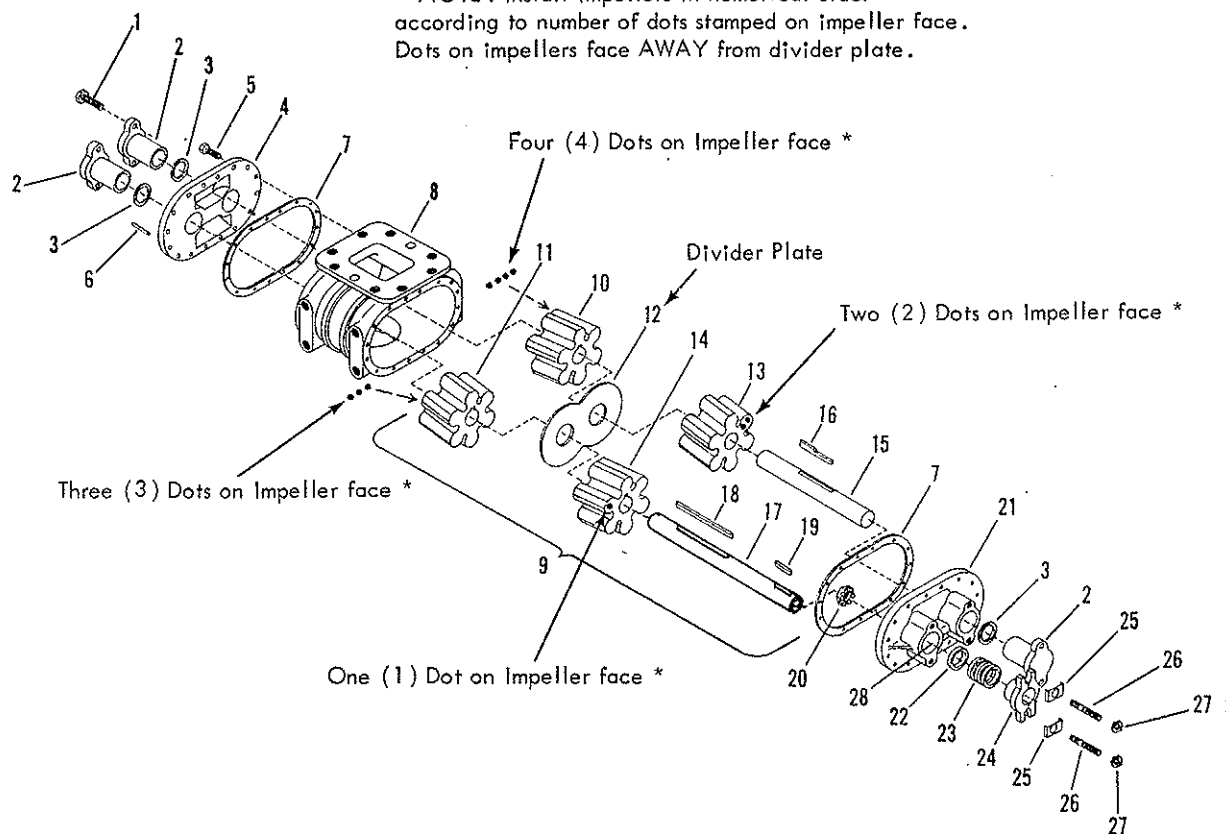


REF.	PART NO.	QTY.	DESCRIPTION	REF.	PART NO.	QTY.	DESCRIPTION
1	3330040	1	BOTTOM SECTION	14	3330037	1	HOUSING ASM CONT VLV
2	3330045	1	BOTTOM SECTION-LEFT REAR				
3	3330049	1	BOTTOM SECTION-RIGHT REAR				
4	3330042	1	LOWER LEFT SIDE ASSEMBLY				
5	3330047	1	LOWER RIGHT SIDE ASSEMBLY				
6	3330046	1	LEFT TOP SECTION				
7	3330041	1	RIGHT HOUSING SECTION				
8	3330032	1	BOTTOM FRONT SECTION				
9	3330033	1	TOP FRONT SECTION				
10	3330034	1	TOP REAR SECTION				
11	3330035	1	TOP REAR SECTION				
12	3330036	1	BOTTOM REAR SECTION				
13	3330039	1	TOP SECTION CONT VLV HSG				

SPECIFY UNIT SERIAL NO., PART NO., & PART DESCRIPTION

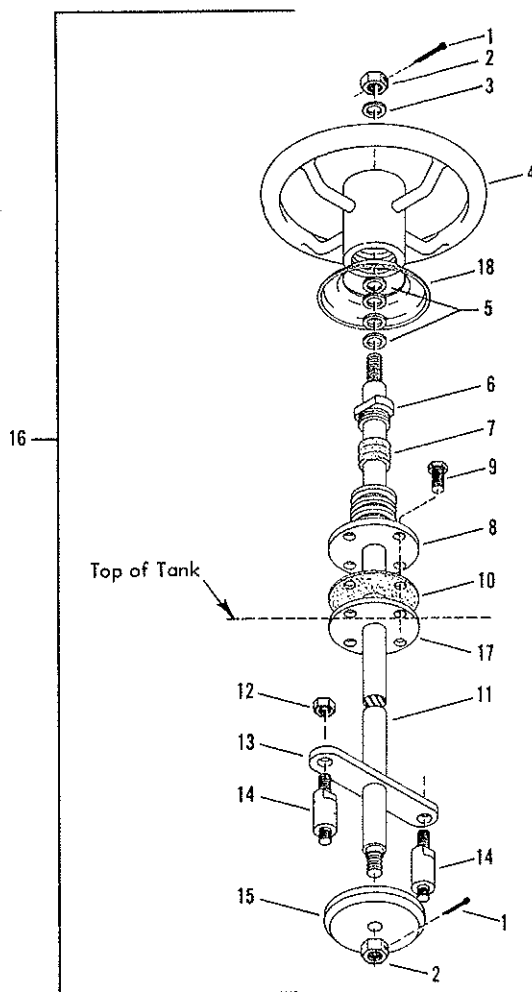
PUMP P-15
3341347

* NOTE: Install impellers in numerical order according to number of dots stamped on impeller face. Dots on impellers face AWAY from divider plate.



REF.	PART NO.	QTY.	DESCRIPTION	REF.	PART NO.	QTY.	DESCRIPTION
1	6000573	6	CAP SCREW	26	3340949	2	STUD
2	3340286	3	BLIND BEARING	27	9413569	2	LOCK NUT
3	6600308	3	GASKET	28	3340294	1	WEARING SLEEVE
4	3340281	1	FACE PLATE				
5	0120233	4	CAP SCREW 3/8 NC X 1				
6	0103615	4	TAPER PIN 1/8 X 1 1/4				
7	3340287	2	GASKET				
8	3340267	1	PUMP CASE				
9	3340271	1	IMPELLER SET				
10	3340279	1	IMPELLER				
11	3340277	1	IMPELLER				
12	3340298	1	DIVISION PLATE				
13	3340275	1	IMPELLER WITH SHOULDER				
14	3340272	1	IMPELLER WITH SHOULDER				
15	3340289	1	IDLER SHAFT				
16	3340300	1	KEY				
17	3341110	1	Pump Shaft P-15 Sam				
18	6000466	1	KEY				
19	6000468	1	KEY				
20	6440018	1	CASTLE NUT				
21	3340283	1	FACE PLATE				
22	3340305	1	LATTERN RING				
23	6600310	5	PACKING				
24	3340307	1	PACKING GLAND				
25	3340308	2	PACKING GLAND RETAINER				

VALVE - INSIDE

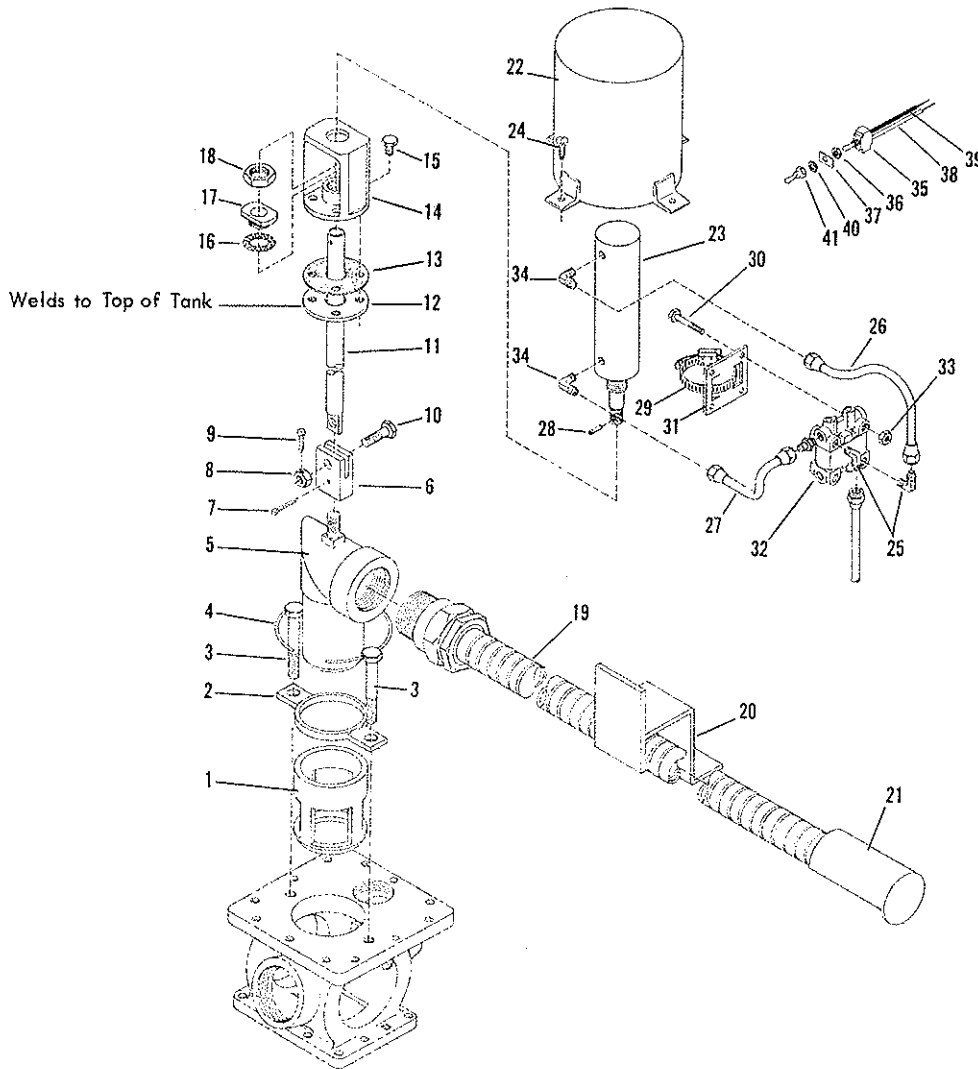


NOTE: No. 17 welded to top of tank.

REF.	PART NO.	QTY.	DESCRIPTION	REF.	PART NO.	QTY.	DESCRIPTION
1	0103388	2	PIN-COTTER, 0.12X1.75, PD	15	3340452	1	DISC-VALVE
2	6000390	2	NUT-HEX, 0.62NC, DRILLED	16	3340638	AR	VALVE ASM-51 IN, 44X64 TANK
3	6100028	1	WASHER-WROUGHT, 1.5X.64X14 GA.	3340639	AR	VALVE ASM-53.25 IN, 46X78 TANK	
4	3340417	1	HAND WHEEL-INSIDE VALVE	3340640	AR	VALVE ASM-55 IN, 48X70 TANK	
5	6100058	4	WASHER-MACH-BUSH, 1X.64X.12 THK	3340641	AR	VALVE ASM-56 IN, 49X83 TANK	
6	3340426	1	NUT-PACKING, INSIDE VALVE	3341034	AR	VALVE ASM-56.5 IN, 49.5X90 TANK	
7	3340474	1	PACKING	3340642	AR	VALVE ASM-61 IN, 54X90 TANK	
8	3340418	1	CONNECTION-FLANGED, TANK	3341035	AR	VALVE ASM-63 IN, 56X90 TANK	
9	6000389	4	SCREW-CAP, .3X.75, C, DRILL, M. TH	3340683	AR	VALVE ASM-70 IN, 63X90 TANK	
10	3340416	1	GASKET-FINISHING RG, HAND WHL.	3341036	AR	VALVE ASM-71 IN, 64X90 TANK	
11	3340441	AR	STEM ASM-VLV, 51 IN, 44X64 TANK	17	3340473	1	PLATE-BASE, INSIDE VALVE
	3340444	AR	STEM ASM-VLV, 53.25 IN, 46X78 TANK	18	3340497	1	RING-FINISHING, INSIDE VALVE
	3340446	AR	STEM ASM-VLV, 55 IN, 48X70 TANK				
	3340448	AR	STEM ASM-VLV, 56 IN, 49X83 TANK				
	3341060	AR	STEM ASM-VLV, 56.5 IN, 49.5X90 TANK				
	3340450	AR	STEM ASM-VLV, 61 IN, 54X90 TANK				
	3341061	AR	STEM ASM-VLV, 63 IN, 56X90 TANK				
	3340684	AR	STEM ASM-VLV, 70 IN, 63X90 TANK				
	3341062	AR	STEM ASM-VLV, 71 IN, 64X90 TANK				
12	0274637	2	NUT-HEX, LOCK, 0.50NF, 8A, GRA, PD				
13	3340454	1	PLATE-GUIDE, INSIDE VLV. STEM				
14	3340453	2	STUD-SPACER (INCL REF 12)				

AR = AS REQUIRED

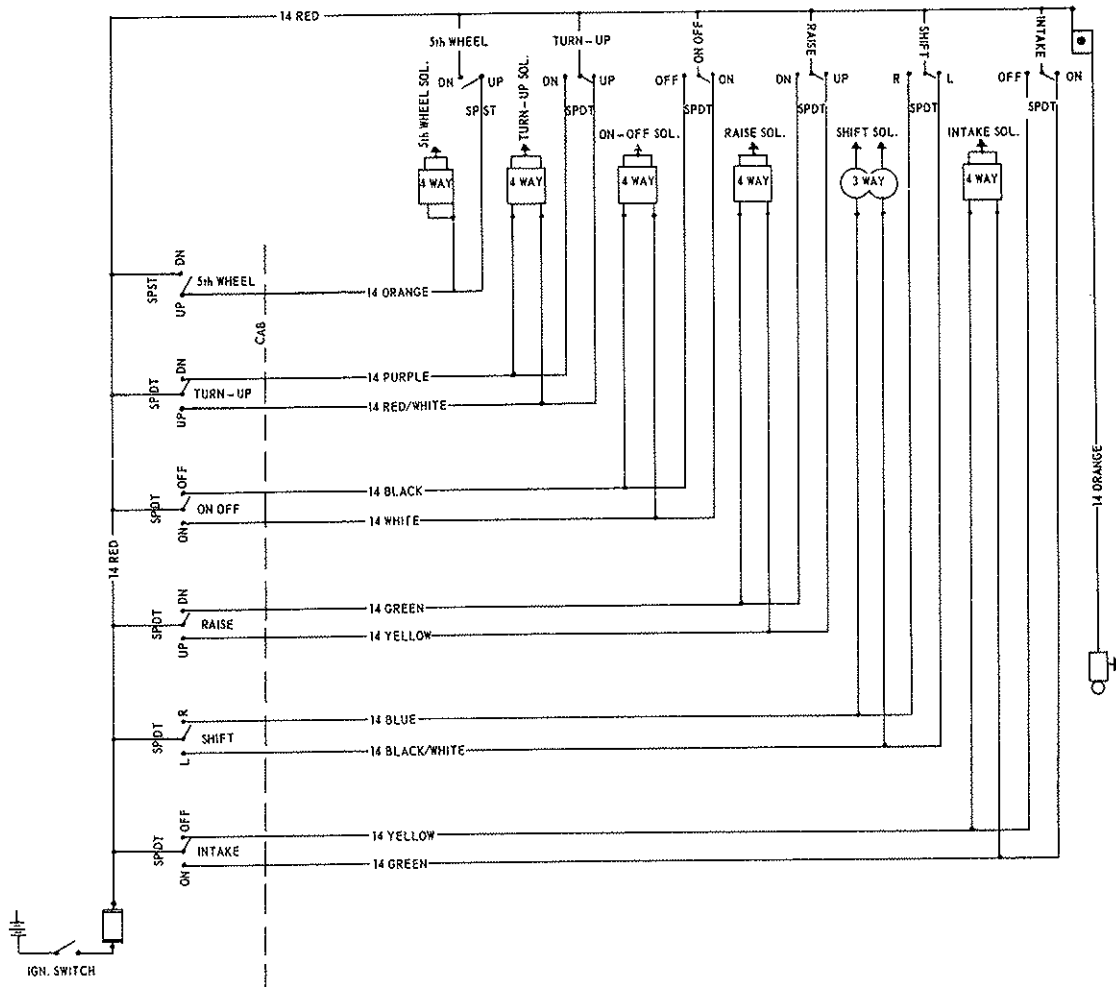
CONTROL - FRONT SUCTION



REF.	PART NO.	QTY.	DESCRIPTION	REF.	PART NO.	QTY.	DESCRIPTION
1	3340696	1	CAGE=INTAKE,FRONT SUCTION	26	9250129	1	TUBE ASM=COP,OUT,0.380DXW/O LG (SPECIFY LENGTH)
2	3340692	1	RETAINER ASM=INTAKE CAGE	27	9250129	1	TUBE ASM=COP,IN,0.380DXW/O LG (SPECIFY LENGTH)
3	0122513	2	SCREW=HEX,0.50NCX4.00,GR2,PD	28	0455481	1	PIN=SPRING,0.19X1.00,HV,PN
4	9250022	AR	LOCK WIRE (SPECIFY LENGTH)	29	6000090	1	CLAMP=HOSE,2.50X3.00,GS,500
5	3340689	1	PLUG ASM=INTAKE,FRONT SUCTION	30	0121960	4	SCREW=HEX,0.25NCX2.25,GR2,PD
6	6000216	1	ROD=CLEVIS NUT	31	3360052	1	BRACKET ASM=MTG,SOLENOID VALVE
7	0103409	1	PIN=COTTER,0.19X1.50,PD	32	6600040	1	VALVE=SOLENOID,12V D.C.
8	0271501	1	NUT=HEX,0.44NC,PN	33	9413946	4	NUT=HEX,LOCK,0.25NC,EA,PD
9	0103407	1	PIN=COTTER,0.19X1.00,PD	34	6200179	2	ELBOW=FLARED TUBE
10	0122293	1	SCREW=HEX,0.44NCX1.75,GR2,PD	35	6700162	1	SWITCH=TOGGLE,DPOT
11	3340695	1	ROD=DRAW,INTAKE PLUG	36	6000100	1	NUT=LOCK,SWITCH
12	3340473	1	PLATE=BASE,INSIDE VALVE	37	6000101	1	PLATE=UP/DOWN
13	3340416	1	GASKET=BASE PLATE	38	9250205	AR	WIRE=INSUL,14GA,RED,W/O LG (SPECIFY LENGTH)
14	3340697	1	BRACKET ASM=CYL MT + PACK GLND	39	9250201	AR	WIRE=INSUL,14GA,BLACK,W/C LG (SPECIFY LENGTH)
15	0122119	4	SCREW=HEX,0.38NCX0.75,GR2,PD	40	6000103	1	NUT=HEX,SWITCH
16	3340474	1	PACKING	41	6700164	1	SEAL=TOGGLE SWITCH
17	3340436	1	NUT=PACKING,INSIDE VALVE				
18		1	NUT (INCLUDED W/ AIR CYLINDER)				
19	6601923	AR	HOSE-FILL,3.00IN,T+A				
20	3340735	1	BRACKET ASM=HOSE+RETURN RETNR				
21	3340738	1	ANTI=WHIRLPOOL DEVICE ASM				
22	3340700	1	COVER ASM=FRT SUCTION MECH.				
23	6600601	1	CYLINDER=AIR,FRONT SUCTION				
24	9426125	4	SCREW=TAP,PNLSL,12X0.75,AB,PD				
25	0118755	2	ELBOW=AUTO,90,04XP=06MS				

AR = AS REQUIRED

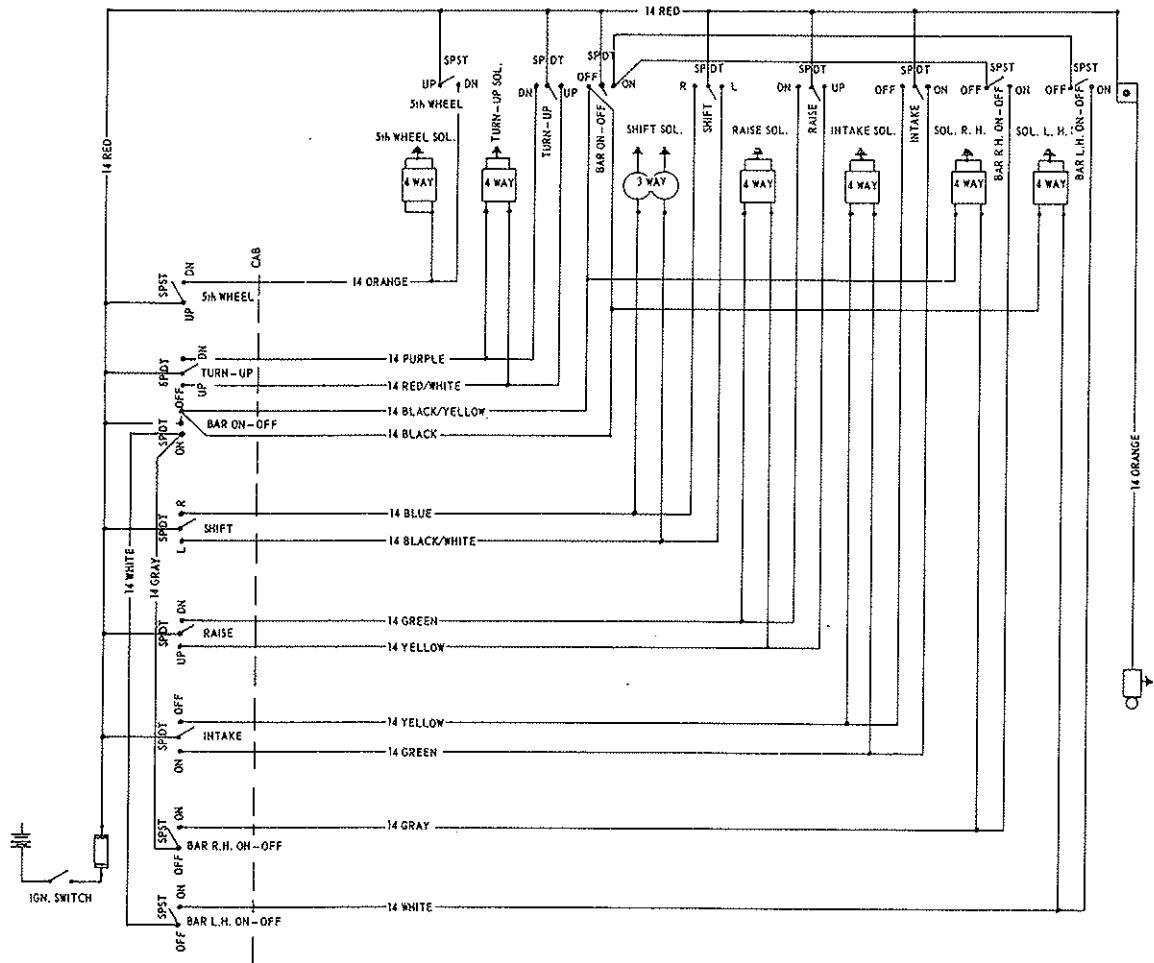
WIRING DIAGRAM - ELECTRIC - AIR CONTROLS - FC AND TUC BARS



Note: Front and rear controls for all functions are shown. If only one control (front or rear) is desired, delete the switch and wires from the other controls.

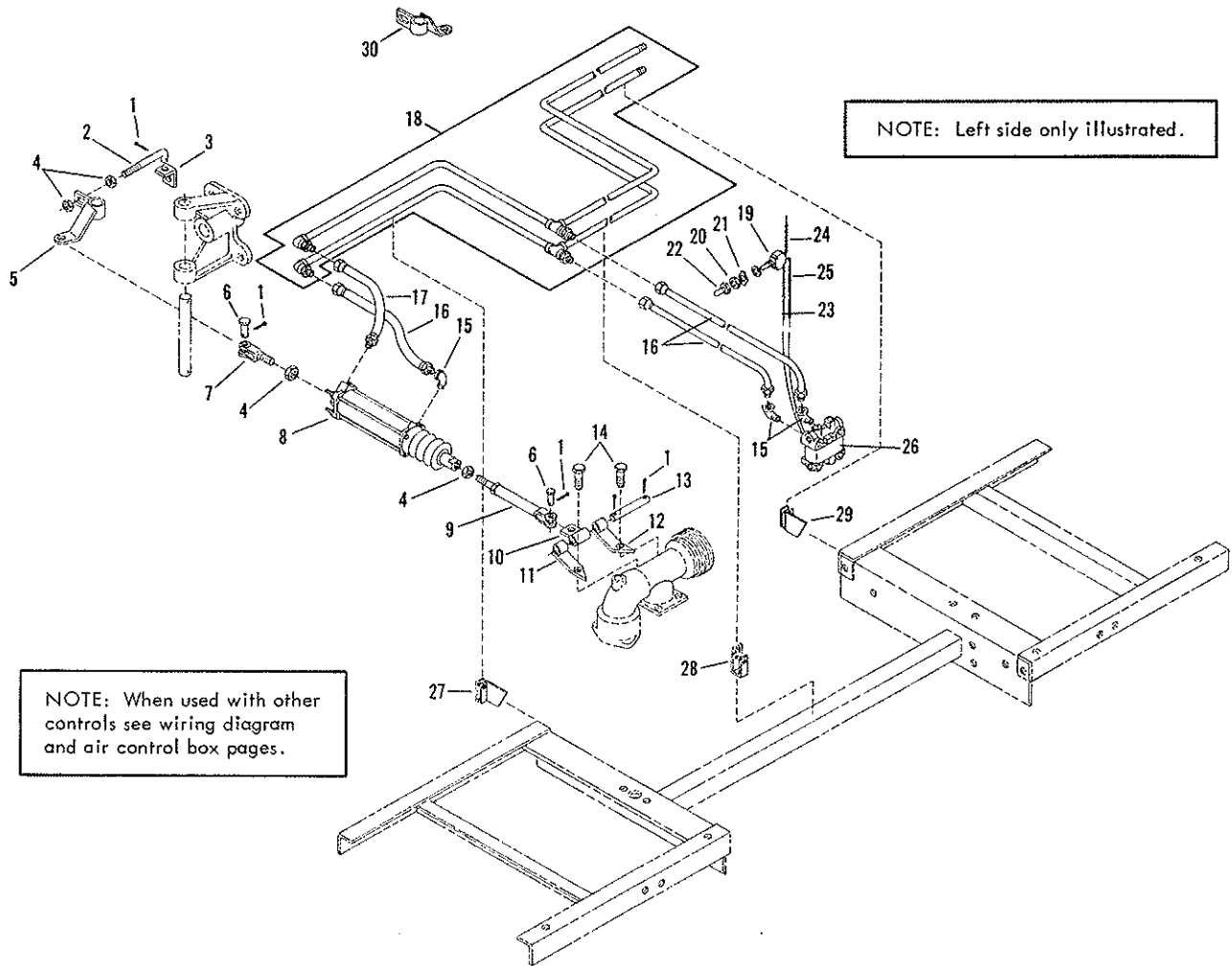
NOTE: DELETE TURN-UP CIRCUIT WHEN USED ON FC SPRAY BAR.

WIRING DIAGRAM - ELECTRIC - AIR CONTROLS - TUF BAR



Note: Front and rear controls for all functions are shown. If only one control (front or rear) is desired, delete the switch and wires from the other controls.

BAR TURN UP CONTROL - FOR TUC



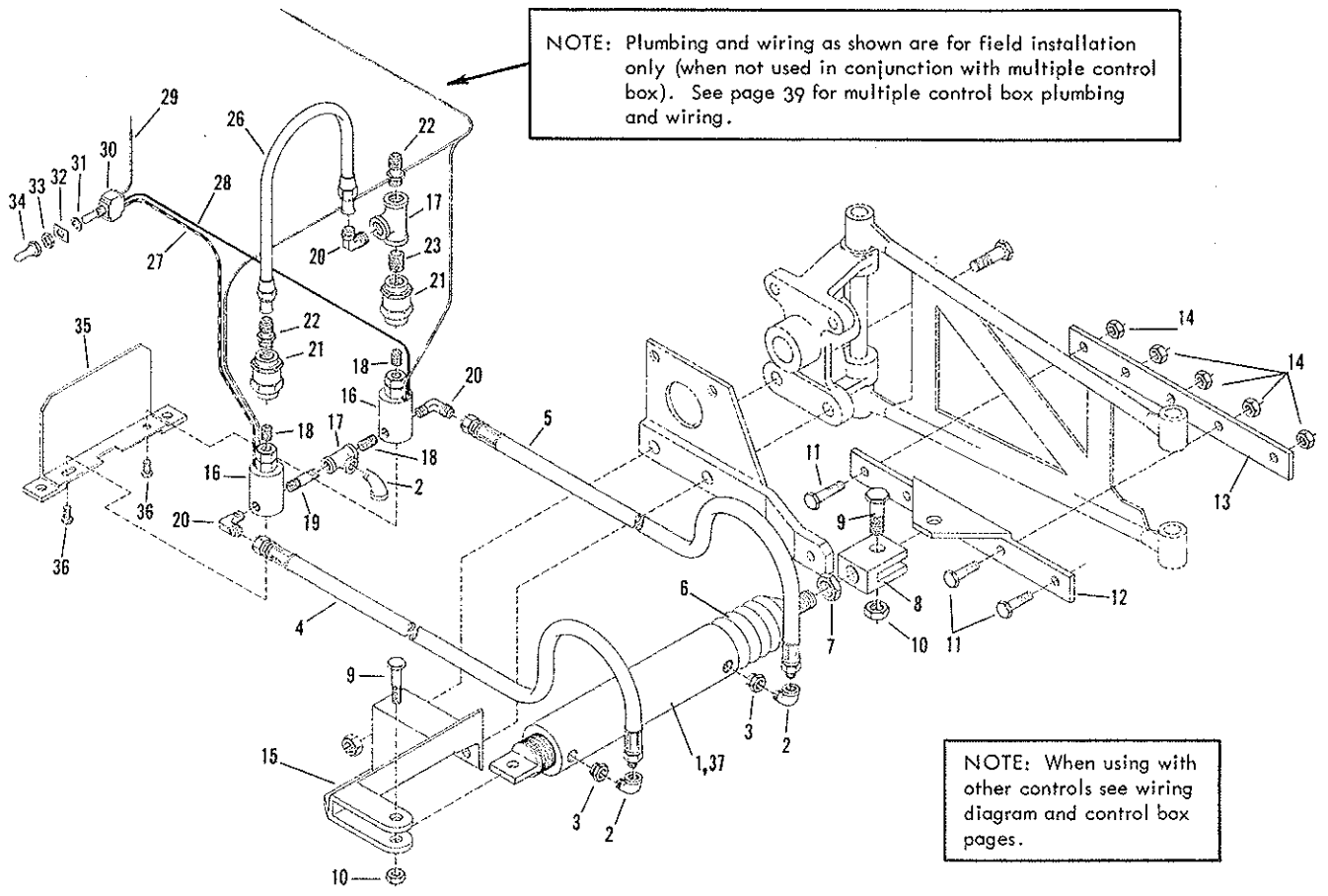
NOTE: Left side only illustrated.

NOTE: When used with other controls see wiring diagram and air control box pages.

REF.	PART NO.	QTY.	DESCRIPTION	REF.	PART NO.	QTY.	DESCRIPTION
	3360563	1	BAR TURN UP ASM=COMPLETE (RIGHT SIDE OF ASM NOT SHOWN)	22	6700164	1	SEAL=TOGGLE SWITCH
1	0103374	6	PIN=COTTER,0.09 X 1.00,PD	23	9250213	AR	WIRE=INSUL,14 GA,RED/WHITE (SPECIFY LENGTH)
2	3360564	2	LINK=ADJUSTING,BAR TURN UP	24	9250205	AR	WIRE=INSUL,14GA,RED,W/O LENGTH (SPECIFY LENGTH)
3	3360553	2	PLATE=ADJUSTMENT MT BAR TRN UP	25	9250210	AR	WIRE=INSUL,14GA,PURPLE,W/O LG (SPECIFY LENGTH)
4	0120371	8	NUT=HEX,C.50NF,PD	26	6600040	1	VALVE=SOLENOID,12V DC
5	3360559	1	BRACKET ASM=CYL MT,ADJ,LEFT	27	3330184	1	SUPPORT ASM=LEFT,FUEL LINE
6	6600295	4	PIN=CYLINDER YOKE	28	2630074	1	BRACKET ASM=FUEL LINE
7	6600296	2	YOKE=CYLINDER	29	3330185	1	SUPPORT ASM=RIGHT,FUEL LINE
8	3360795	2	CYLINDER=AIR	30	3360558	1	BRACKET ASM=CYL MT,ADJ,RIGHT
	6600293	AR	BOOT=AIR CYLINDER				
	7420220	1	REPAIR KIT=AIR CYLINDER -NS				
9	3360550	2	EXTENSION ASM=CYL ROD TURN UP				
10	3360554	2	CONNECTOR ASM=BAR TURN UP				
11	3360561	2	PIVOT PLATE ASM=LEFT				
12	3360556	2	PIVOT PLATE ASM=RIGHT				
13	3360552	2	PIN=PIVOT,BAR TURN UP				
14	0122459	4	SCREW=HEX,0.50NCX2.00,GR2,PD				
15	0105423	4	ELBOW=PIPE,90,ST,0.25NPT,PN				
16	3360573	4	HOSE ASM=BAR TURN UP, LONG				
17	3360574	2	HOSE ASM=BAR TURN UP, SHORT				
18	3360466	2	PIPING ASM=TURN UP				
19	6700162	1	SWITCH				
20	6000100	1	NUT=LOCK, SWITCH				
21	6000101	1	PLATE=UP/DOWN, SWITCH				

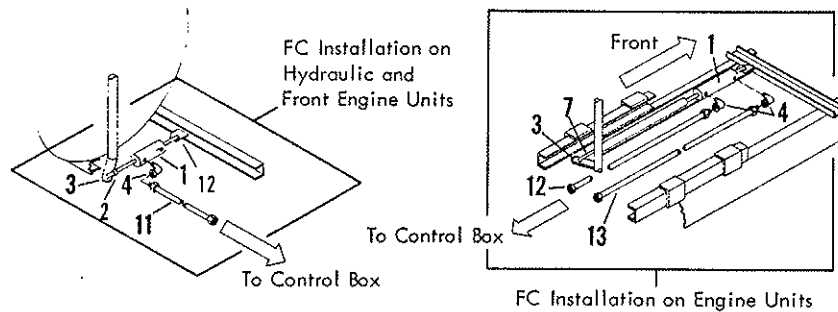
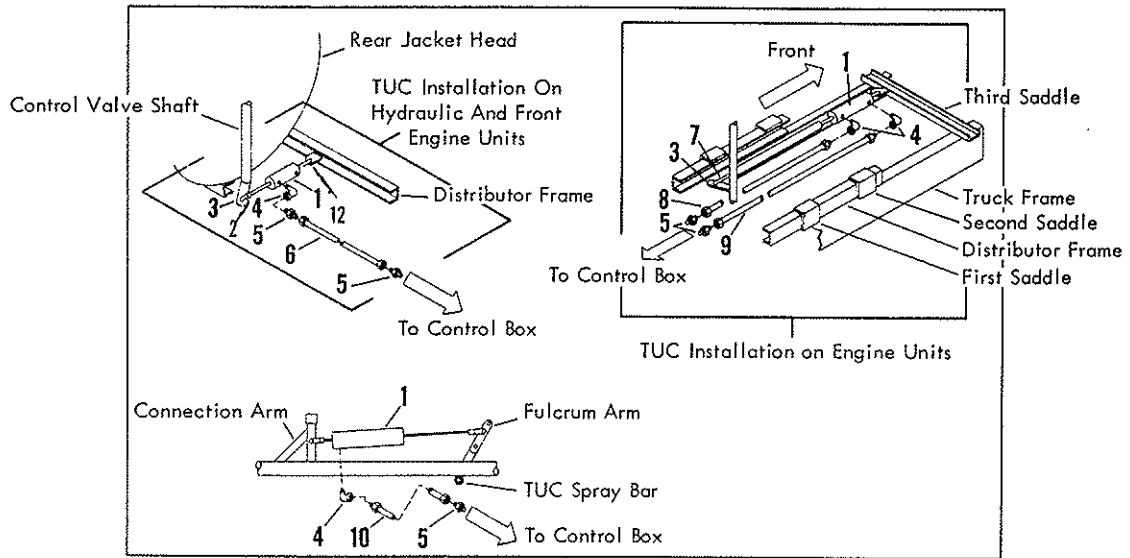
AR = AS REQUIRED
NS = NOT SHOWN

CONTROL - BAR SHIFTING - TUC AND FC - SHORT CYLINDER



REF.	PART NO.	QTY.	DESCRIPTION	REF.	PART NO.	QTY.	DESCRIPTION
	3360477	1	INSTALLATION=BAR SHIFT	20	0118755	3	ELBOW=AUTO, 90, 0.4" P=06MS
1	6600140	1	CYLINDER=AIR	21	6600963	2	VALVE=CHECK
2	0105423	3	ELBOW=PIPE, 90, ST, 0.25NPT, PN	22	0118750	2	UNION=HALF, 0.38TUX0.25MPT
3	0119931	2	BUSHING=PIPE, 0.38X0.25NPT, PN	23	0142275	1	NIPPLE=SCH40, 0.38X1.00, CL, PN
4	3360567	1	HOSE=BAR SHIFT, RIGHT (FOR USE AS SHOWN)	26	9250129	AR	TUBE ASM=COPI, 0.38 OD X W/O LG (SPECIFY LENGTH)
	3360569	1	HOSE ASM=BAR SHIFT, RT (FOR USE WITH CENTER CONTROL BOX)	27	9250211	AR	WIRE=INSUL, 14GA, BLACK/WHITE (SPECIFY LENGTH)
5	3360566	1	HOSE=ASM=BAR SHIFT, LEFT (FOR USE AS SHOWN)	28	9250205	AR	WIRE=INSUL, 14GA, RED, W/O LG (SPECIFY LENGTH)
	3360570	1	HOSE ASM=BAR SHIFT, LEFT (FOR USE WITH CENTER CONTROL BOX)	29	9250208	AR	WIRE=INSUL, 14GA, BLUE, W/O LG (SPECIFY LENGTH)
6	6600293	1	BOOT=AIR CYLINDER	30	6700161	1	SWITCH=TOGGLE, SPDT
7		1	NUT=HEX, JAM, 0.75 (INCLUDED W/ CYLINDER, REF. 1)	31	6000100	1	NUT=LOCK, TOGGLE SWITCH
	6000216	1	CLEVIS=AIR CYLINDER	32	3360103	1	PLATE=SWITCH, LEFT AND RIGHT
9	0122293	2	SCREW=HEX, 0.44NCX1.75, GR2, PD	33	6000103	1	NUT=HEX, TOGGLE SWITCH
10	9413947	2	NUT=HEX, LOCK, 0.44NC, EA, PD	34	6700164	1	SEAL=TOGGLE SWITCH (REAR ONLY)
11	0122145	5	SCREW=HEX, 0.38NCX1.25, GR2, PD	35	3360411	1	BRACKET ASM=SOLENOID MTG (FOR FIELD INSTALLATION)
12	3360397	1	CONNECTOR ASM=LOCATING	36	0436750	3	SCREW=MACH, PMSL, 10NFX0.50, PD
13	3360399	1	PLATE=PRESS, CARRIER ARM CONN	37	7420063	1	REPAIR KIT=FOR 6600140 CYL.
14	0120377	5	NUT=HEX, 0.38NC, PD				
15	3360405	1	BRACKET ASM=CYL MTG, BAR SHIFT				
16	6600538	2	VALVE=SOLENOID, 12V DC				
17	0105417	2	TEE=PIPE, 0.25NPT, PN				
18	0105405	3	NIPPLE=SCH 40, 0.25X0.87 CL, PN				
19	0119920	1	NIPPLE=PP, SCH 40, 0.25X2.00, PN				
							AR = AS REQUIRED

FC AND TUC ON AND OFF AIR CONTROL INSTALLATION
(Used When Other Controls Are Present)

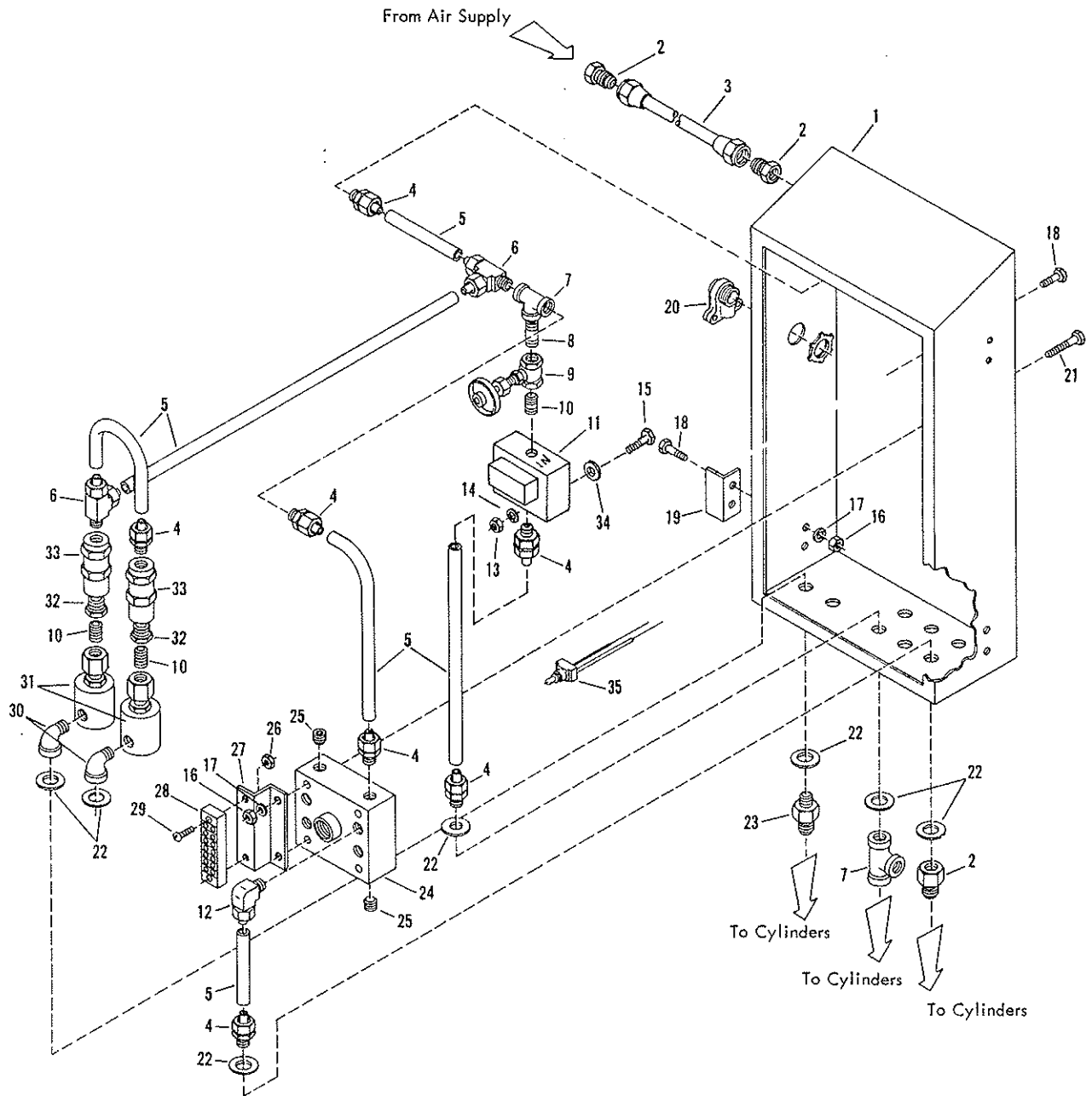


REF.	PART NO.	QTY.	DESCRIPTION	REF.	PART NO.	QTY.	DESCRIPTION
	3360416	1	Electric Air Asm-Tuc, Complete				
	3360370	1	Electric Air Asm-FC, Complete				
1	3360795	AR	Cylinder-Air				
	7420220	AR	Cylinder Repair Kit -NS				
	6600293	AR	Boot-Cylinder -NS				
	6600295	AR	Pin-Cylinder Yoke -NS				
	3360369	AR	Yoke-3.38 -NS				
2	3320411	AR	Link-Conn, Bar ON/OFF 4 3/4" Lg.				
	3321068	AR	Link-Conn, Bar ON/OFF 2 1/2" Lg.				
3	3360059	AR	Lever-Air Control				
4	0105423	AR	Elbow-Pipe, 90,St, 0.25NPT,PN				
5	6600305	AR	Hose End-06 x 04MP, St,LPSP				
6	3360656	2	Hose Asm-Air Supply Line				
7	9250004	AR	Link-Unthd, 0.50Dis (Specify Length)				
	3360055	AR	Bracket Asm-Air Elect. Cond, -NS				
	0271506	AR	Nut-Hex, 0.44NF,PD -NS				
8	3360623	1	Hose Asm-RH Tail End				
9	3360624	1	Hose Asm-RH Rod End				
10	3360654	2	Hose Asm-Air Quad Cyl Hyd Dr				
11	3360655	2	Hose Asm-Air Bar Cyl FC				
12	6600296	AR	Yoke-Cylinder, Hd -NS:				

NOTE:
This page and pages 44 and 39 constitute a complete air control installation.

AR = AS REQUIRED
NS = NOT SHOWN

AIR CONTROL BOX ASSEMBLY - MULTIPLE CONTROLS
 REAR CONTROL BOX



NOTE:
 The above illustration shows those parts and fittings generally common to a multiple air control installation. Individual box construction can be done by adding to, or subtracting from, the parts illustrated.

AIR CONTROL BOX ASSEMBLY - MULTIPLE CONTROLS

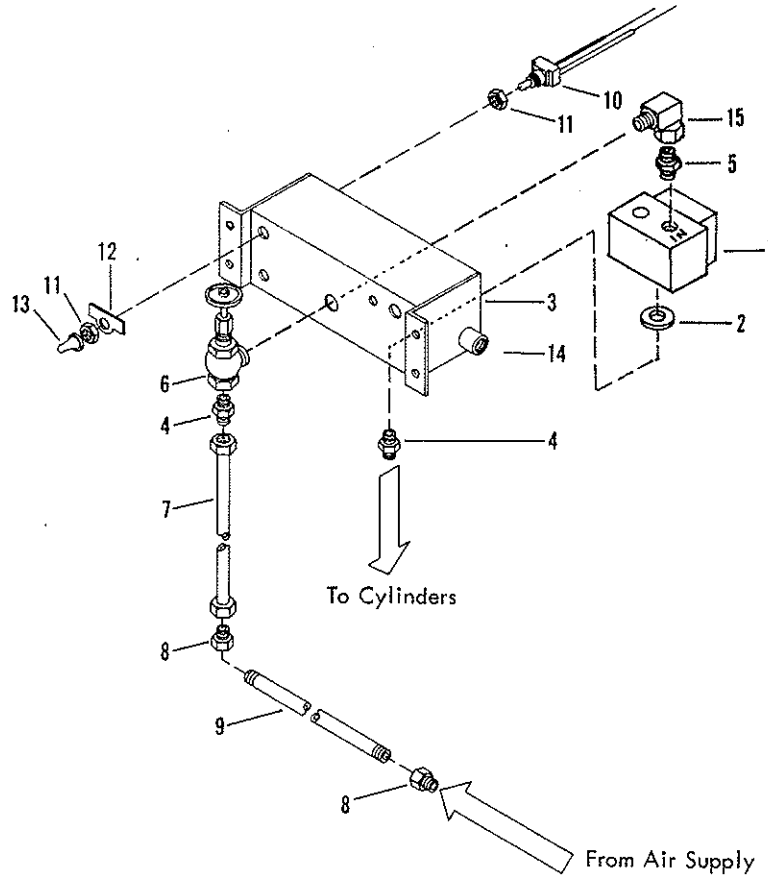
REAR CONTROL BOX

REF.	PART NO.	QTY.	DESCRIPTION	REF.	PART NO.	QTY.	DESCRIPTION
1	3360594	1	CONTROL BOX ASM-MULTI AIR CONT				
	3360437	1	COVER-CONTROL BOX -NS				
	3360438	2	GASKET-CONTROL BOX, 10 LONG -NS				
	3360439	2	GASKET-CONTROL BOX, 16.75LG -NS				
2	0121327	AR	ADAPTER-AUTO, ST, 0.4MP-06MT				
3	3360656	1	HOSE ASM-AIR SUPPLY LINE				
4	6600831	10	ADAPTER-ARBK, ST, 0.4MP-06MT				
5	6309162	AR	TUBING-NYLON, 0.360 I.D., PER FOOT				
6	6600829	AR	TEE-ARBK, 0.6MT-0.4MP-06MT				
7	0105417	AR	TEE-PIPE, 0.25NPT, PN				
8	0105407	1	NIPPLE-PP, SCH 40, 0.25X1.50, PN				
9	6600303	1	VALVE-GLOBE, 0.25 IN, STR				
10	0105405	3	NIPPLE-SCH 40, 0.25X0.87 CL, PN				
11	6601543	1	VALVE-SOLENOID, HAR ON-OFF				
12	6600832	2	ELBOW-ARBK, 90, 0.4MP-06MT				
13	0120631	2	NUT-HEX, 0.12				
14	0120217	2	WASHER-0.12				
15	0436738	2	SCREW-HEX, 0.12 X 1.25				
16	0120375	10	NUT-HEX, 0.25NC, PD				
17	0120380	10	WASHER-LOCK, 0.25, SPRING, PD				
18	0120706	10	SCREW-HEX, 0.25 X 0.50, GR2, PD				
19	3360436	4	BRACKET-CONTROL BOX				
20	6700310	1	CONNECTOR-90 DEG, 0.38 X 0.50				
21	0121960	AR	SCREW-HEX, 0.25 X 2.25, GR2, PD				
22	0120389	AR	WASHER-FLAT, 0.44 X (0.50 X 1.25) PU				
23	0118750	2	ADAPTER-AUTO, ST, 0.4MP-06MS				
24	6600040	AR	VALVE-SOLENOID, 12V DC, TURN-UP				
25	0143997	AR	PLUG-PIPE, SUCK, 0.25NPT, PN				
26	0120622	AR	NUT-HEX, MACH, 8NC, PD				
27	3360508	AR	BRACKET-TERMINAL STRIP MOUNT				
28	3160001	AR	STRIP-BARRIER TERM				
29	0436695	AR	SCREW-MACH, PMSL, 8NC X 0.50, PD				
30	0105423	2	ELBOW-PIPE, 90, ST, 0.25NPT, PN				
31	6600538	2	VALVE-SOLENOID, 12V DC, SHIFT				
32	0119931	2	BUSHING-PIPE, 0.38 X 0.25NPT, PN				
33	6600963	2	VALVE-CHECK				
34	3360649	2	SPACER				
35	6700255	1	SWITCH				

AR = AS REQUIRED
NS = NOT SHOWN

STANDARD AIR CONTROL BOX ASSEMBLY - ON AND OFF ONLY

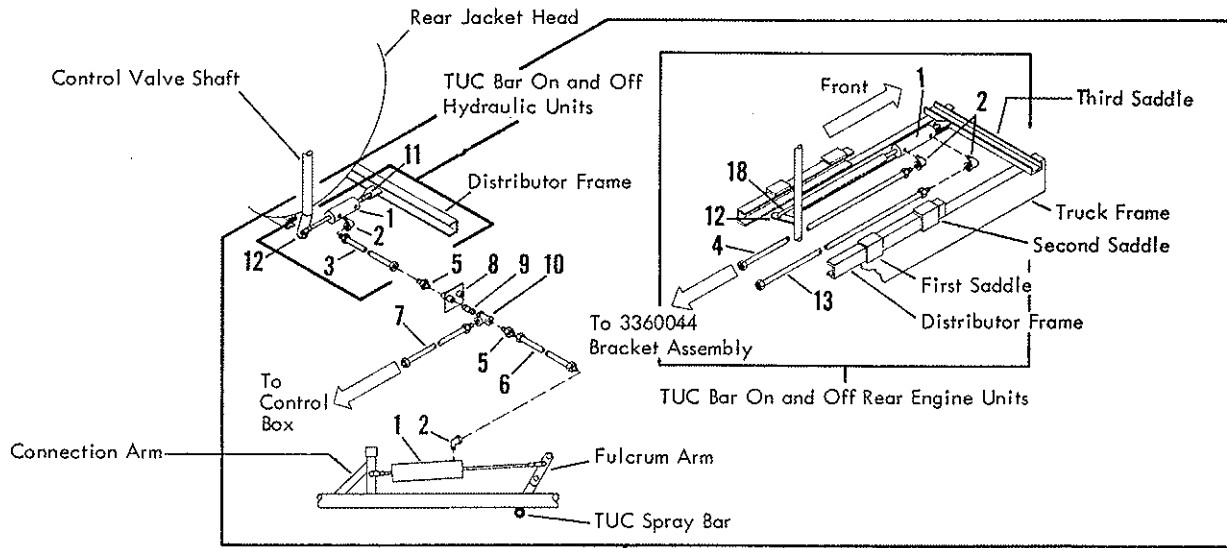
REAR CONTROL BOX



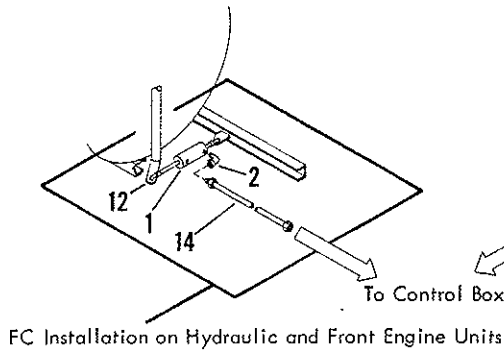
REF.	PART NO.	QTY.	DESCRIPTION	REF.	PART NO.	QTY.	DESCRIPTION
1	6601563	1	SOLENOID VALVE				
2	3360649	2	SPACER				
3	3360111	1	SOLENOID HOUSING ASSEMBLY				
	3360115	1	SOLENOID HOUSING LID NS				
4	0118750	3	CONNECTOR 1/4 MPT X 3/8 T				
5	4470350	1	NIPPLE 1/4, HEX				
6	6600193	1	VALVE				
7	3360656	1	AIR SUPPLY HOSE ASSEMBLY				
8	0121323	2	CONNECTOR 1/4 FPT X 3/8 T				
9	9250052	1	AIR SUPPLY PIPE 1/4 (SPECIFY LENGTH)				
10	6700255	1	SWITCH				
11	6000100	2	LOCK NUT				
12	3360104	1	ON-OFF PLATE				
13	6700164	1	TOGGLE TIP				
14	6700015	1	CONNECTOR NS				
15	4470927	1	ELBOW-HYD, 04MP=04FPX				

NS=NOT SHOWN

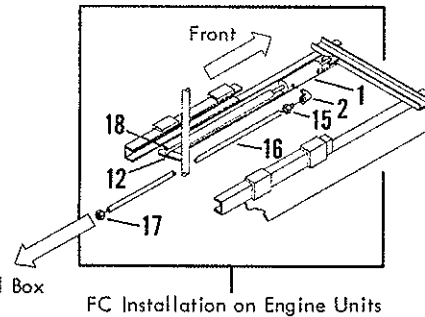
FC AND TUC ON AND OFF AIR CONTROL INSTALLATION
(Used When No Other Controls Are Present)



Installation For TUC Bar Units



FC Installation on Hydraulic and Front Engine Units



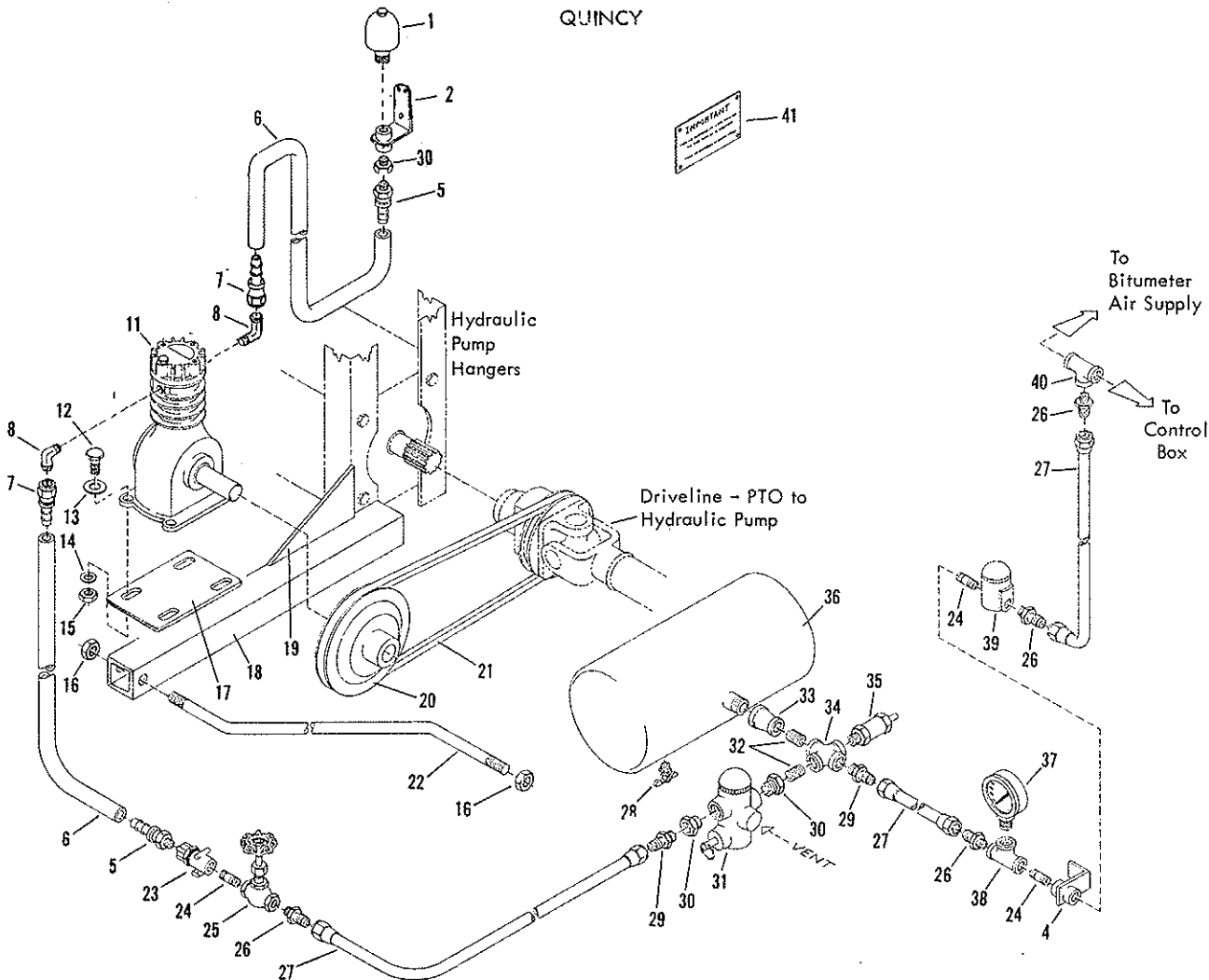
FC Installation on Engine Units

REF.	PART NO.	QTY.	DESCRIPTION	REF.	PART NO.	QTY.	DESCRIPTION
1	3360795	AR	CYLINDER-AIR	18	9250004	AR	LINK=0.50 DIA X W/O LG(SPECIFY LENGTH)
	7420220	AR	REPAIR KIT-AIR CYLINDER -NS		3360055	AR	BRKT ASM-AIR ELECT CONDUIT -NS
	6600293	AR	BOOT-AIR CYLINDER -NS		0271506	AR	NUT-HEX,0.44NF,PD -NS
	6600296	AR	YOKE-CYLINDER -NS				
	6600295	AR	PIN-YOKE,AIR CYLINDER -NS				
	3360369	AR	YOKE=3.38,CYLINDER -NS				
2	0105423	AR	ELBOW-PIPE,90,ST,0.25NPT,PN				
3	3360654	2	HOSE ASM-AIR,QUAD CYL HYD DR				
4	3360624	1	HOSE ASM-RH ROD END				
5	0118750	4	ADAPTER-AUTO,ST,04MP-06MS				
6	3360116	2	HOSE ASSEMBLY-HYDRAULIC				
7	3360654	2	HOSE ASM-AIR,QUAD CYL HYD DR				
8	3360044	AR	BRACKET ASM-PIPE,DOUBLE AIR				
9	0105405	2	NIPPLE=SCH 40,0.25X0.87 CL,PN				
10	0105417	2	TEE-PIPE,0.25NPT,PN				
11	3320411	AR	LINK-CONN,BAR ON AND OFF				
12	3360059	AR	LEVER-AIR CONTROL				
13	3360623	1	HOSE ASM-RH TAIL END				
14	3360655	2	HOSE ASM-AIR,BAR CYL F.C.				
15	6600305	2	HOSE END=06X04MP,ST,LSP				
16	6600324	2	HOSE=0.38,PER FOOT (SPECIFY LENGTH)				
17	6600306	2	HOSE END=06X06FSX,ST,LSP				

NOTE:
This page and pages 40 and 44 constitute a complete air control installation.

NS = NOT SHOWN
AR = AS REQUIRED

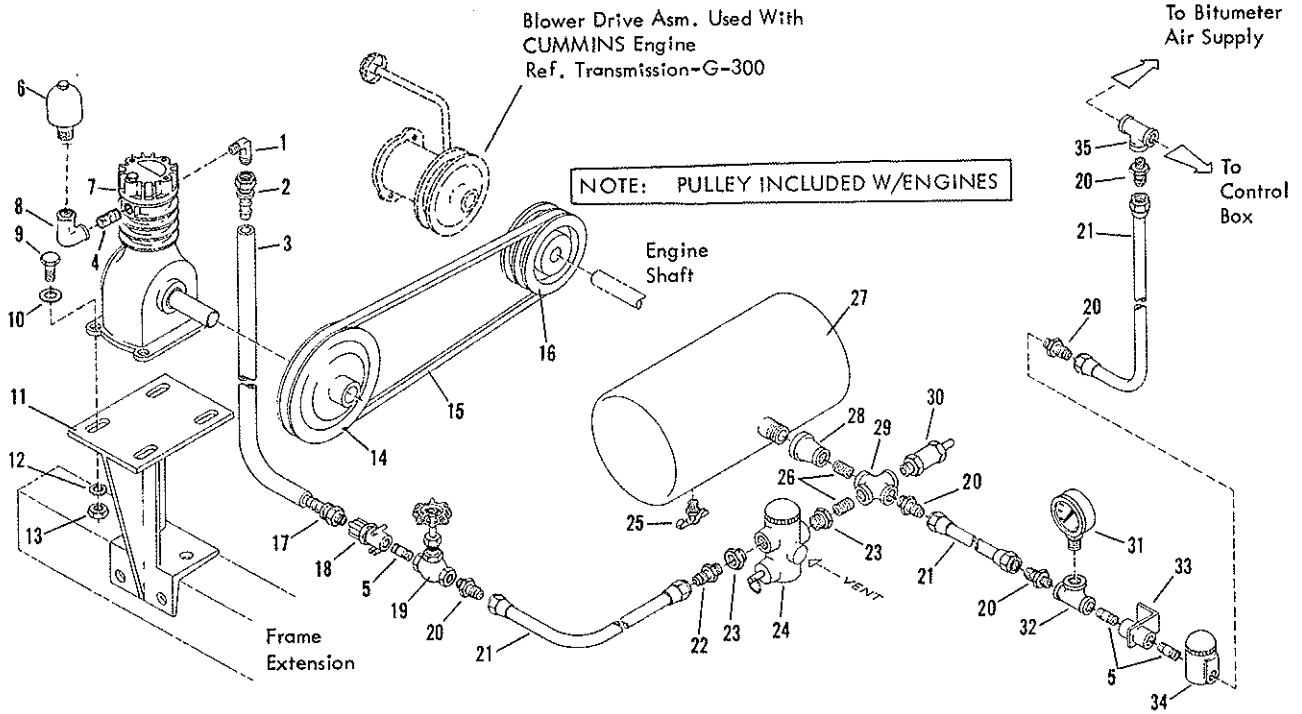
AIR COMPRESSOR INSTALLATION - HYDRAULIC DISTRIBUTOR
QUINCY



REF.	PART NO.	QTY.	DESCRIPTION	REF.	PART NO.	QTY.	DESCRIPTION
1	6600865	1	FILTER=INTAKE, AIR COMPRESSOR	27	9250129	3	TUBE ASSEMBLY=COPPER, 0.38 OD (SPECIFY LENGTH)
2	3380423	1	Brkt-Mtg., Asm Air Filter-Aux, Comp.	28	6600162	1	COCK=DRAIN, 0.25 IN.
4	3330239	2	BRACKET ASSEMBLY=REGULATOR	29	6200174	2	UNION=HALF, 0.38TUX0.38MPT
5	6600305	2	HOSE END=06X04MP, ST, LPSP	30	0142269	3	BUSHING=PIPE, 0.50X0.38NPT, PN
6	6600324	AR	HOSE=0.38, PER FOOT	31	6600836	1	UNLOADER=AIR COMPRESSOR
7	6600306	2	HOSE END=06X06FSX, ST, LPSP	32	0121207	2	NIPPLE=SCH40, 0.38X1.00, CL, PN
8	0118755	2	ELBOW=AUTO, 90, 04MP=06MS	33	0144093	1	COUPLING=PIPE, 0.75X0.38NPT, PN
11	6601843	1	COMPRESSOR=1/2 HP, 2.7 CFM	34	0115193	1	CROSS=PIPE, 0.38NPT, PN
12	0122027	4	SCREW=HEX, 0.31NCX1.25, GR2, PD	35	6600299	1	VALVE=SAFETY
13	0446363	4	WASHER=FLAT, 0.31A(0.38X0.88)PD	36	3360165	1	TANK=AIR, DRILLED
14	0120214	4	WASHER=LOCK, 0.31, SPRING, PD	37	6600168	1	GAUGE=PRESS, 2.5IN X 160 LBS
15	0120376	4	NUT=HEX, 0.31NC, PD	38	0218293	1	TEE=PIPE, 0.25X0.25X0.38NPT, PN
16	9411727	2	NUT=HEX, LOCK, 0.50NC, EA, PD	39	6600137	1	OILER
17	3921024	1	PLATE=MTG, AIR COMP., HYD. DIST.	74	20225	1	REPLACEMENT BOWL
18	3321025	2	ANGLE ASM=MTG, AIR COMP.	40	0105417	1	TEE=PIPE, 0.25NPT, PN
19	3360685	1	GUSSET=MTG ANGLE, AIR COMP.	41	3390586	1	TAG-CHECK AIR COMP. OIL+FILTER
20	6435280	1	SHEAVE=3L4, 7/4L5, 0, 1, 1.00				
21	6435120	1	V BELT=A42, 0.50X42.00 LONG				
22	9250307	1	ROUND, 0.50CR, 0.50NC THD B.E.				
23	6600304	1	VALVE=PRESSURE REGULATOR				
24	0105407	3	NIPPLE=PP, SCH 40, 0.25X1.50, PN				
25	6600194	1	VALVE=GLCBE, 0.25 IN.				
26	0118750	4	ADAPTER=AUTO, ST, 04MP=06MS				

AR = AS REQUIRED

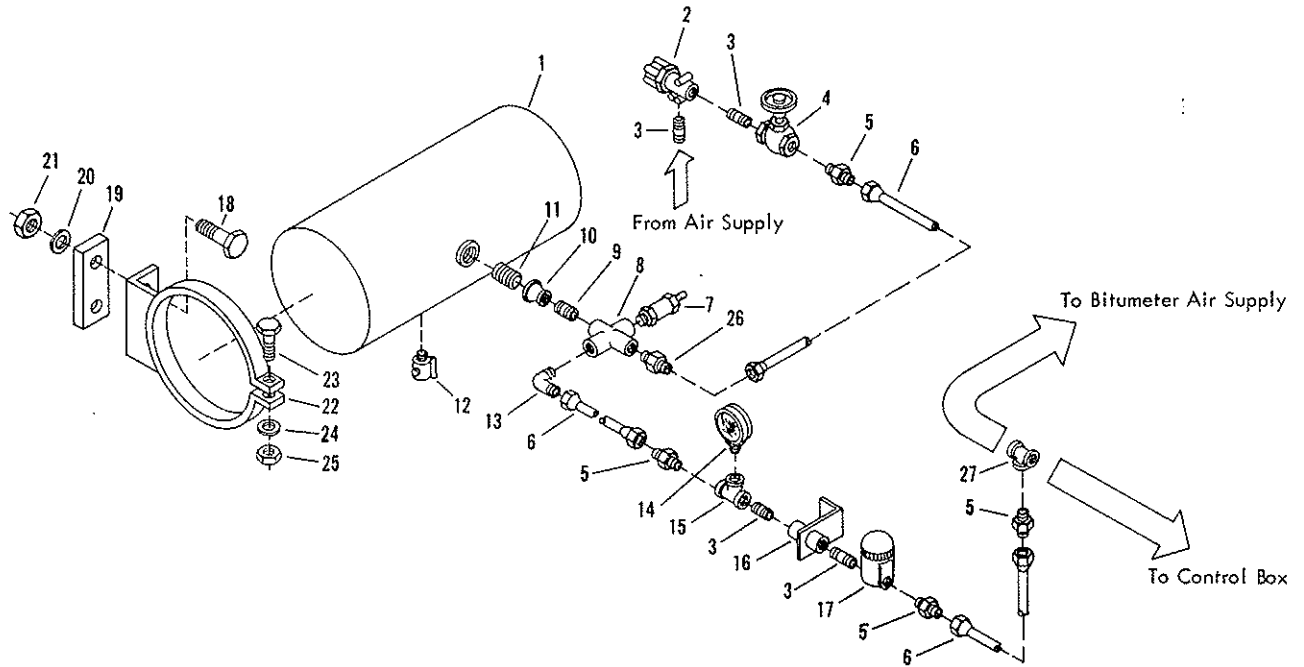
AIR COMPRESSOR INSTALLATION - REAR ENGINE
QUINCY



REF.	PART NO.	QTY.	DESCRIPTION	REF.	PART NO.	QTY.	DESCRIPTION
1	0118755	1	Elbow-Auto,90,04MP-06MS	26	0121207	2	Nipple-Sch 40, 0.38 x 1.00,CL,PN
2	6600306	1	Hose End-06 x 06FSX, ST, LPSP	27	3360165	1	Tank-Air, Drilled
3	6600324	AR	Hose-0.38, Per Foot	28	0144093	1	Coupling-Pipe, 0.75 x 0.38NPT,PN
4	0142275	1	Nipple Sch 40, 0.25 x 1.00 PN	29	0115193	1	Cross-Pipe, 0.38NPT,PN
5	0105407	3	Nipple-PP, Sch 40, 0.25 x 1.50, PN	30	6600299	1	Valve-Safety
6	6600865	1	Filter-intake, Air Compressor	31	6600168	1	Gauge-Press, 2.5 In x 160 Lbs
7	6601843	1	Compressor-1/2 HP, 2.7 CFM	32	0218233	1	Tee-Pipe, 0.25 x 0.25 x 0.38NPT,PN
8	0429687	1	Elbow 90, 0.50 x 0.25NPT,PN	33	3330239	1	Bracket Asm-Regulator
9	0122027	4	Screw-Hex, 0.31NC x 1.25,GR2,PD	34	6600137	1	Oiler
10	0446363	4	Washer-Flat, 0.31A(0.38 x 0.88)PD	35	0105417	1	Replacement Bowl
11	3321155	1	Brkt Asm-Comp, Sux R.E.				
12	0120214	4	Washer-Lock, 0.31, Spring,PD				
13	0120376	4	Nut-Hex, 0.31NC,PD				
14		1	Pulley (incl W/Compressor)				
15	6435038	1	V Belt-5L560				
16		1	Pulley Included with Engines				
17	6600305	1	Hose End-06 x 04MP,ST,LPSP				
18	6600304	1	Valve-Pressure Regulator				
19	6600194	1	Valve-Globe, 0.25 In.				
20	0118750	4	Adapter-Auto ST, 04MP-06MS				
21	9250129	3	Tube Asm Copper, 0.38 OD (Specify Length)				
22	6200174	2	Union-Half, 0.38 TU x 0.38MPT				
23	0142269	2	Bushing-Pipe, 0.50 x 0.38NPT,PN				
24	6600836	1	Unloader-Air Compressor				
25	6600162	1	Cock-Drain, 0.25 In.				

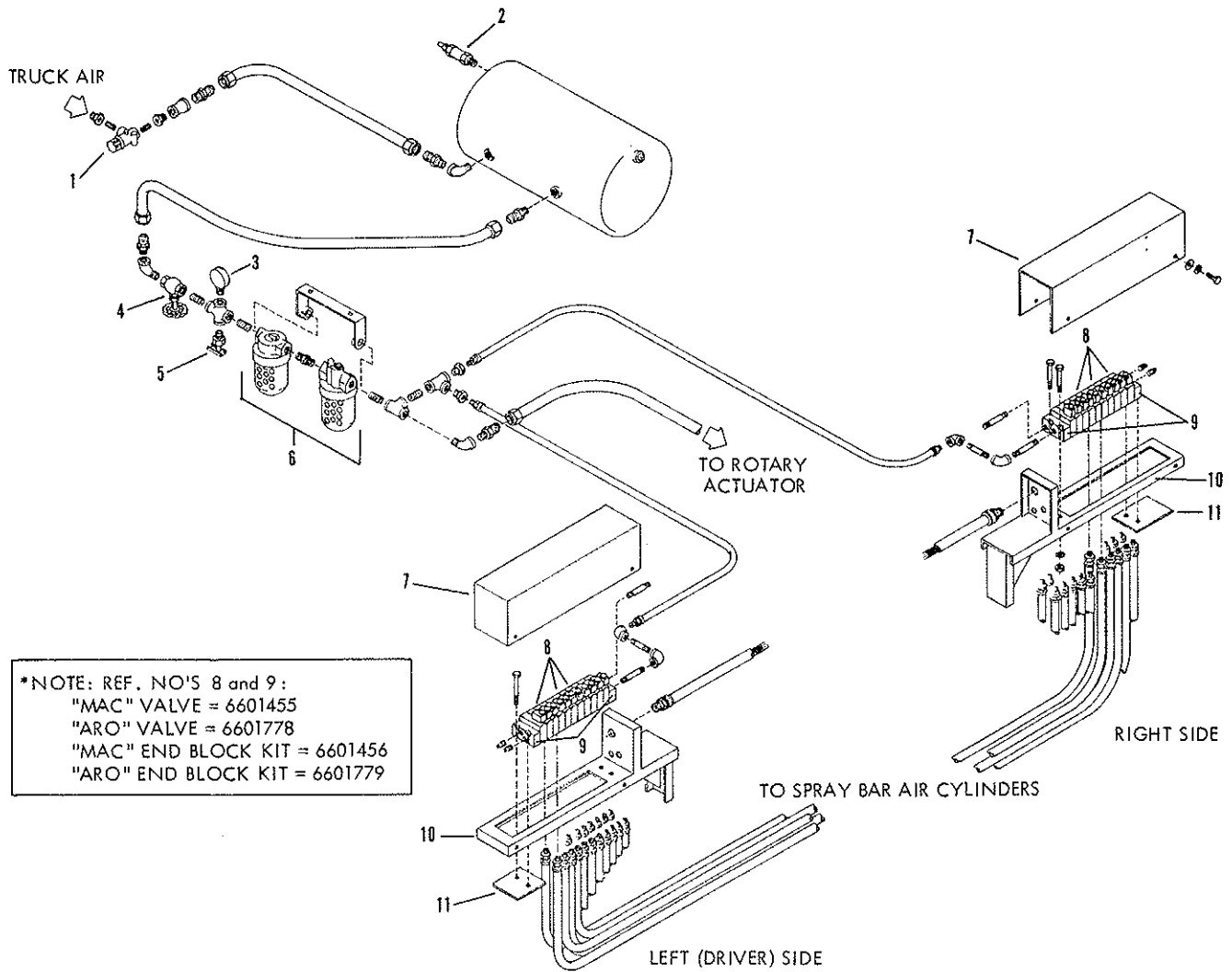
AR - AS REQUIRED

AIR CONTROL RESERVOIR AND PIPING
BT and BX Model Distributors



REF.	PART NO.	QTY.	DESCRIPTION	REF.	PART NO.	QTY.	DESCRIPTION
1	6450357	1	RESERVOIR-AIR	26	6200174	1	CONNECTOR=0.38ID X 0.38MPT
2	6600304	1	VALVE-PRESSURE REGULATOR	27	0105417	1	TEE-PIPE,0.25MPT,PN
3	0105407	4	NIPPLE-PP,SCH 40,0.25X1.50,PN				
4	6600194	1	VALVE-GLOBE,0.25 IN,STR.				
5	0118750	3	CONNECTOR=0.38I X 0.25NPT				
6	7230153	3	HOSE ASM=0.38 X 10 FT.				
7	6600299	1	VALVE-SAFETY				
8	0115193	1	CROSS-PIPE,0.38MPT,PA				
9	0121207	1	NIPPLE-SCH40,0.38X1.00,CL,PN				
10	0144093	1	COUPLING-PIPE,0.75X0.38NPT,PN				
11	0144613	1	NIPPLE-SCH 40,0.75X1.38 CL,PN				
12	6600162	1	COCK-DRAIN,0.25 IN.				
13	6200179	1	ELBOW=.38TUBE X.38MPT,90DEG				
14	6600168	1	GAUGE-PRESS,2.5INX160 LBS				
15	0218233	1	TEE-PIPE,0.25X0.25X0.38NPT,PN				
16	3330239	1	BRACKET ASSEMBLY-REGULATOR				
17	6600137	1	WJLER-LINE				
	7420225	1	Replacement Bowl				
18	0122253	2	SCREW-HEX,0.44NCX1.00,GR2,PD				
19	3311155	2	PLATE-BACKING,AIR BOTTLE MTG.				
20	0120383	4	WASHER-LOCK,0.44,SPRING,PD				
21	0271501	4	NUT-HEX,0.44NC,PN				
22	3360008	2	BRACKET ASM-MT,AIR BOTTLE				
23	0121900	2	SCREW-HEX,0.256LX1.00,GR2,PD				
24	0120380	2	WASHER-LOCK,0.25,SPRING,PD				
25	0120375	2	NUT-HEX,0.25NC,PD				

AIR SYSTEM
BT W/SAM TYPE SPRAY BAR



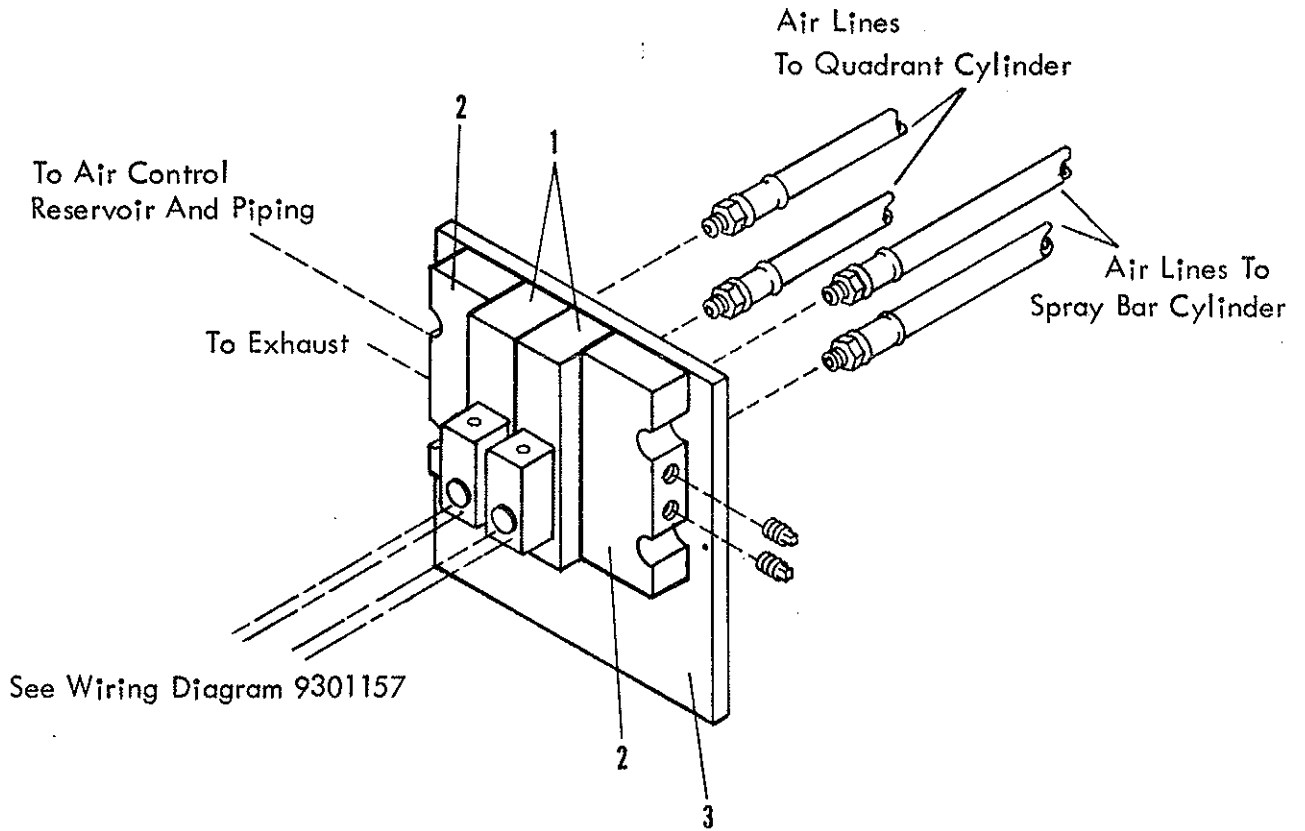
*NOTE: REF. NO'S 8 and 9:
 "MAC" VALVE = 6601455
 "ARO" VALVE = 6601778
 "MAC" END BLOCK KIT = 6601456
 "ARO" END BLOCK KIT = 6601779

REF.	PART NO.	QTY.	DESCRIPTION	REF.	PART NO.	QTY.	DESCRIPTION
1	6600304	1	VALVE-PRESSURE REGULATOR				
2	6600299	1	VLV-SAFETY, MIDLAND 110715				
3	6600163	1	GAUGE-PRESS, 2.5IN, 0-160 PSIG				
4	6600343	1	VALVE-GLOBE, SCR, .50, 3RZ, 125PSI				
5	6600162	1	COCK-DRAIN, 0.25 IN SPANCO BRS.				
6	6601777	1	FILTER/LUBRICATOR-AIR, 1/2 INCH				
7	3360059	2	LEVER-AIR CONTROL				
*8	6601455	AR	VALVE-AIR, 2POS, 4WAY, 12VDC, MAC				
	6601778	AR	VALVE-AIR, 2POS, 4WAY, 12VDC				
*9	6601456	AR	PLATE-END, SPRAYBAR CONT VALVE				
	6601779	AR	KIT-END BLOCK, 1/4, AIR VALVE				
10	3360841	2	AIR VAL MOUNT BRKT ASM RIGHT				
11	3360832	2	SUPPORT PLATE-AIR VAL MOUNT BR				

AR = AS REQUIRED

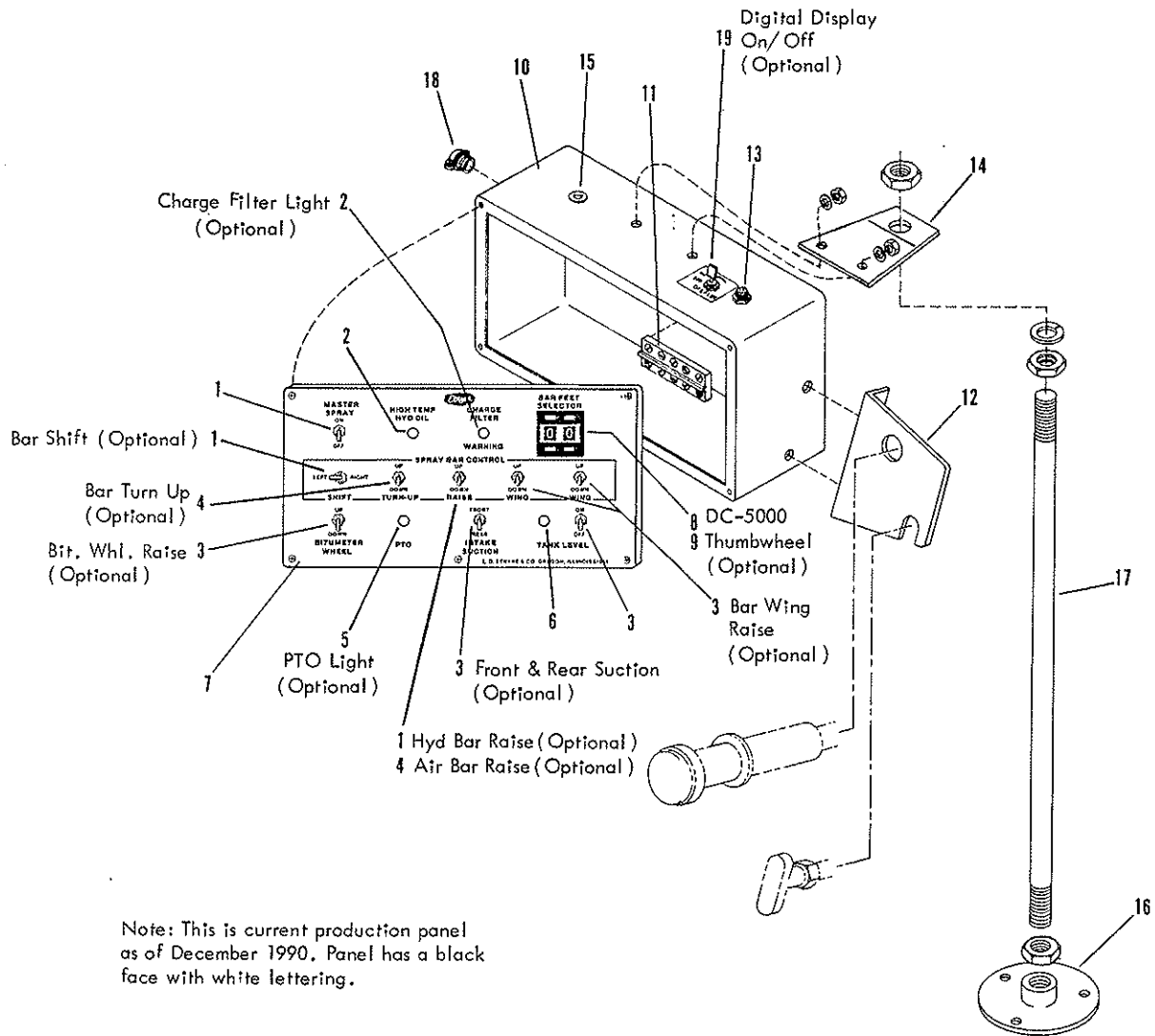
AIR CONTROLS
 Quadrant and Spray Bar
 BT/W SAM TYPE SPRAY BAR

Controls Located in Right Side Toolbox



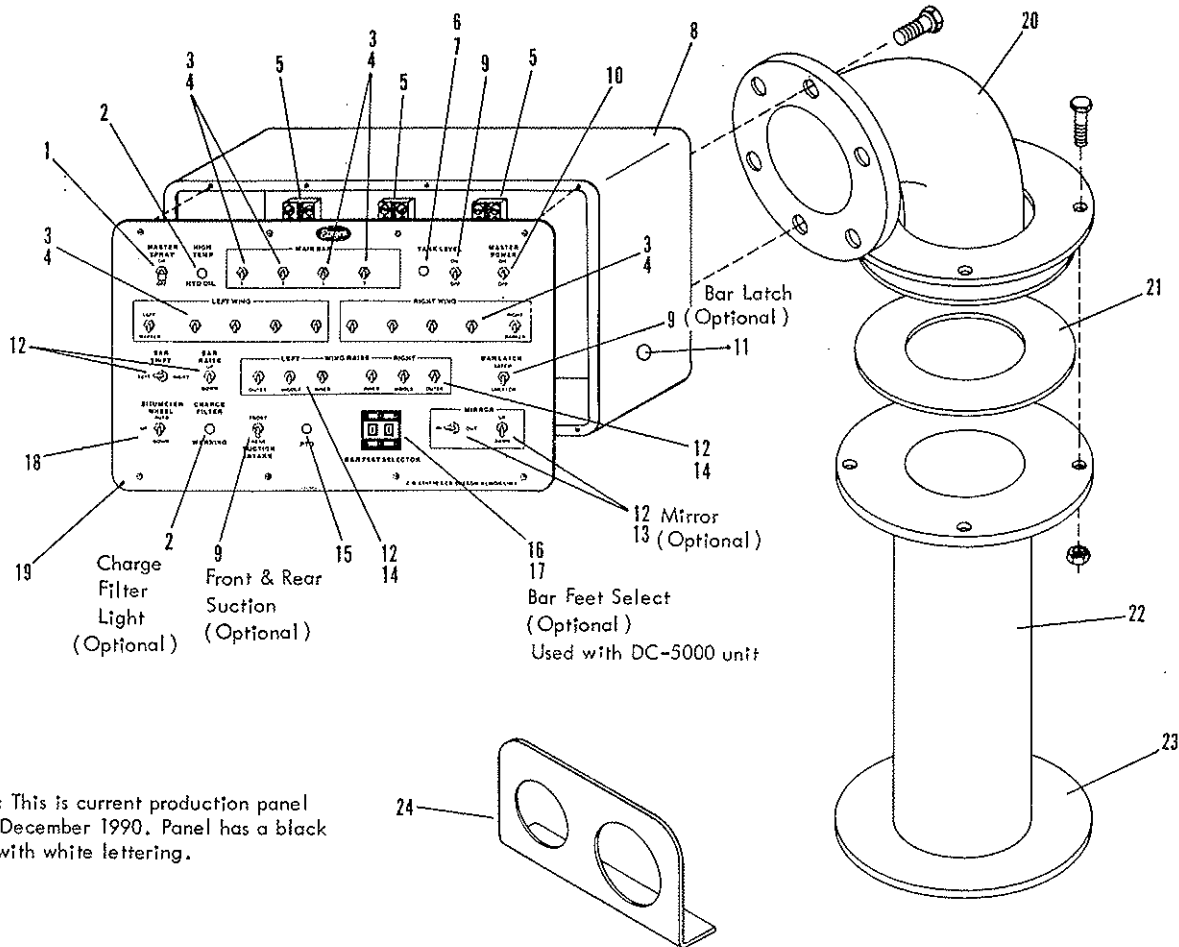
REF.	PART NO.	QTY.	DESCRIPTION	REF.	PART NO.	QTY.	DESCRIPTION
1	6601455	2	Valve - Air, 2 Pos., 4 Way, 12 VDC				
2	6601456	2	Plate - End, Control Valve				
3	3361005	1	Bracket - Mounting, Air Valves				
	6601779	AR	Kit - End Block, 1/4, Air Valve				

CONTROL PANEL AND STAND - MODEL BT



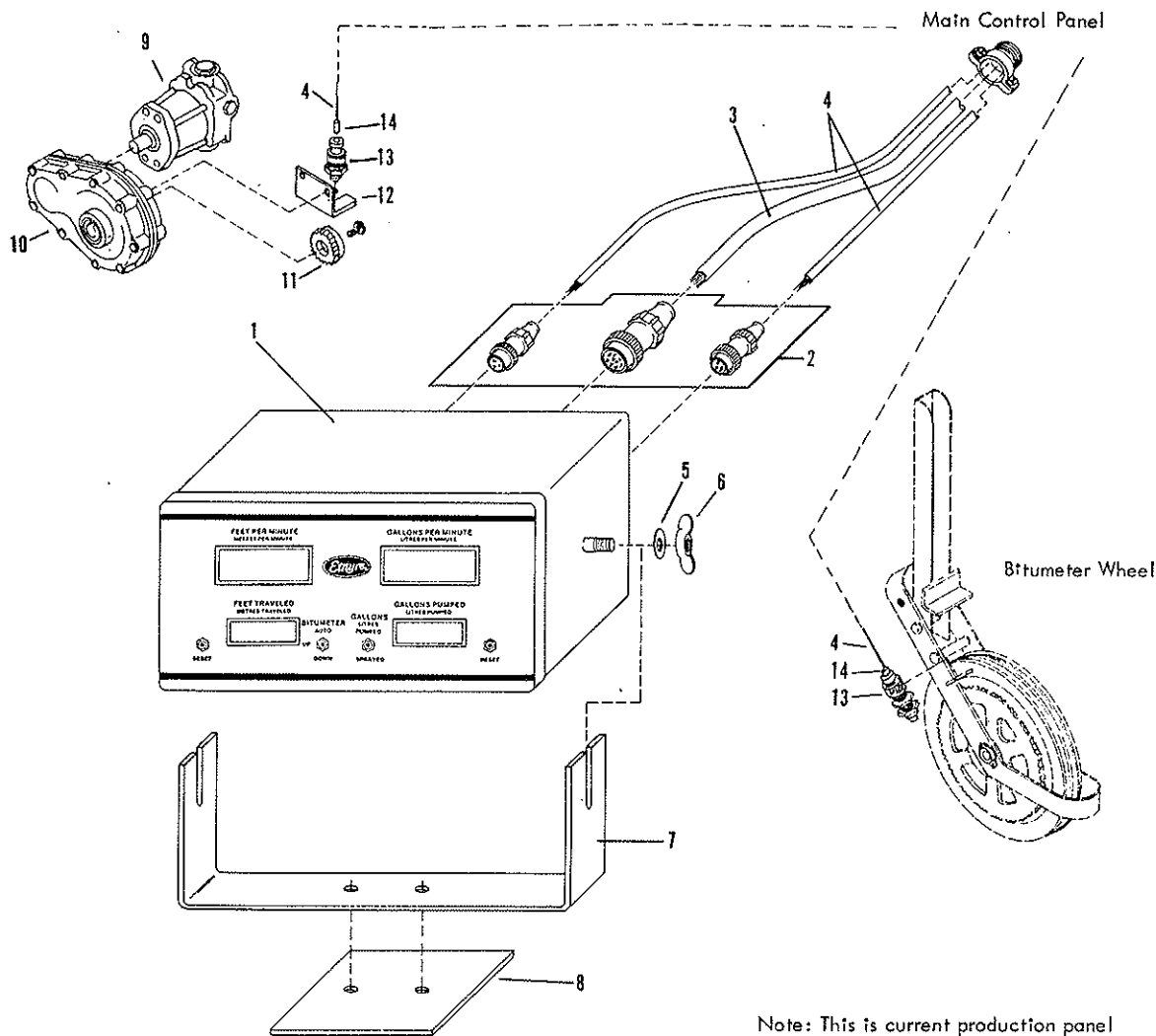
REF.	PART NO.	QTY.	DESCRIPTION	REF.	PART NO.	QTY.	DESCRIPTION
1	6702082	AR	Switch-DPDT, Momentary, 5 amp	14	3361038	1	Bracket - Mounting, Box
2	6702075	1	Light Fixture - Red, 12V	15	6700878	1	Rubber Grommet
3	6702084	AR	Switch-DPDT, Maintained, 5 amp	16	3320315	1	Plate - Mounting
4	6702090	AR	Switch-Toggle, DPDT On/Off/Mom	17	3320314	1	Rod - Box Mounting
5	6702077	AR	Light Fixture - Green	18	6700015	1	Connector - Romex
6	6702076	1	Light Fixture - Amber	19	6700255	1	Switch-Toggle, 20 Amp, Single Pole
7	6700749	1	Flasher - Tank Level Light				
8	6702089	1	Front Panel - Model BT				
9	6702017	1	Relay-Latching				AR = As Required
10	3370194	2	Switch-Thumbwheel, Omron A7P				
11	3370195	1	Cap-End, Thumbwheel Switch A7P				
12	3370220	1	Enclosure-Control Box, BT				
13	6702072	1	Terminal Strip				
	3360723	1	Bracket-Mounting, Override				
	6702094	1	Circuit Breaker - 15 Amp				

CONTROL PANEL AND STAND - MODEL BT/SAM



REF.	PART NO.	QTY.	DESCRIPTION	REF.	PART NO.	QTY.	DESCRIPTION
1	6702079	1	Switch-3PDT, Maintained, 5 Amp	19	6702091	1	Faceplate-Control Panel, BT/SAM
2	6702075	AR	Light Fixture - Red, 12V	20	3321307	1	Elbow Asm-Control Panel Stand
3	6702080	AR	Switch-DPDT, Maintained, 5 Amp	21	3321306	1	Gasket-Control Panel Stand
4	6702081	AR	Cap-Toggle, Yellow	22	3321308	1	Tube Asm-Panel Stand
5	6702072	3	Terminal Strip - 20 Pole	23	6000068	1	Flange - Floor Mtg, Cont. Panel Stand
6	6700749	1	Flasher-Tank Level Light	24	3321309	1	Bracket-Mtg, Analog Gauges
7	6702076	1	Light Fixture - Amber, 12V				
8	3370221	1	Enclosure-Control Box				AR = As Required
9	6702084	AR	Switch-DPDT, Maintained, 5 Amp				
10	6702078	1	Switch-DPDT, Maintained, 10 Amp				
11	6702094	1	Circuit Breaker - 15 Amp				
12	6702082	AR	Switch-DPDT, Momentary, 5 Amp				
13	6702092	AR	Cap - Toggle, Green				
14	6702083	AR	Cap - Toggle, Blue				
15	6702077	1	Light Fixture - Green, 12V				
16	3370194	2	Switch-Thumbwheel, Omron A7P				
17	3370195	1	Cap-End, Thumbwheel Switch A7P				
18	6702085	1	Switch-SPDT, Maintained, 5 Amp				

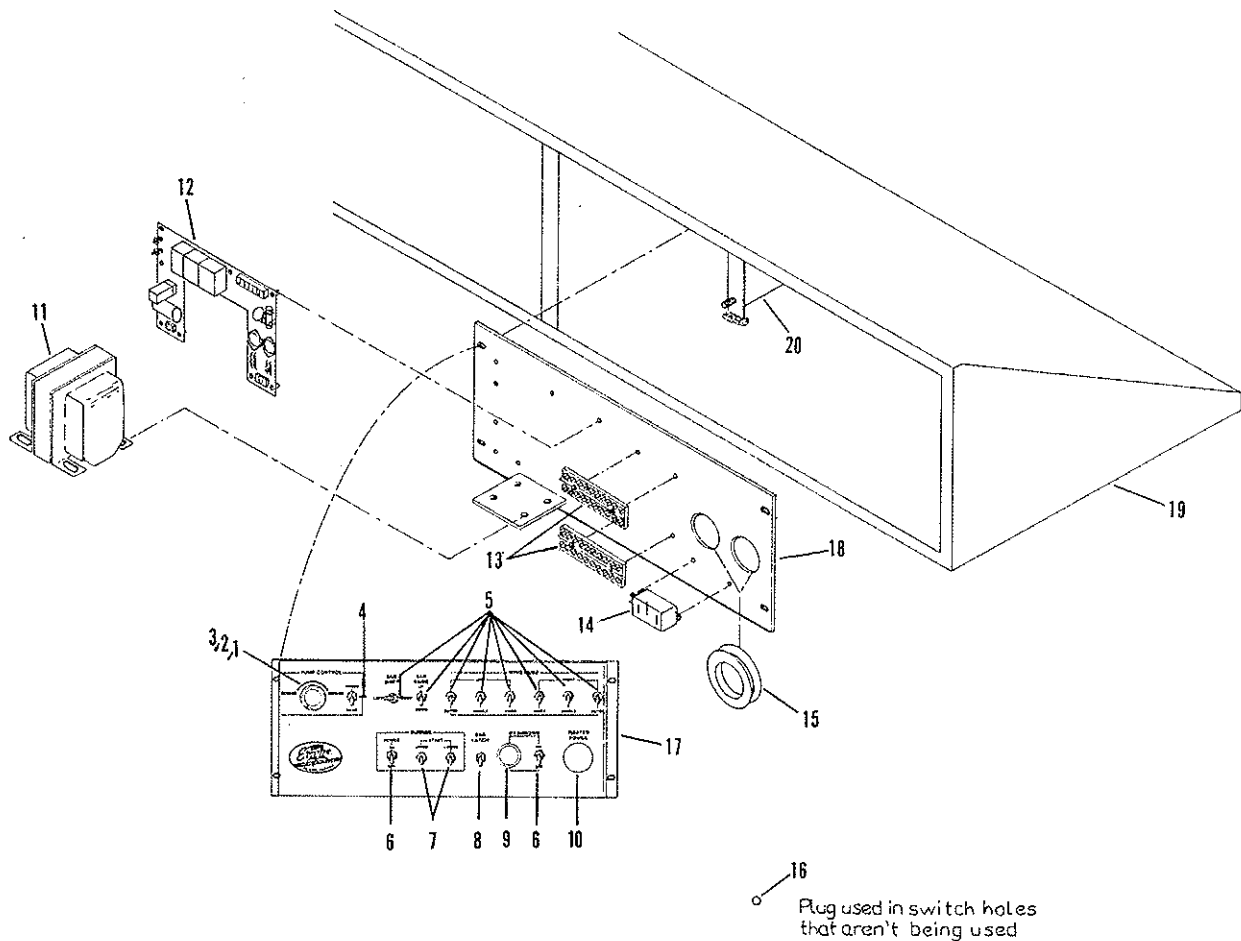
DIGITAL DISPLAY ASSEMBLY
For Pump Tachometer, Speed and Distance Travelled



Note: This is current production panel as of December 1990. Panel has a black face with white lettering.

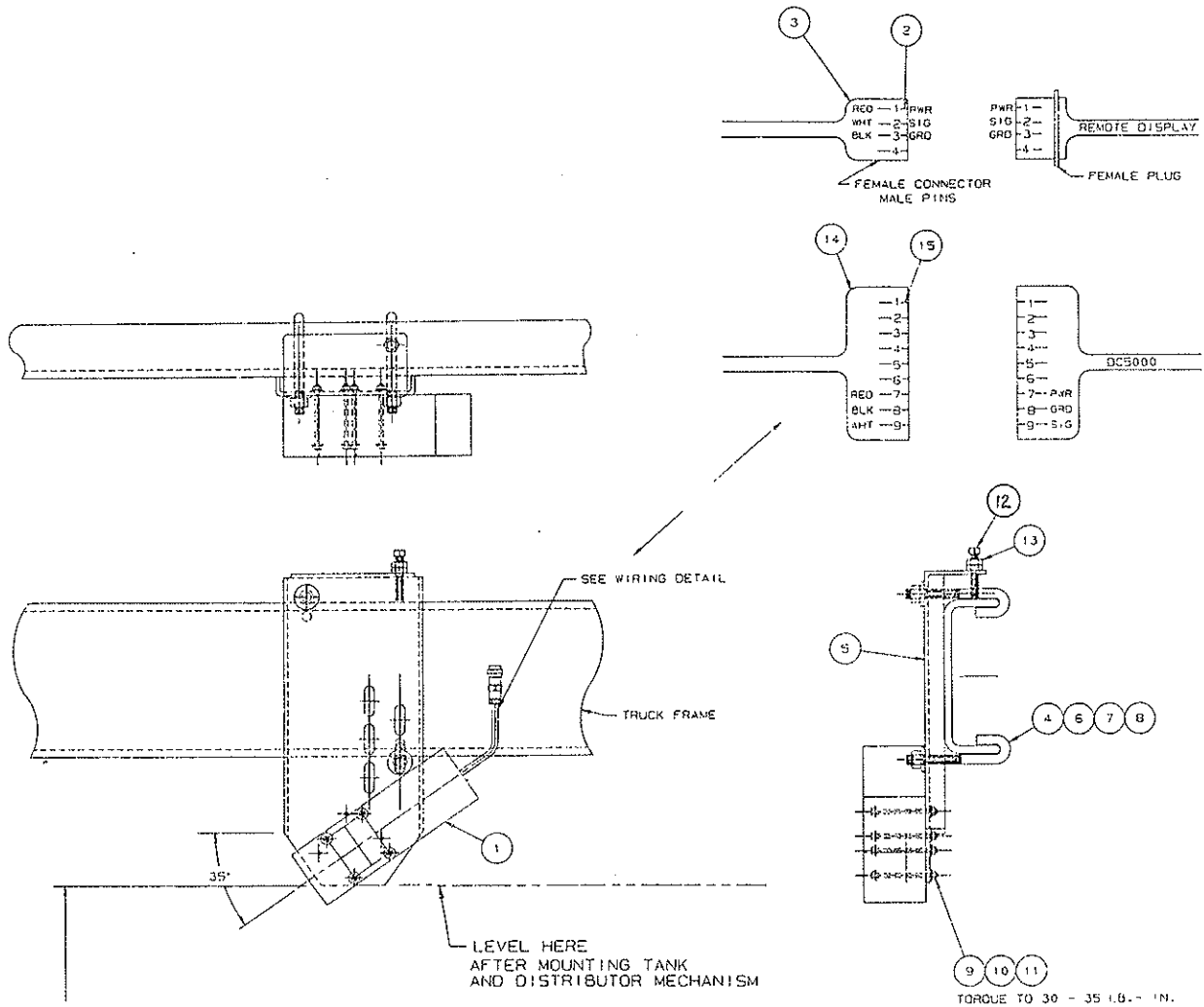
REF.	PART NO.	QTY.	DESCRIPTION	REF.	PART NO.	QTY.	DESCRIPTION
1	3370210	1	Remote Display Box Asm-Complete	11	6430322	1	Sprocket-RC25N, 36T, B, Stock
2	3370154	1	Connector Kit		6425022	1	Gear-Spur, 70T, 20S.P., 0.38 Wide
3	6701862	1	Cable-9 Conductor		3360803	1	Bushing-Sprocket, Pump Tach.
4	6701048	2	Cable-3 Conductor	12	3360820	1	Brkt-Mtg, Sensor Pump
5	0446363	2	Washer-Flat	13	6700959	2	Cord-Grip-0.75 x 0.75
6	0142745	2	Wing Nut	14	6701838	1	Sensor-Proximity, Pick-Up
7	3361022	1	Bracket-Mtg, Digital Display				
8	3321337	1	Plate-Stiffener				
9	6601769	1	Motor-Hyd, Piston, 2.5 Cu. In.				
10	6415103	1	Gear Reducer-Shaft Mt, 3:1				

REAR CONTROL BOX-SAM
Effective With Serial Numbers (C1143 & Up)



REF.	PART NO.	QTY.	DESCRIPTION	REF.	PART NO.	QTY.	DESCRIPTION
1	6701907	1	Knob	16	0142017		Plug Button
2	6701972	1	POT-1K	17	3361023	1	Cover Rear Control Box
3	6702033	1	Resistor-100 OHM 1/2W 5 Per	18	3361026	1	Plate Asm Mt.
4	6701976	1	Switch-Toggle, 3PDT, 2 Pos.	19	3311547	1	Toolbox Asm-Left Side
5	6701897	4, Std	Switch-Toggle, DPDT, 3 Pos.	20	3380582	1	Shield Rear Toolbox
		6	If Bifold				
		8	If Trifold				
6	6700255	2	Switch-Toggle				
7	6701966	1	Switch-Toggle, DPDT, ON/MOM/ON				
8	3160005	1	Switch-2 SPD, Axle #1TLT-3				
9	6700875	1	Warning Device-Audio-Visual				
10	6701079	1	Switch-PALM Button, Red DPST				
11	6701975	1	Transformer				
12	3370164	1	Circuit Board-Burner Igniter				
13	6700306	2	Strip Terminal, 10 Bar				
14	6702000	1	Relay-3PDT, 10 A, 6VDC Coil				
15	6700878	2	Grommet-Rubber 1.5 ID x .375 x 2 OD				

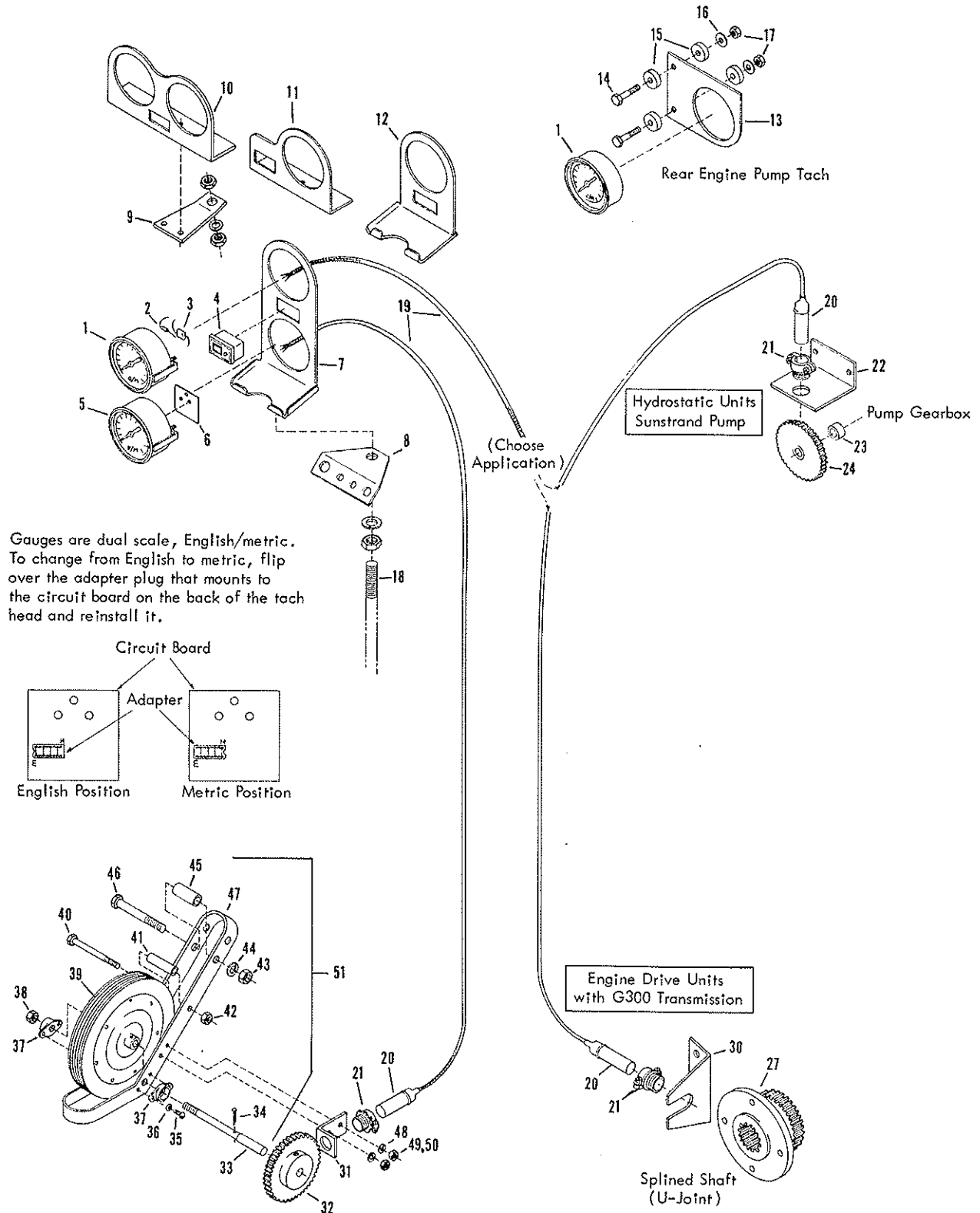
RADAR SPEED SENSOR INSTALLATION



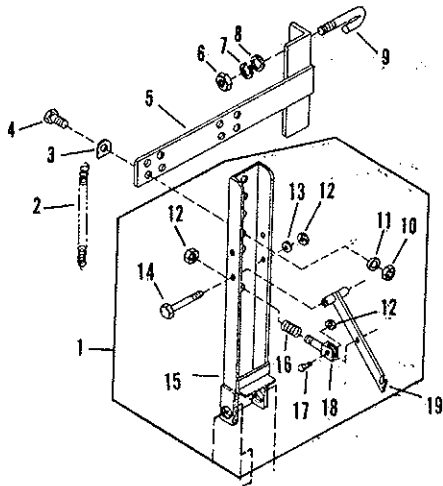
NOTE: IF THE DISPLAY SHOWS FEET TRAVELED LESS THAN AN ACTUAL MEASURED COURSE THEN DECREASE THE ANGLE, CHANGE FROM 35° TO 34°. ONE DEGREE CHANGE IN ANGLE CHANGES THE READOUT APPROXIMATELY ONE PERCENT. IF THE DISPLAY SHOWS FEET TRAVELED MORE THAN AN ACTUAL MEASURED COURSE THEN INCREASE THE ANGLE, CHANGE FROM 35° TO 36°. ONE DEGREE CHANGE IN ANGLE CHANGES THE READOUT APPROXIMATELY ONE PERCENT.

REF.	PART NO.	QTY.	DESCRIPTION	REF.	PART NO.	QTY.	DESCRIPTION
1	3370212	1	Radar Head-Speed Sens, W/O Plug	13	0120378	1	Nut-Hex, 0.50NC, PD
2	6701947	4	Socket-Pin, 18-16 Gr.	14	3370203	REF	Hood Black 9 Pin Sub D
3	67002043	1	Plug-4 Pin Std	15	3370204	REF	Pin Crimp Snap in D Sub
4	3360726	2	Bolt-Hook Bit, Frame Truck 3/4				
5	3361019	1	Plate Asm-Mtg., Universal Radar				
6	0121574	2	Washer-Lock, .62, Spring, PD				
7	0124589	2	Nut-Hex, 0.62, PD				
8	0130999	2	Washer-Flat, .62A PD				
9	0432903	4	Screw-Hex, 0.25 NC x 4.00, GR2, PD				
10	9414920	8	Washer-Flat, 0.25B, PD				
11	0120380	4	Washer-Lock, 0.25 Spring, PD				
12	0110456	1	Screw-Sq. Hd., 0.50NC x 3.00, CUP,PN				

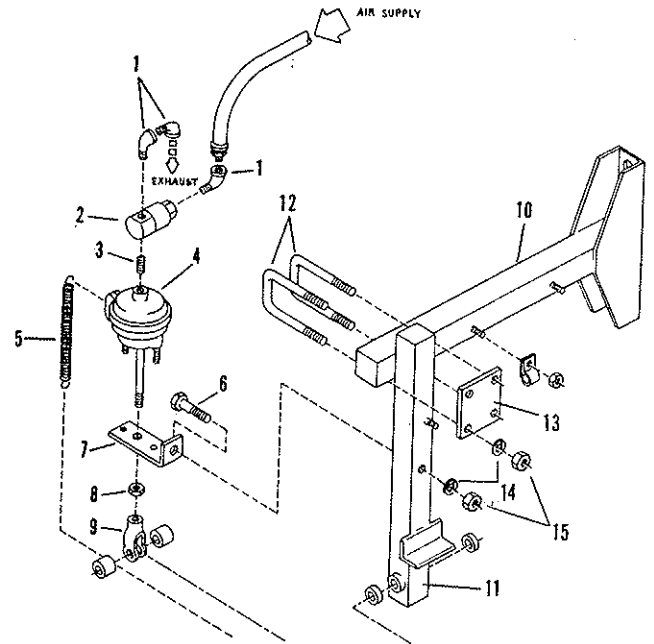
BITUMETER and PUMP TACHOMETERS
Electronic Analog Gauges with Magnetic Pick-ups



MANUAL RAISE BITUMETER ASSEMBLY



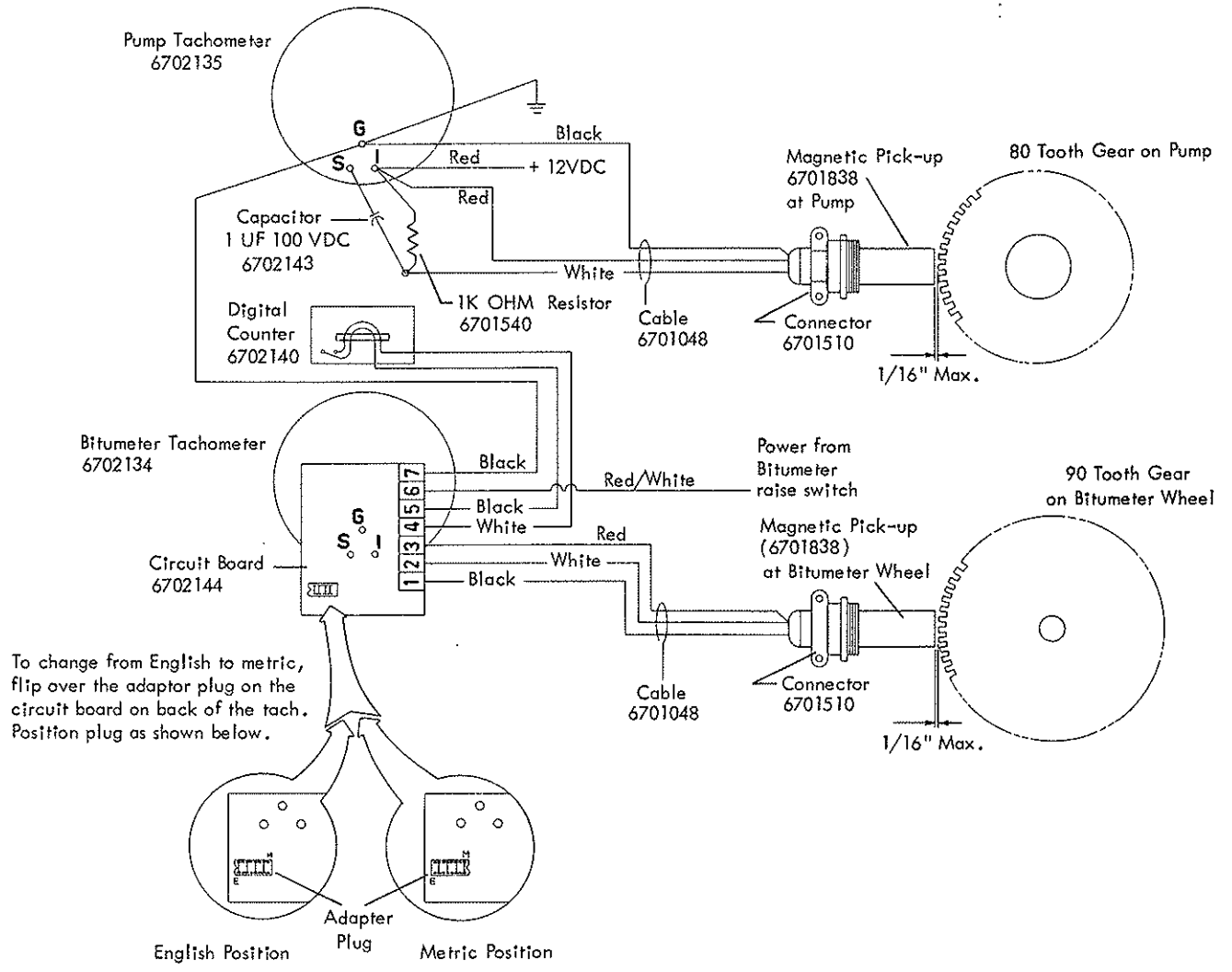
AIR RAISE BITUMETER ASSEMBLY

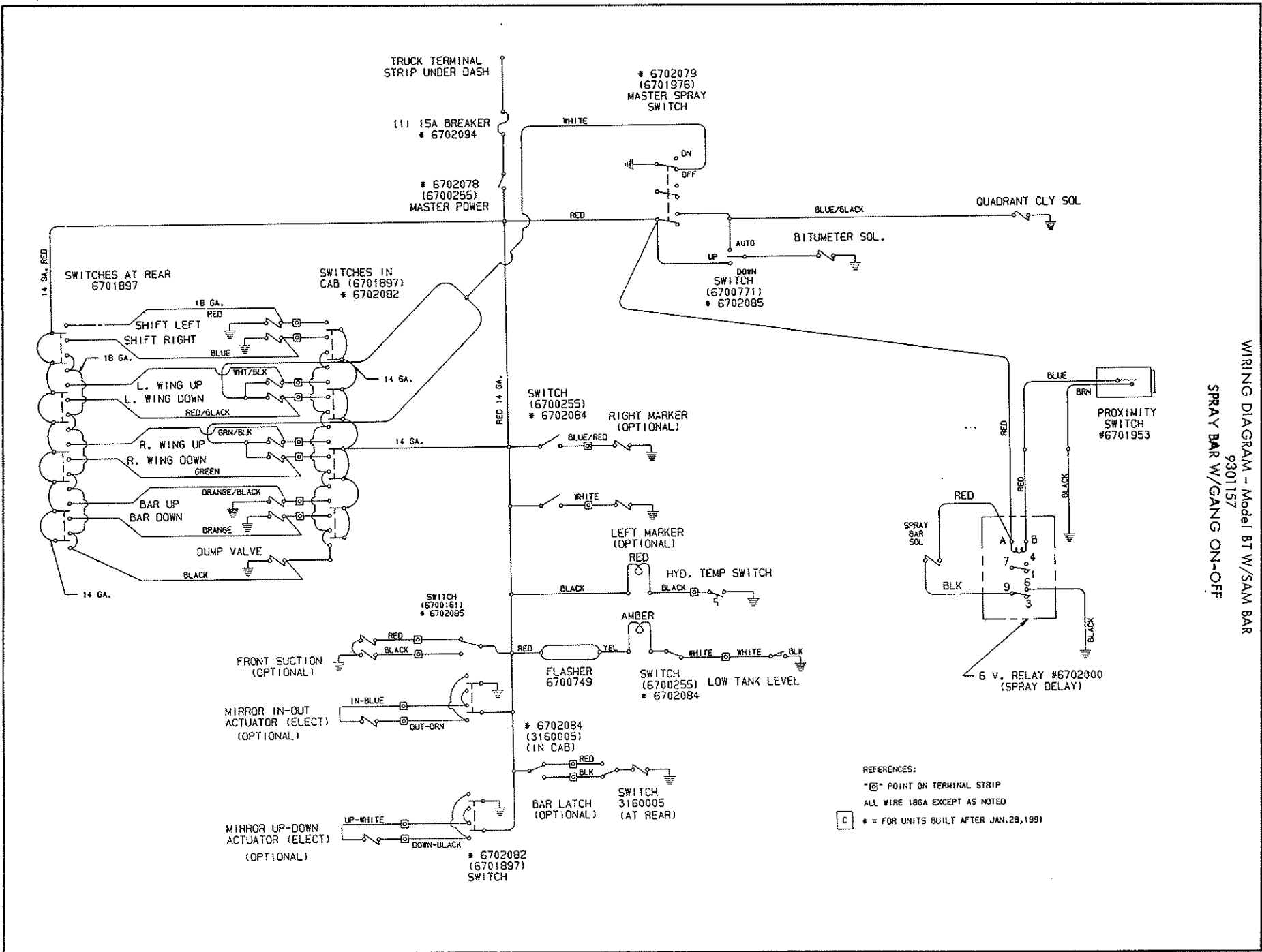


REF.	PART NO.	QTY.	DESCRIPTION
1	3360610	1	Latch & Support Asm-Bit. Wh.
2	3360269	1	Spring-Bitometer Wh. Tach.
3	3360293	1	Bracket-Spring Mt. Bit. Wh.
4	0122433	2	Screw-Hex, 0.50NC x 1.50, GR2, PD
5	3360363	1	Bracket Asm-Bit. Mt.
6	0124589	2	Nut-Hex, 0.62NC, PD.
7	0121574	2	Washer-Lock, 0.62, Spring, PD
8	0130999	2	Washer-Flat, 0.62A, PD
9	3360304	2	Bolt-Hook, Mt. Bitometer
10	9411727	2	Nut-Hex, Lock, 0.50NC, EA, PD
11	0120384	2	Washer-Lock, 0.50, Spring, PD
12	0274993	3	Nut-Hex, Lock, 0.38NC, EA, PD
13	0446363	1	Washer-Flat, 0.31A, PD
14	0125973	1	Screw-Hex, 0.38NC x 3.50, GR2, PD
15	3360264	1	Support Asm-Chan, Bitometer Wh.
16	3360296	1	Spring-Bit. Wh. Latch
17	0122119	1	Screw-Hex, 0.38NC x 0.75, GR2, PD
18	3360605	1	Yoke Asm-Bit. Latch Operating
19	3360601	1	Latch Asm-Bitometer Wheel

REF.	PART NO.	QTY.	DESCRIPTION
1	0105423	3	Elbow-Pipe, 90, ST, 0.25NPT, PN
2	6600538	1	Valve-Sol, 12V DC, V55-100
3	0105407	1	Nipple-PP, Sch 40, 0.25 x 1.50, PN
4	3360673	1	Bit. Raise-Air C. Poo7-17-80
5	3360672	1	Spring-Bit Wheel, Air Brake
6	0122433	1	Screw-Hex, 0.50NC x 1.50, GR 2, PD
7	3360671	1	Brkt-Mtg, Pan Cake Cyl, 8it.
8	0120371	1	Nut-Hex, 0.50NF, PD
9	6600845	1	Yoke-Brake Chamber, 5th Whl. Lft.
10	3360819	1	Beam Asm Bit. Wh. Sam
11	3360818	1	Post Asm-Hang Bit Wh. Sam
12	3360816	2	U-Bolt-Sq Bend 1/2 x 2 1/8 x 5 1/2
13	3360817	1	Plate-Back Up U-Bolt 8it. Wh.
14	0120384	5	Washer-Lock, 0.50, Spring, PD
15	9411727	5	Nut-Hex, Lock, 0.50NC, EA, PD

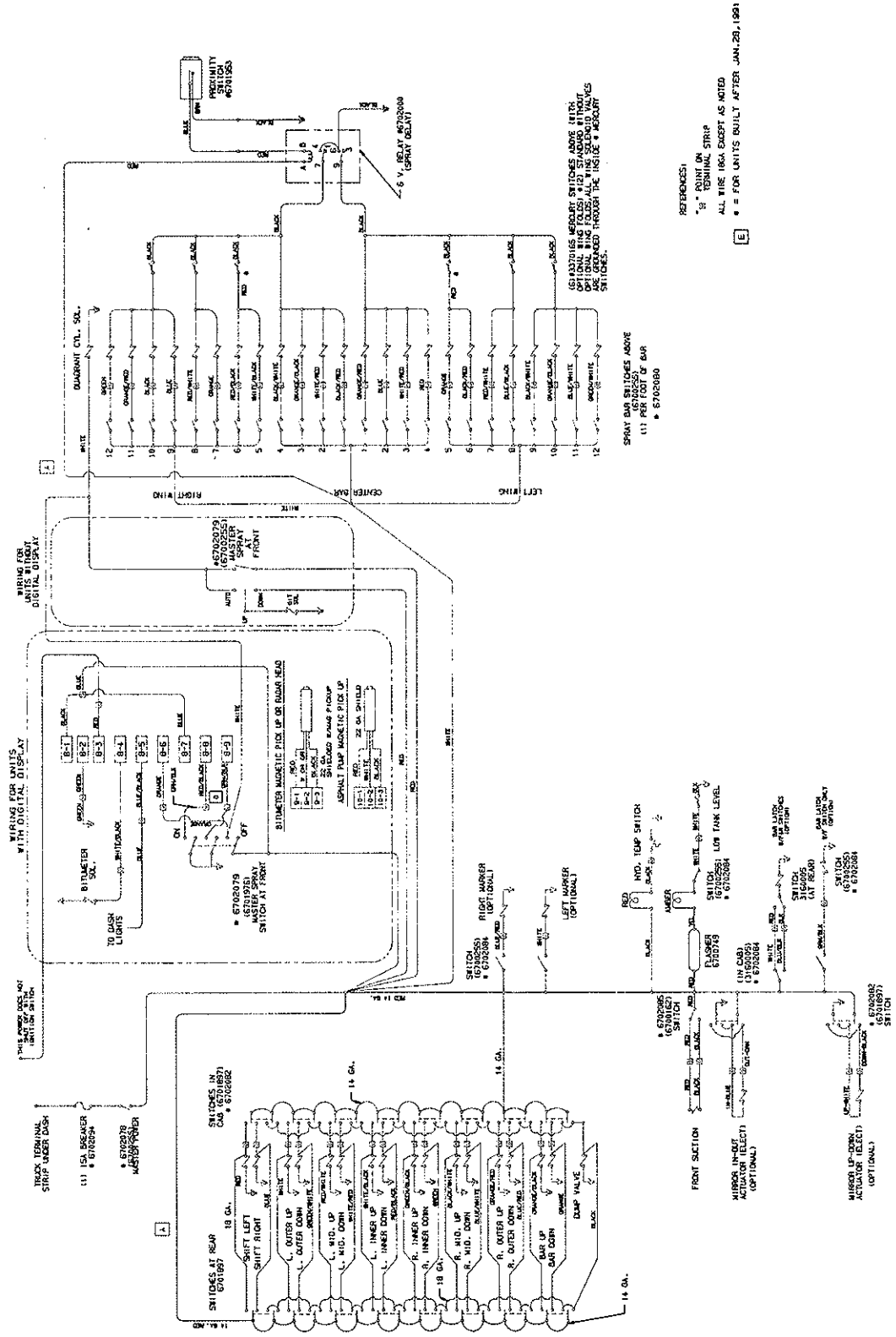
WIRING SCHEMATIC - BITUMETER and PUMP TACHOMETERS
Electronic Analog Gauges with Magnetic Pick-up





WIRING DIAGRAM - Model BT W/SAM BAR
9301157
SPRAY BAR W/GANG ON-OFF

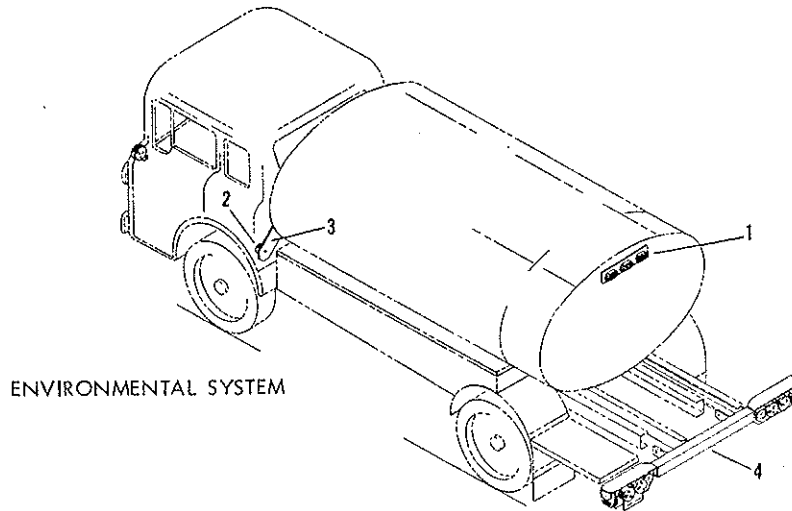
WIRING DIAGRAM
9301129
SPRAY BAR W/INDIVIDUAL CONTROLS



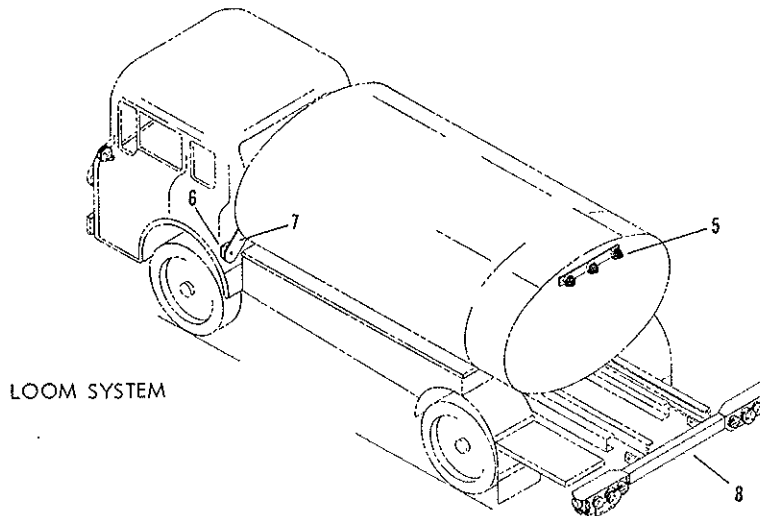
REFERENCES:
 * = TERMINAL IN TERMINAL STRIP
 ALL WIRE (RCA EXCEPT AS NOTED)
 # = FOR UNITS BUILT AFTER JAN. 29, 1981

SPRAY BAR SWITCHES ABOVE
 (1) FOR 100' OF BAR
 # 6702080

IDENTIFICATION AND CLEARANCE LIGHTS - ENVIRONMENTAL AND LOOM



ENVIRONMENTAL SYSTEM

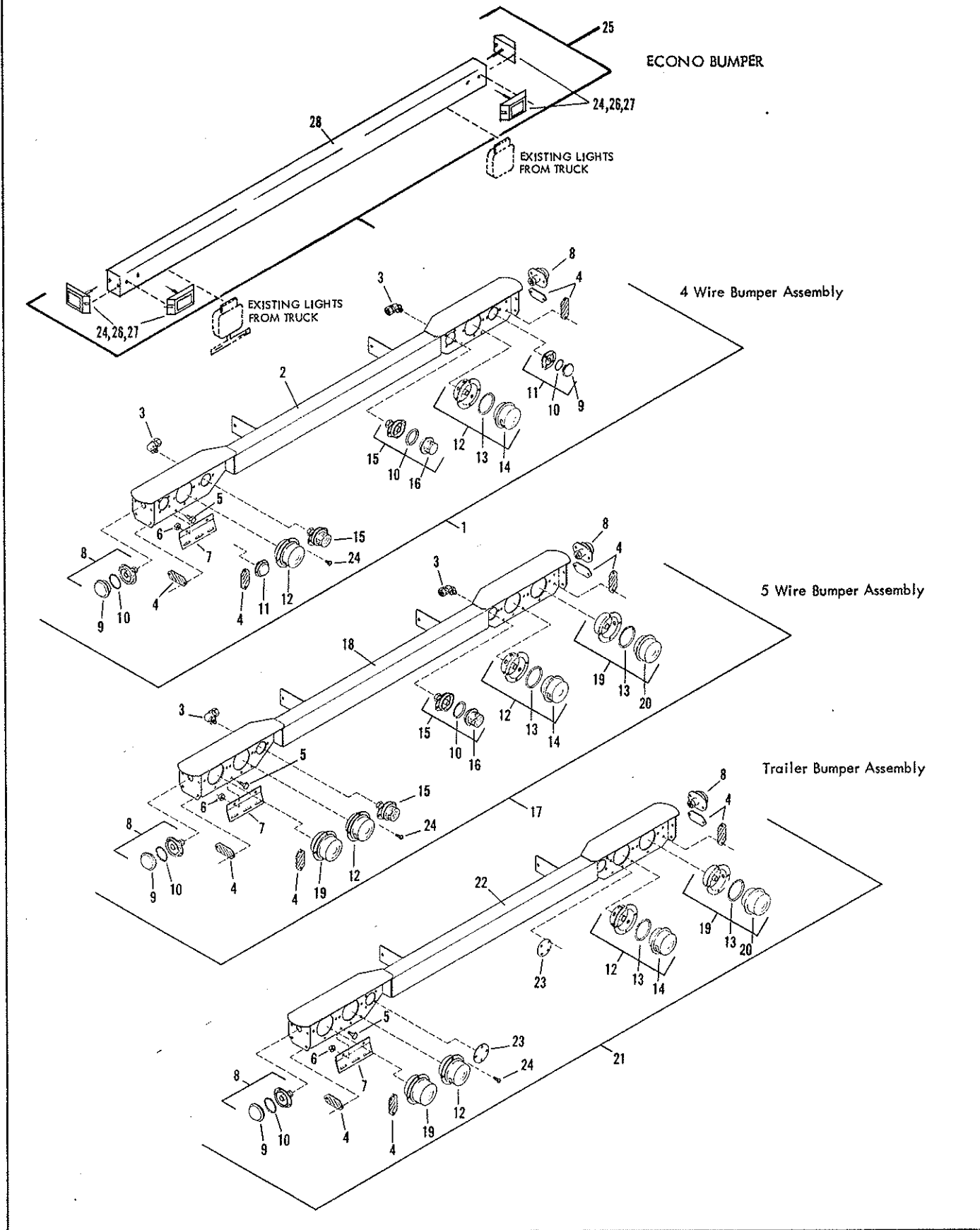


LOOM SYSTEM

REF.	PART NO.	QTY.	DESCRIPTION	REF.	PART NO.	QTY.	DESCRIPTION
1	6700084	1	LAMP ASM=IDENTIFICATION, ENV.	3310902	1	BUMPER ASM=TRUCK MT, 5 WR COMPL	
	6700455	AR	C-RING				WITH LIGHTS, LOOM
	6700284	AR	LENS=RED	3310918	1	BUMPER ASM=COMPL, LOOM TRAILER	
2	6700038	2	LIGHT ASM=CLEARANCE, ENVIRON,				
	6700229	AR	C-RING				
	6700082	AR	LENS=AMBER				
3	3370047	2	BRACKET=MT, FRT CL LGT, ENV.				
4	3370044	1	BUMPER ASM=COMPL, 4 WIRE W/LGTS				
	3370045	1	BUMPER ASM=COMPL, 5 WIRE W/LGTS				
	3370059	1	BUMPER ASM=COMPL, ENV TRAILER				
5	6700040	1	LIGHT=CLUST, 12V, IDENT				
	6700041	AR	LENS=RED				
6	6700855	2	LIGHT=CLEAR, W/REFLECT, AMBER				AR = AS REQUIRED
7	3370048	2	BRACKET=MT, FRT CL LGT, LOOM				
8	3310907	1	BUMPER ASM=TRUCK MT, 4 WR COMPL				
			WITH LIGHTS, LOOM				

SPECIFY UNIT SERIAL NO., PART NO., & PART DESCRIPTION

BUMPER ASSEMBLIES - ECONO and ENVIRONMENTAL

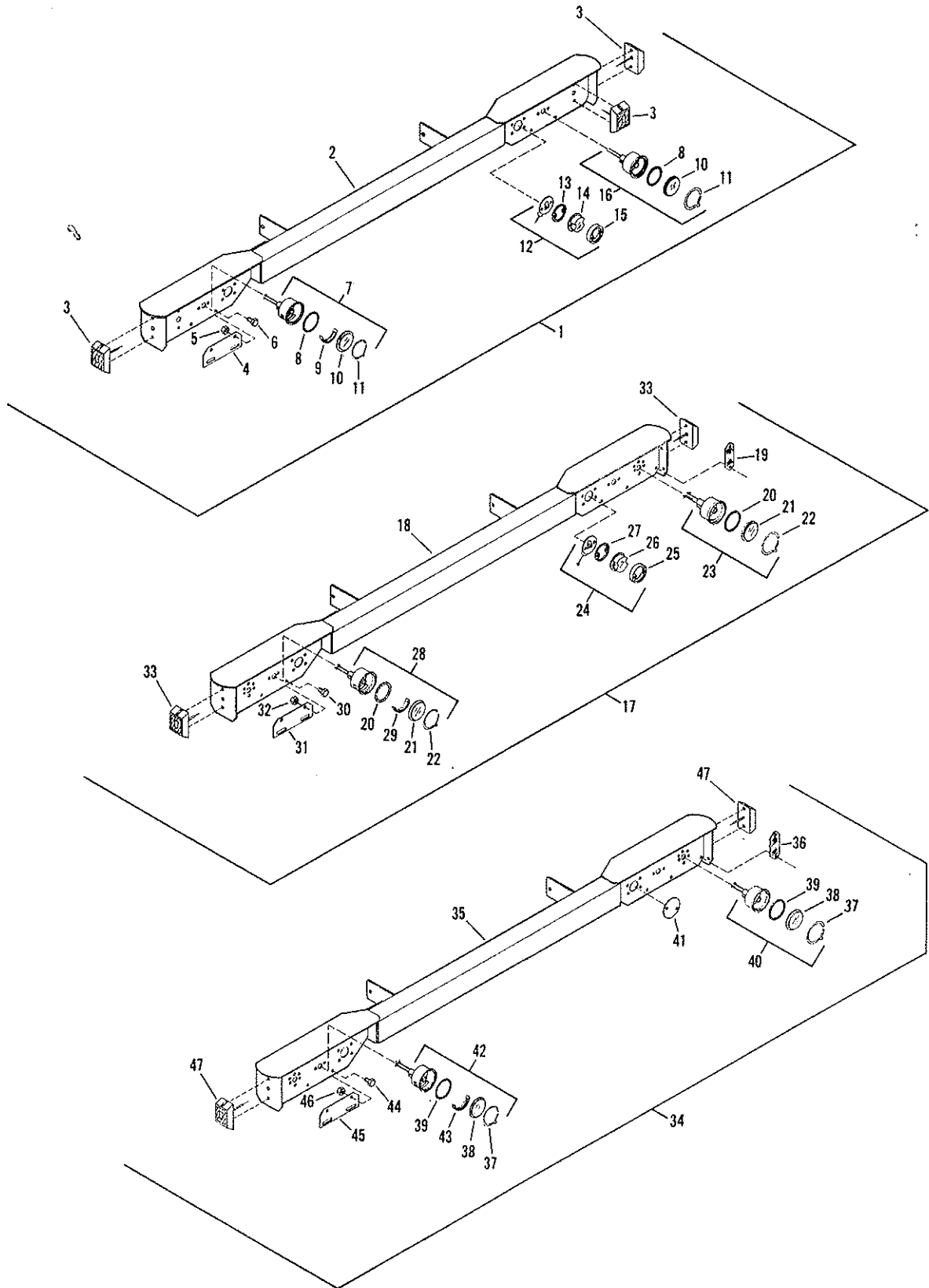


BUMPER ASSEMBLIES - ECONO and ENVIRONMENTAL

REF.	PART NO.	QTY.	DESCRIPTION	REF.	PART NO.	QTY.	DESCRIPTION
1	3370044	1	BUMPER ASM=COMPL, 4 WIRE W/LGTS				
2	3310883	1	FRAME ASM=BUMPER, 4 WIRE				
3	6701076	2	ELBOW=AUTO, 90, 04YP-06T, POLY				
4	6000685	4	REFLECTOR=RED				
5	0120706	2	SCREW=HEX, 0.25NCX0.50, GR2, PD				
6	9413946	2	NUT=HEX, LOCK, 0.25NC, EA, PD				
7	3310879	1	BRACKET=LICENSE, REAR				
8	6700037	2	LIGHT=CLEARANCE, 12V, RED LENS				
9	6700083	2	LENS=RED, CLEARANCE LIGHT				
10	6700230	AR	O RING				
11	6700039	2	LIGHT=CLEARANCE, 12V, RED LENS				
12	3310888	2	LIGHT ASM=STOP TAIL TURN + LIC				
13	6700229	AR	O RING				
14	6700080	2	LENS=STOP TAIL TURN+LIC LIGHT				
15	6701073	2	LIGHT ASM=BACKUP				
16	6701074	2	LENS=CLEAR, BACKUP				
17	3370045	1	BUMPER ASM=COMPL, 5 WIRE W/LGTS				
18	3310887	1	FRAME ASM=BUMPER, 5 WIRE				
19	3310889	2	LIGHT ASM=TURN + CLEARANCE				
20	6700081	2	LENS=TURN + CLEARANCE LIGHT				
21	3370059	1	BUMPER ASM=COMPL, TRAILER, W/LYS				
22	3310919	1	FRAME ASM=BUMPER, ENV TRAILER				
23	3310916	2	COVER=BACK UP LIGHT HOLE, ENV				
24	0447835	AR	SCREW=TAP, PNSL, 10NFX0.50, F, PD				
25	3311340	1	BUMPER ASM=COMPLETE, ECONO				
26	6700854	4	LIGHT=CLEARANCE, W/REFLECT, RED				
27	6000721	4	GROMMET=RUBBER				
28	3311339	1	BUMPER ASM				

AR = AS REQUIRED

LOOM BUMPER ASSEMBLIES

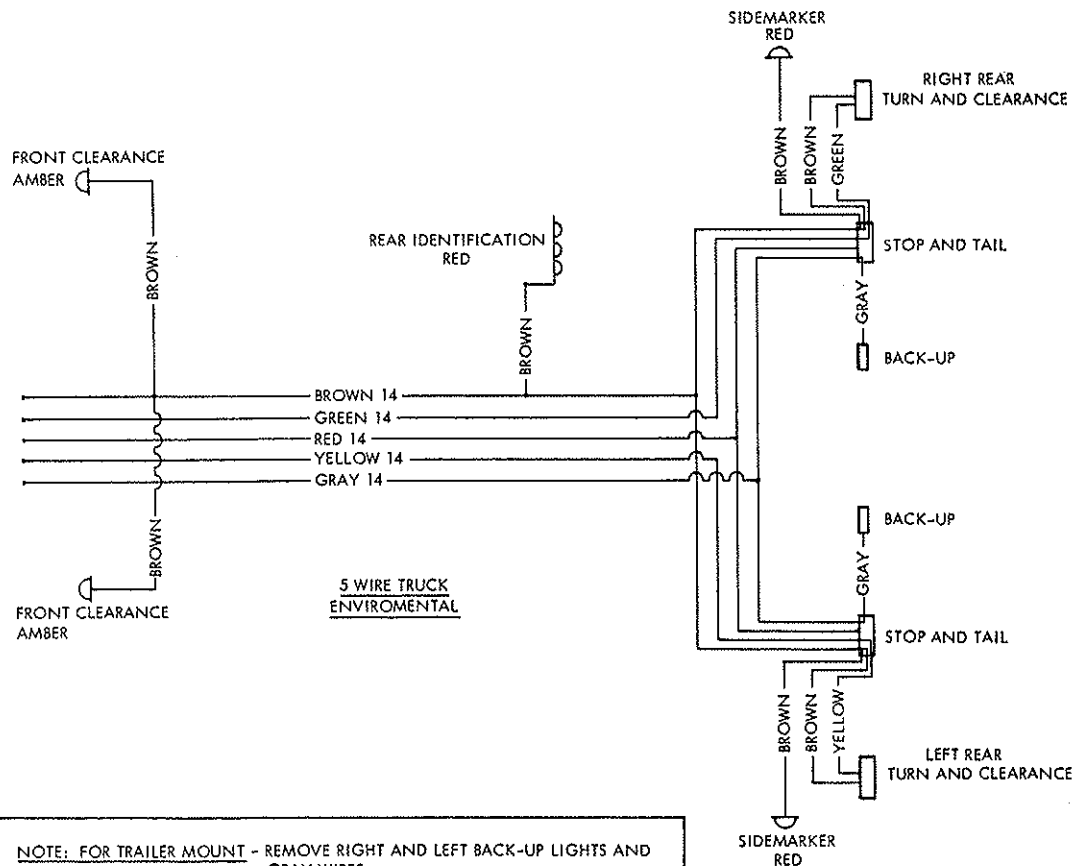
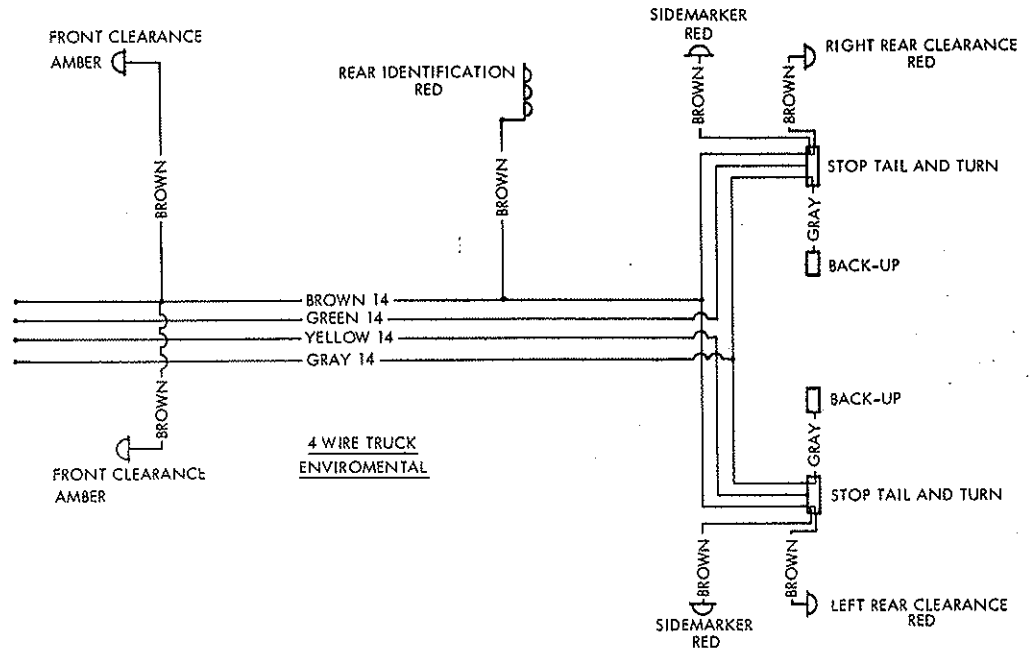


LOOM BUMPER ASSEMBLIES

REF.	PART NO.	QTY.	DESCRIPTION	REF.	PART NO.	QTY.	DESCRIPTION
1	3310907	1	BUMPER ASM-TRUCK MT, A WR, COMPL				
2	3310901	1	BUMPER ASM-LOOM, TRUCK MT				
3	6700854	4	LIGHT-CLEARANCE, W/REFLECT, RED				
4	3310897	1	BRACKET-LICENSE PLATE MTG				
5	0120375	2	NUT-HEX, 0.25NC, PD				
6	0120706	2	SCREW-HEX, 0.25NCX0.50, GR2, PD				
7	6700390	1	LIGHT-STOP, TAIL, TURN + LICENSE				
8	7500007	AR	GASKET-LENS, STT, LOOM				
9	7500006	1	WINDOW-LICENSE, STT, LOOM				
10	6700450	AR	LENS-RED				
11	7500008	AR	RING-RET, LENS, STT, LOOM				
12	6700392	2	LIGHT-BACK UP, 12 VOLT				
13	7500010	AR	GASKET-LENS, BACK UP LIGHT, LOOM				
14	7500009	AR	LENS-CLEAR, BACK UP LIGHT, LOOM				
15	7500011	AR	RIM-LENS, BACK UP LIGHT, LOOM				
16	6700391	1	LIGHT ASM-STOP, TAIL + TURN				
17	3310907	1	BUMPER ASM-TRUCK MT, B WR, COMPL				
18	3310901	1	BUMPER ASM-LOOM, TRUCK MT				
19	6000685	2	REFLECTOR-RED				
20	7500007	AR	GASKET-LENS, STT, LOOM				
21	6700450	AR	LENS-RED				
22	7500008	AR	RING-RET, LENS, STT, LOOM				
23	6700391	3	LIGHT ASM-STOP, TAIL + TURN				
24	6700392	2	LIGHT-BACK UP, 12 VOLT				
25	7500011	AR	RIM-LENS, BACK UP LIGHT, LOOM				
26	7500009	AR	LENS-CLEAR, BACK UP LIGHT, LOOM				
27	7500010	AR	GASKET-LENS, BACK UP LIGHT, LOOM				
28	6700390	1	LIGHT-STOP, TAIL, TURN + LICENSE				
29	7500006	1	WINDOW-LICENSE, STT, LOOM				
30	0120706	2	SCREW-HEX, 0.25NCX0.50, GR2, PD				
31	3310897	1	BRACKET-LICENSE PLATE MTG				
32	0120375	2	NUT-HEX, 0.25NC, PD				
33	6700854	2	LIGHT-CLEARANCE, W/REFLECT, RED				
34	3310918	1	BUMPER ASM-TRAILER PT, COMPLETE				
35	3310906	1	BUMPER ASM-TRAILER MOUNT				
36	6000685	2	REFLECTOR-RED				
37	7500008	AR	RING-RET, LENS, STT, LOOM				
38	6700450	AR	LENS-RED				
39	7500007	AR	GASKET-LENS, STT, LOOM				
40	6700391	3	LIGHT ASM-STOP, TAIL + TURN				
41	3310915	2	COVER-BACK UP LIGHT HOLE, LOOM				
42	6700390	1	LIGHT-STOP, TAIL, TURN + LICENSE				
43	7500006	AR	WINDOW-LICENSE, STT, LOOM				
44	0120706	2	SCREW-HEX, 0.25NCX0.50, GR2, PD				
45	3310897	1	BRACKET-LICENSE PLATE MTG				
46	0120375	2	NUT-HEX, 0.25NC, PD				
47	6700854	2	LIGHT-CLEARANCE, W/REFLECT, RED				

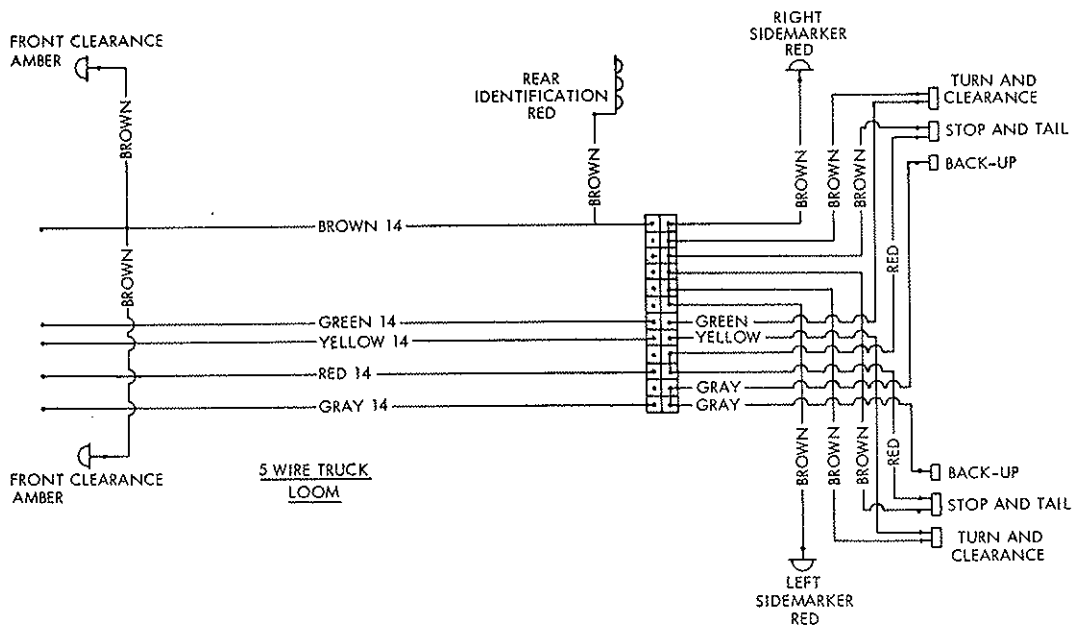
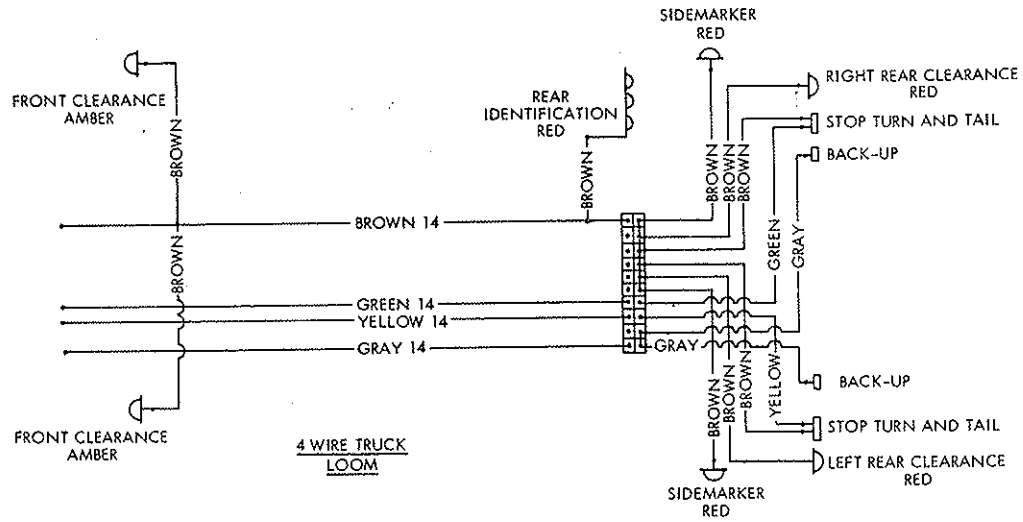
AR = AS REQUIRED

WIRING DIAGRAM - LIGHTING - ENVIRONMENTAL



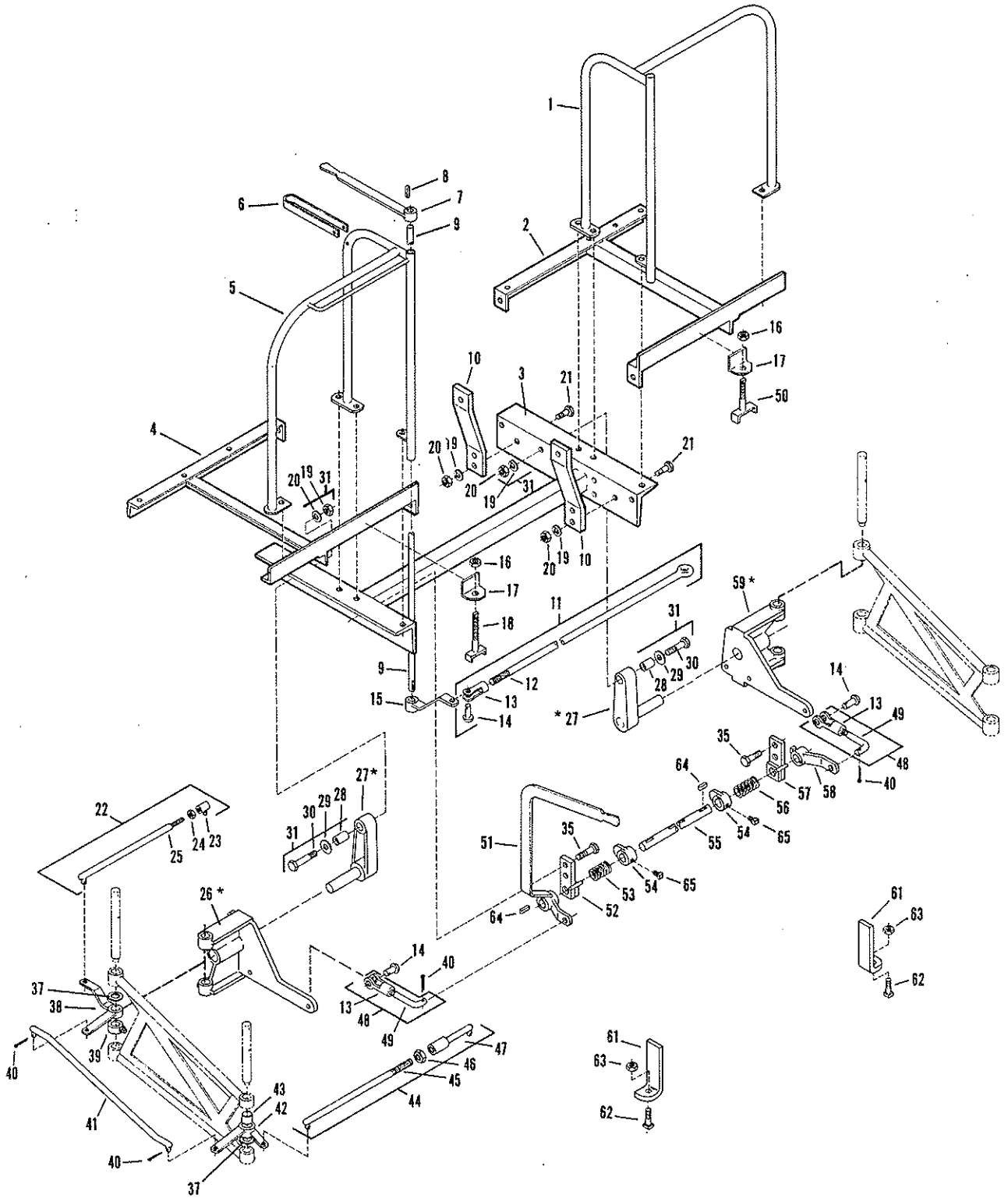
NOTE: FOR TRAILER MOUNT - REMOVE RIGHT AND LEFT BACK-UP LIGHTS AND GRAY WIRES

WIRING DIAGRAM - LIGHTING - LOOM SYSTEM



NOTE: FOR TRAILER MOUNT - REMOVE RIGHT AND LEFT BACK-UP LIGHTS AND GRAY WIRES AND RETURN TO 10-BAR TERMINAL STRIP

SUBFRAME - FC



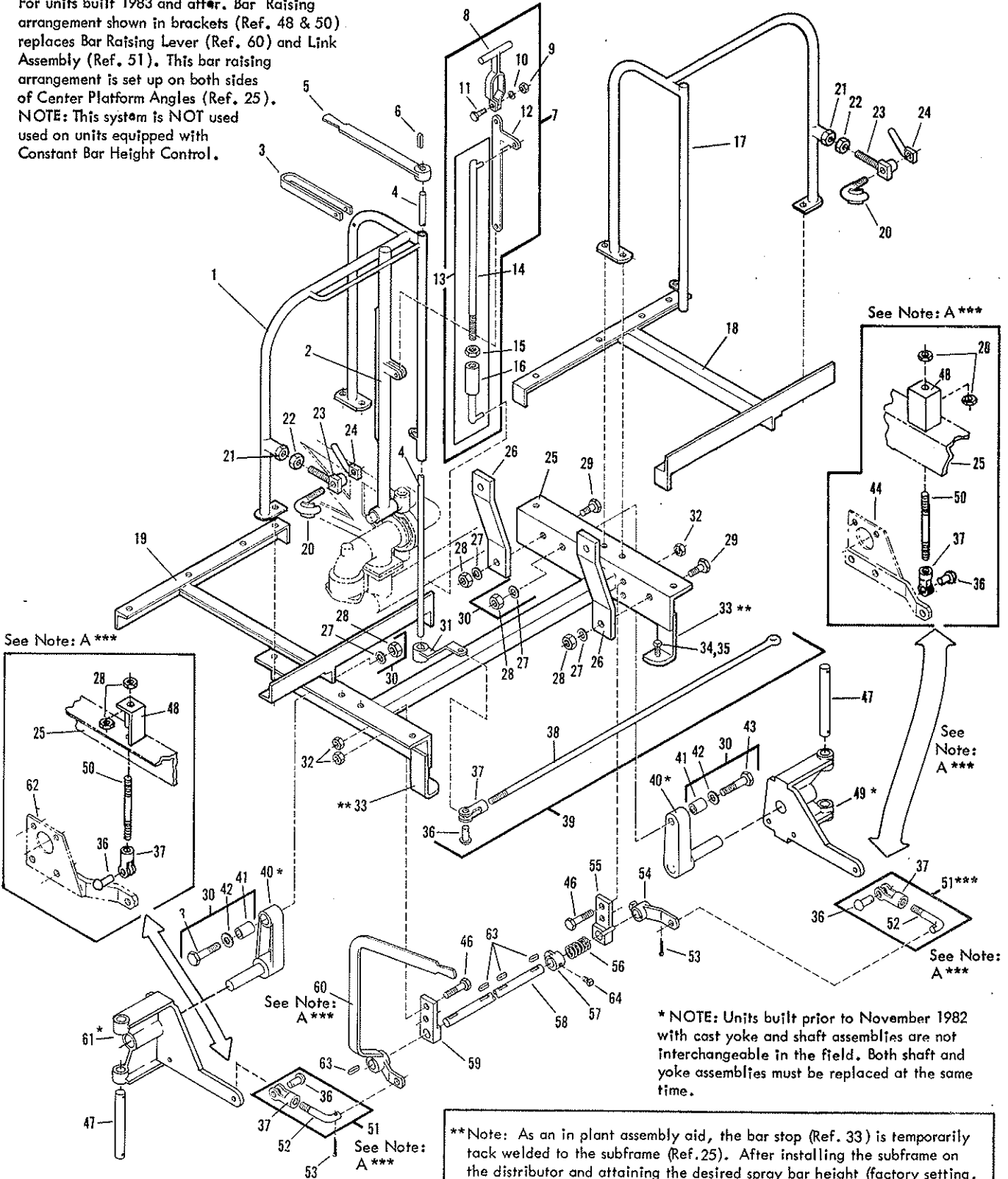
SUBFRAME - FC

REF.	PART NO.	QTY.	DESCRIPTION	REF.	PART NO.	QTY.	DESCRIPTION
1	3351257	1	GUARDRAIL ASM=RIGHT	64	6000005	4	KEY=0.25X0.25 CR X 1.25
2	3310389	1	PLATFORM ASM=RIGHT	65	0102892	2	SCREW=SQHD,0.38NCX0.50,CLP,PD
3	3310347	1	PLATFORM ASM-CENTER				
4	3310358	1	PLATFORM ASM=LEFT				
5	3350301	1	GUARDRAIL ASM=FC,LEFT				
	3310927	1	GUARDRAIL ASM=TUF,LEFT				
6	3350046	1	LEVER LOCK=SHIFTING				
7	3351059	1	LEVER ASM=OPER,LEFT VALVE				
8	6000011	1	KEY=0.25X0.25CR X 1.00				
9	3350272	1	SHAFT=SHIFTING				
10	3310217	AR	BRACKET=HANGER,SUBFRAME,C=2				
	3310218	AR	BRKT=HANGER,SUBFRAME,4=6 DROP				
	3310221	AR	BRKT=HANGER,SUBFRAME,8=12 DROP				
11	3350268	1	ROD ASSEMBLY=SHIFTING				
12	3350269	1	ROD=SHIFTING				
13	6000367	3	CLEVIS=0.62NC,WITH 0.53 HOLE				
14	6000403	3	RIVET=RD,HD,0.50X2.00,DRILLED				
15	3350270	1	ARM ASSEMBLY=LOWER,SHIFTING				
17	3310179	2	BRACKET ASM=BAR STOP,FC				
	3351157	1	BUMPER + BRACKET ASM=TUF NS				
	3351158	1	BUMPER=ADJUSTABLE,TUF NS				
18	3310181	1	ADJUSTMENT ASSEMBLY=LEFT				
19	0121574	4	WASHER=LOCK,0.62,SPRING,PD				
20	0124589	4	NUT=HEX,0.62NC,PD				
21	0428217	2	SCREW=HEX,0.62NCX1.50,GR2,PD				
22	3350932	1	LINK ASSEMBLY=FRONT				
23	0442709	1	BALL JOINT=0.44NF,TYPE A				
24	0271506	1	NUT=HEX,0.44NF,PD				
25	3350933	1	LINK=ADJUSTING				
26	3352202*	1	YOKE ASSEMBLY=LEFT				
27	3352371*	2	SHAFT ASSEMBLY=BAR CARRYING				
28	3350055	2	BUSHING=SHAFT HINGE				
29	0130999	2	WASHER=FLAT,0.62A,PD				
30	0428715	2	SCREW=HEX,0.62NCX4.00,GR2,PD				
31	3350053	2	BUSHING ASM(ITEMS 28=30,19+20)				
35	0122433	4	SCREW=HEX,0.50NCX1.50,GR2,PD				
37	6100015	2	WASHER=BRASS				
38	3350922	1	BELL CRANK ASM=LEFT FRONT,WITH BUSHING FOR FC				
39	3350893	1	COLLAR ASM=BELL CRANK STOP,FC				
40	0137185	4	PIN=COTTER,0.12X1.00,PD				
41	3350900	1	LINK=BELL CRANK				
42	3350925	1	BELL CRANK ASM=LEFT REAR,VLV CONTROL (WITH BUSHING,REF=42)				
43	6000270	1	BUSHING=OILITE				
44	3350934	1	LINK ASM=CONNECTING,NOZ,CONT.				
45	3350935	1	LINK=CONNECTING,NOZZLE CONTROL				
46	0124583	1	NUT=HEX,0.56NC,PD				
47	3351173	1	TURNBUCKLE ASM=BAR TURN-UP LNK				
48	3351133	2	LINK ASSEMBLY=BAR RAISING,FC				
	3351528	2	LINK ASM=BAR RAISING,TUF				
49	3351134	2	LINK=BAR RAISING,FC				
	3351161	2	LINK=BAR RAISING,TUF				
50	3310182	1	ADJUSTMENT ASSEMBLY=RIGHT				
51	3350881	1	LEVER ASM=BAR RAISE,W/SETSCREW				
52	3350903	1	BLOCK ASSEMBLY=BEARING,LEFT				
53	3350907	1	SPRING=COIL,LT,FC,CRCSS SHAFT				
54	3350887	2	ARM ASM=FC,COUNTER BALANCE				
55	3350045	1	SHAFT=BAR RAISING				
56	3350908	1	SPRING=COIL,RT,FC CRCSS SHAFT				
57	3350904	1	BLOCK ASSEMBLY=BEARING,RIGHT				
58	3350885	1	ARM ASSEMBLY=BAR RAISE				
59	3352203*	1	YOKE ASSEMBLY=RIGHT				
61	3350901	1	STOP=BAR,FC=TUC-TUF BARS				AR = AS REQUIRED
62	0102912	2	SCREW=SQHD,0.44NCX2.50,CLP,PD				NS = NOT SHOWN
63	0271501	2	NUT=HEX,0.44NC,PD				

SUBFRAME - TUC BAR

NOTE: A ***

For units built 1983 and after. Bar Raising arrangement shown in brackets (Ref. 48 & 50) replaces Bar Raising Lever (Ref. 60) and Link Assembly (Ref. 51). This bar raising arrangement is set up on both sides of Center Platform Angles (Ref. 25).
NOTE: This system is NOT used on units equipped with Constant Bar Height Control.



See Note: A ***

See Note: A ***

See Note: A ***

See Note: A ***

See Note: A ***

See Note: A ***

* NOTE: Units built prior to November 1982 with cast yoke and shaft assemblies are not interchangeable in the field. Both shaft and yoke assemblies must be replaced at the same time.

** Note: As an in plant assembly aid, the bar stop (Ref. 33) is temporarily tack welded to the subframe (Ref. 25). After installing the subframe on the distributor and attaining the desired spray bar height (factory setting, 13" from ground to bottom of bar valve) the bar stop can then be adjusted to exact setting and permanently welded to the subframe.

SUBFRAME - TUC BAR

REF.	PART NO.	QTY.	DESCRIPTION	REF.	PART NO.	QTY.	DESCRIPTION
1	3350301	1	GUARDRAIL ASSEMBLY-LEFT				
2	3350499	1	POST ASM-TUC TURN-UP LEVER				
3	3350046	1	LEVER LOCK-SHIFTING				
4	3350272	1	SHAFT-SHIFTING				
5	3351059	1	LEVER ASM-OPER, LEFT VALVE				
6	6000011	1	KEY=0.25X0.25 CR X 1.00				
7	3350494	1	LEVER ASM-TUC BAR TURN-UP				
8	3350497	1	CATCH ASM-TUC TURN-UP LEVER				
9	0120376	1	NUT=HEX,0.31NC,PD				
10	0120214	1	WASHER=LOCK,0.31,SPRING,PD				
11	0122027	1	SCREW=HEX,0.31NCX1.25,GR2,PD				
12	3350495	1	LEVER ASM-TUC TURN-UP LEVER				
13	3350501	1	LINK ASM-ADJ, TUC TURN-UP LEVER				
14	3350502	1	LINK=ROD, TUC TURN-UP LEVER				
15	0124843	1	NUT=HEX,JAM,0.56NC,PD				
16	3351173	1	TURNBUCKLE ASM=BAR TURN-UP LNK				
17	3351257	1	GUARDRAIL ASM=RIGHT				
18	3310359	1	PLATFORM ASSEMBLY=RIGHT				
19	3310358	1	PLATFORM ASSEMBLY=LEFT				
20	3350347	2	HOOK ASM=BAR HOLD CLAMP				
21	3350349	2	TUBE ASM=BAR HOLD CLAMP				
22	0220086	2	NUT=HEX,0.75NC,PD				
23	3350340	2	SUPPORT ASM=BAR HOLD CLAMP				
24	3350795	2	NUT ASM=WING, BAR STAND				
25	3310347	1	PLATFORM ASM=CENTER				
26	3310217	AR	BRKT=HANGER, SUBFRAME, 0-2 DROP				
	3310218	AR	BRKT=HANGER, SUBFRAME, 4-6 DROP				
	3310221	AR	BRKT=HANGER, SUBFRAME, TLR UNIT				
27	0121574	4	WASHER=LOCK,0.62,SPRING,PD				
28	0124589	4	NUT=HEX,0.62NC,PD				
29	0428217	2	SCREW=HEX,0.62NCX1.50,GR2,PD				
30	3350053	2	BUSHING ASSEMBLY (INCL ITEMS 27 28, 41, 42 + 43)				
31	3350270	1	ARM ASSEMBLY-LOWER, SHIFTING				
33	3350901	2	STOP=BAR, FC=TUC-TUF				
34	0102912	2	SCREW=SQHD,0.44NCX2.50,CLP,PD				
35	0271506	2	NUT=HEX,0.44NF,PD				
36	6000403	3	RIVET=RD,HD,0.50X2.00,DRILLED				
37	6000367	3	CLEVIS=0.62NC, WITH 0.53 HOLE				
38	3350269	1	ROD=SHIFTING				
39	3350268	1	ROD ASSEMBLY-SHIFTING				
40	3352371*	2	SHAFT ASSEMBLY=BAR CARRYING				
41	3350055	2	BUSHING=SHAFT HINGE				
42	0130999	2	WASHER=FLAT,0.62A(0.69X1.75)PD				
43	0428715	2	SCREW=HEX,0.62NCX4.00,GR2,PD				
47	3350047	2	PIN=SWIVEL, LONG				
48	3311342 ***	2	ANGLE ASM=BAR RAISING SCREW				
49	3352203 *	1	YOKE ASSEMBLY=RIGHT				
50	3311334 ***	2	ROD=ADJ, BAR RAISE				
51	3351123 ***	2	LINK ASSEMBLY=BAR RAISING				
52	3351134 ***	2	LINK=BAR RAISING				
53	0137185	2	PIN=CUTTER,0.12X1.00,PD				
54	3350885	1	ARM ASSEMBLY=BAR RAISE (INCL SETSCREW)				
55	3350904	1	BLOCK ASSEMBLY=BEARING, RIGHT				
56	3350908	1	SPRING=COIL,CROSS SHAFT				
57	3350887	1	ARM ASSEMBLY=CCOUNTER BALANCE				
58	3350045	1	SHAFT=BAR RAISING				
59	3350903	1	BLOCK ASSEMBLY=BEARING, LEFT				
60	3350881 ***	1	LEVER ASM=BAR RAISE, W/SETSCREW				
61	3352202 *	1	YOKE ASSEMBLY=LEFT				
63	6000005	4	KEY=0.25X0.25 CRX1.25				
64	0102892	1	SCREW=SQHD,0.38NCX0.50,CUP,PD				

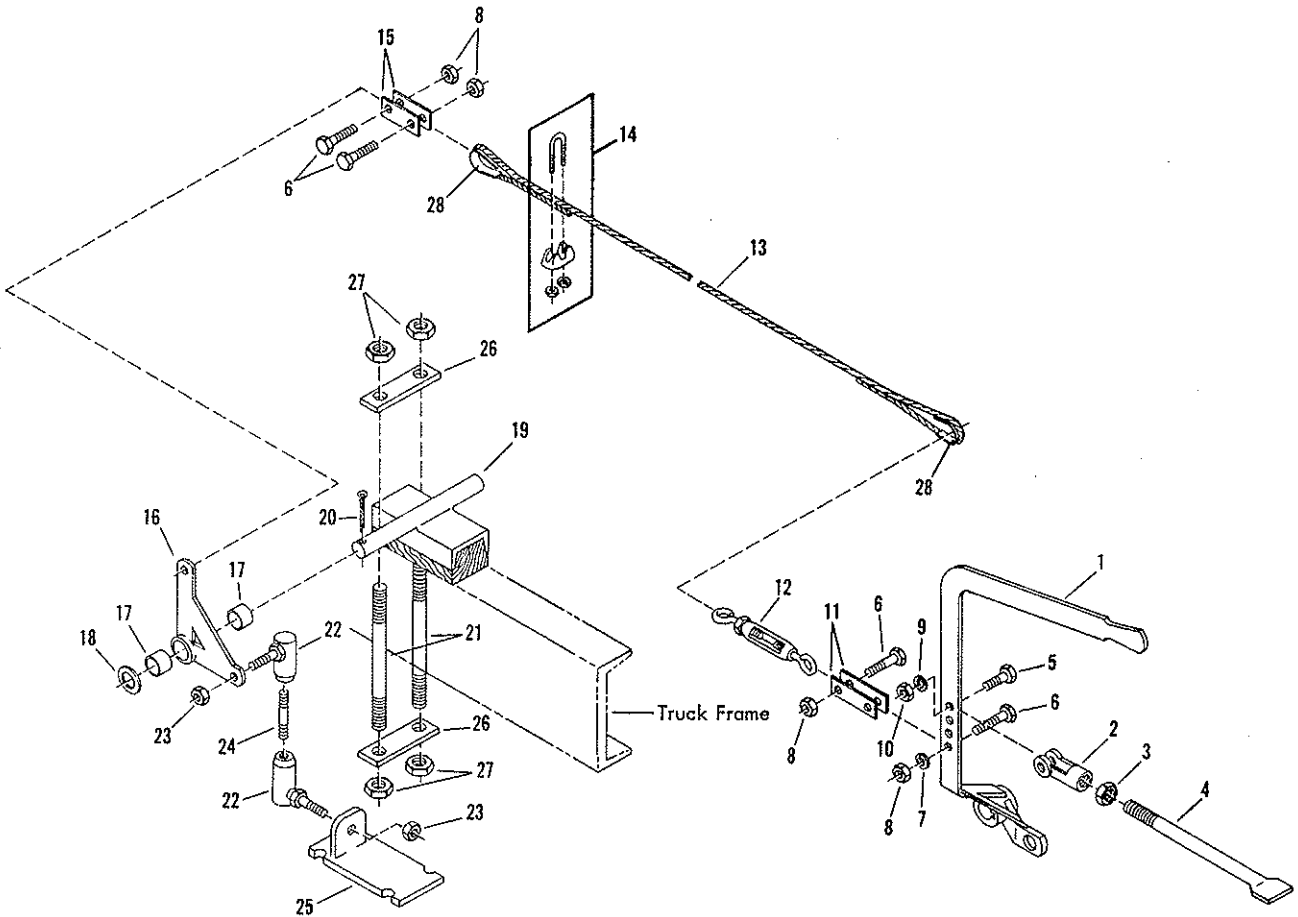
* NOTE: Units built prior to November 1982 with cast yoke and shaft assemblies are not interchangeable in the field. Both shaft and yoke assemblies must be replaced at the same time.

*** NOTE: A

For units built 1983 and after, Bar Raising arrangement shown in brackets (Ref. 48 & 50) replaces Bar Raising Lever (Ref. 60) and Link Assembly (Ref. 51). This bar raising arrangement is set up on both sides of Center Platform Angles (Ref. 25).
NOTE: This system is NOT used on units equipped with Constant Bar Height Control.

AR = AS REQUIRED

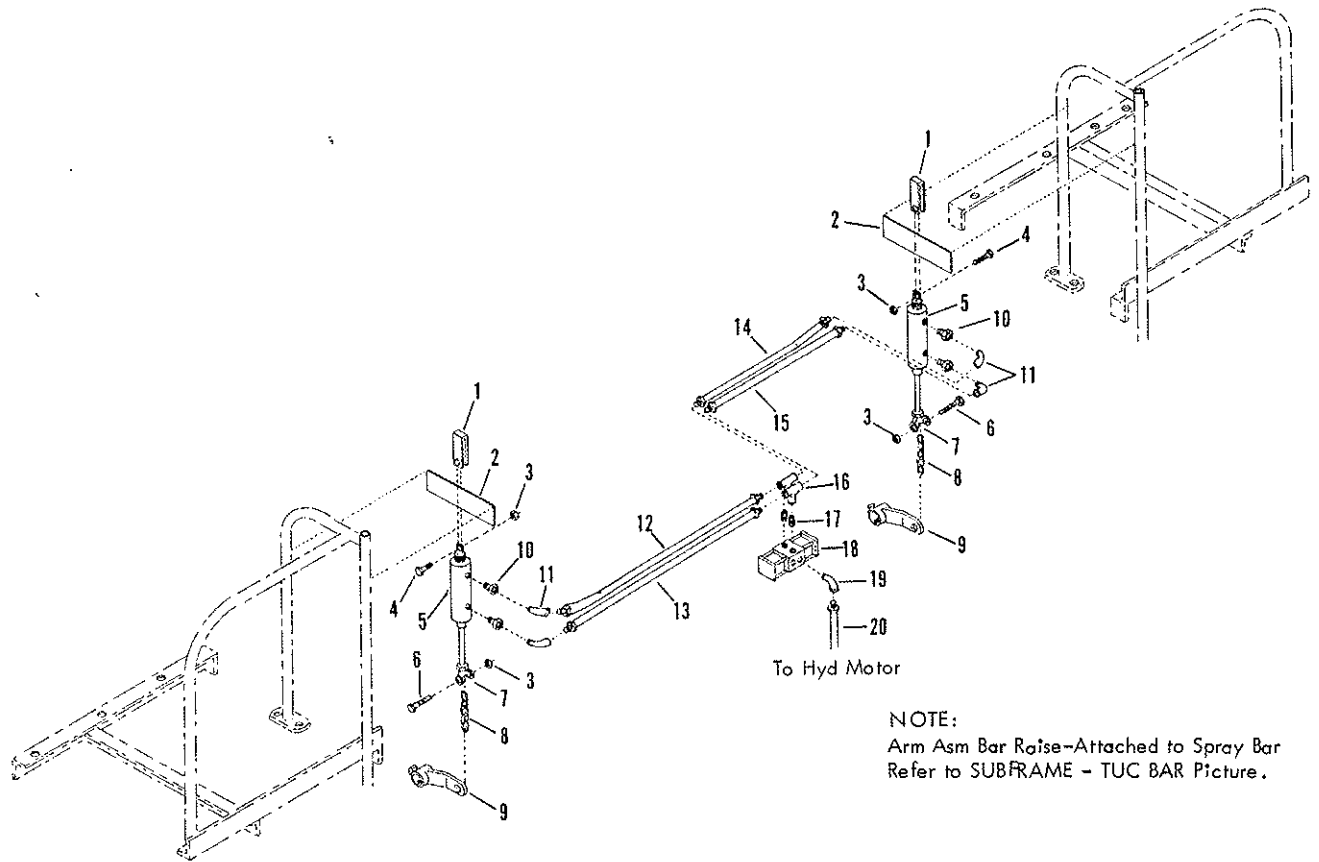
CONSTANT BAR HEIGHT CONTROL - 3351258



REF.	PART NO.	QTY.	DESCRIPTION	REF.	PART NO.	QTY.	DESCRIPTION
1	3350954	1	LEVER ASM-LT, BAR ACT, HGT CONT	22	0107376	4	BALL JOINT, 0.44-20, TYPE C
2	6000367	1	LEVER ASM-RT, BAR ACT, HT CNT=NS	23	0274636	8	NUT=HEX, LOCK, 0.44NF, EA, PD
3	9413948	1	CLEVIS=0.62NC, W/ 0.53 HOLE	24	3350952	2	LINK=TOUPEK, BAR HGT CONTROL
4	3350959	1	NUT=HEX, LOCK, 0.62NC, EA, GRA, PD	25	3351490	1	EAR=ADAPT, BAR HT ADJ, LONG
5	0120426	1	DOG=RAISING, BAR HEIGHT CONTROL	26	3351491	1	EAR=ADAPT, BAR HT ADJ, SHORT
6	0122145	1	SCREW=HEX, 0.50NCX1.25, GR2, PD	27	3310931	2	PLATE=TIE DOWN, 3.50 FRAME
7	0120382	2	SCREW=HEX, 0.38NCX1.25, GR2, PD	28	3310932	2	PLATE=TIE DOWN, 3.75 FRAME
8	0274993	2	WASHER=LOCK, 0.38, SPRING, PD		0124589	8	NUT=HEX, 0.62NC, PD
9	0120384	5	WASHER=LOCK, 0.38NC, EA, PD		6000271	4	THIMBLER=WIRE, 0.19MCM
10	0120378	2	WASHER=LOCK, 0.50, SPRING, PD				
11	3350958	2	NUT=HEX, 0.50NC, PD				
12	6000317	4	CLEVIS=SIDE, BAR HEIGHT CONT.				
13	3351268	2	CLEVIS=SIDE, BAR HEIGHT CONT.				
14	6000272	4	TURNBUCKLE=0.38 EYE				
15	3350957	2	CABLE=BAR HEIGHT CONTROL				
16	3350945	4	CLIP=CABLE, 0.19MCM				
17	3350946	1	CLEVIS=SIDE, BAR HEIGHT CONT.				
18	6000622	1	BELL CRK.ASM-LT, BAR HGT CONT				
19	6100015	1	BELL CRK.ASM-RT, BAR HT CONT=NS				
20	3350951	4	BUSHING=BRZ, 1.00D X 0.88ID				
21	0103408	2	WA=BRASS, .19 IN WRGT WA1.5X.89				
22	3300339	2	SPINDLE=BELL CRK, BAR HGT CONT.				
23	3300338	2	PIN=COTTER, 0.19X1.25, PD				
		2	STUD=TIE DOWN, FRAME, 12IN				
		2	STUD=TIE DOWN, FRAME, 14IN				

NS = NOT SHOWN

BAR RAISE INSTALLATION-HYDRAULIC
TUC - BAR

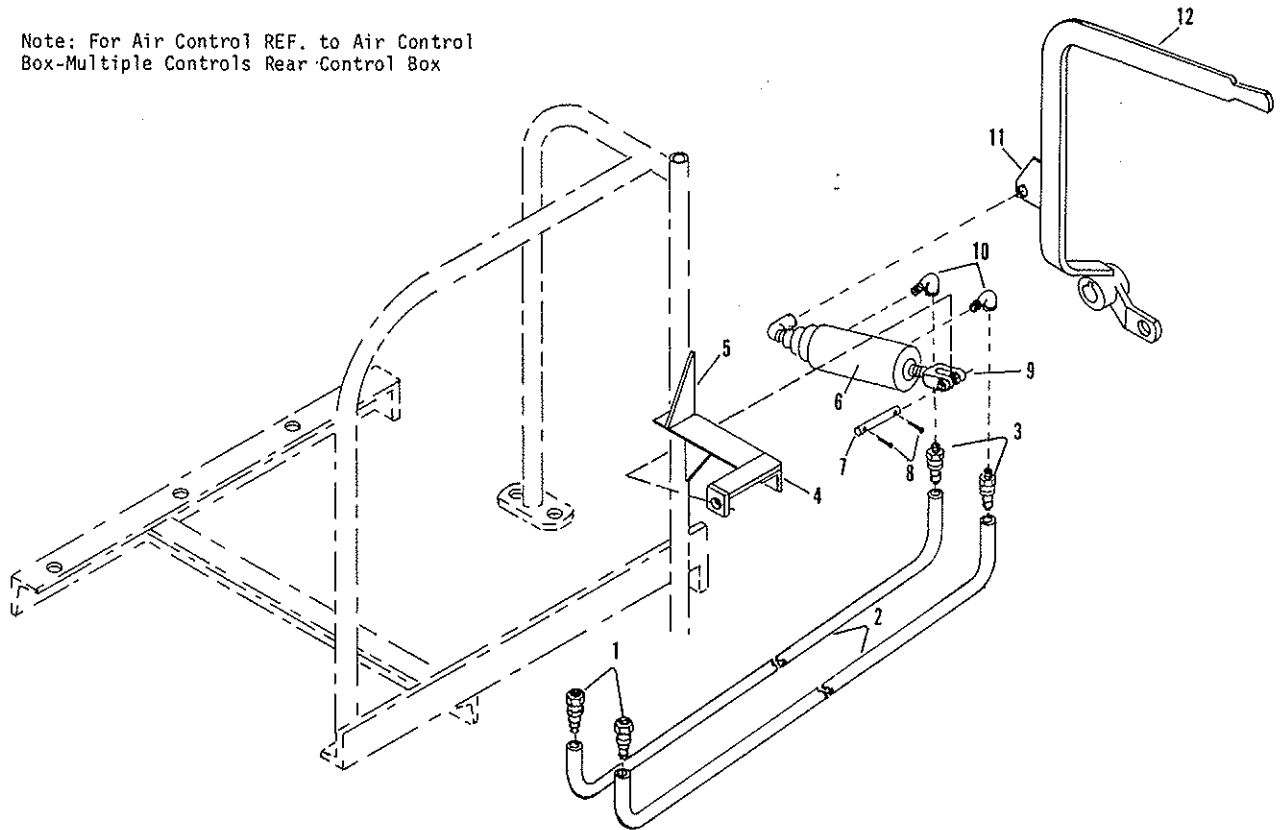


NOTE:
Arm Asm Bar Raise-Attached to Spray Bar
Refer to SUBFRAME - TUC BAR Picture.

REF.	PART NO.	QTY.	DESCRIPTION	REF.	PART NO.	QTY.	DESCRIPTION
1	3380308	2	Yoke-Cyl Hyd Bar Lift				
2	3380309	2	Support-Yoke Cyl, Hyd Bar Lift				
3	6100068	4	Nut-Hex, Type HCL, Lock				
4	0122459	2	Screw-Hex, 0.50 NC x 2.00 GR2, PD				
5	6600140	2	Cylinder-Air, Aro				
6	0122472	2	Screw-Hex, 0.50 x 2.50, GR2, PD				
7	6100008	2	Clevis-Allen Air #345				
8	3360643	2	Chain Asm-Lifting Hyd Bar Raise				
9	3350885	2	Arm Asm-Bar Raise (Incl. Set Screw)				
10	0119931	4	Bushing-Pipe, 0.38 x 0.25 NPT, PN				
11	0105423	4	Elbow-Pipe, 90, St, 0.25 NPT, PN				
12	3360637	1	Hose Asm-35", Hyd Bar Raise				
13	3360635	1	Hose Asm-30", Hyd Bar Raise				
14	3360636	1	Hose Asm-21", Hyd Bar Raise				
15	3360566	1	Hose Asm - Bar Shift Left				
16	0105417	2	Tee-Pipe, 0.25 NPT, PN				
17	0105405	2	Nipple-Sch. 40, 0.25 x 0.87 CL, PN				
18	6600679	1	Valve - 4 Way				
19	0105413	1	Elbow-Pipe, 90, 0.25 NPT, PN				
20	3360641	1	Hose Asm-13", Hyd Bar Raise				

BAR-FC, ELECTRIC AIR, BAR RAISE

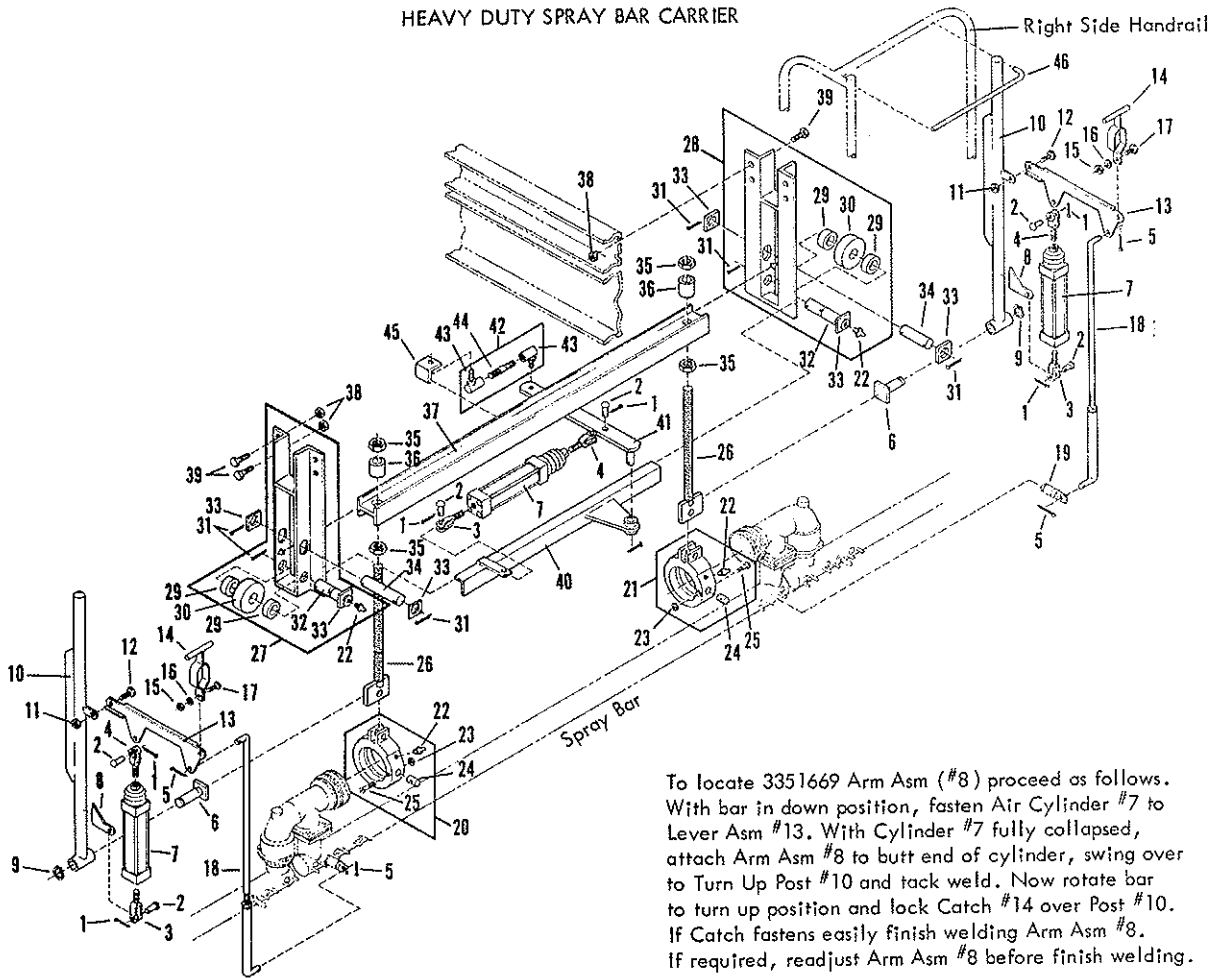
Note: For Air Control REF. to Air Control Box-Multiple Controls Rear Control Box



REF.	PART NO.	QTY.	DESCRIPTION	REF.	PART NO.	QTY.	DESCRIPTION
1	6600306	2	Hose End-.06X-.06FSX, ST, LPSP				
2	6600324	AR	Hose-3/8, Per Ft.				
3	6600305	2	Hose End-.06X-.04MP, ST, LPSP				
4	3360800	1	Brkt Asm-FC Bar Raise				
5	3351613	2	Gusset-Arm Lower, Valve Control				
6	3360795	1	Cylinder Asm-Air, Dist. Control				
7	6600295	1	Pin-Clevis, 0.43 x 1.19				
8	0103374	2	Pin-Cotter, .094 x 1.00, PD				
9	6600296	1	Yoke-Cyl, HD, MIDLND#N-13-X-669				
10	0105423	2	Elbow-Pipe, 90, St, 0.25NPT,PN				
11	3360150	1	Brkt-Air Cyl. Mt, Bar Raise				
12	3350881	1	Lever Asm-Bar Raise				

AR = AS REQUIRED

TURN UP, SHIFT, and CARRIER ASSEMBLIES
HEAVY DUTY SPRAY BAR CARRIER

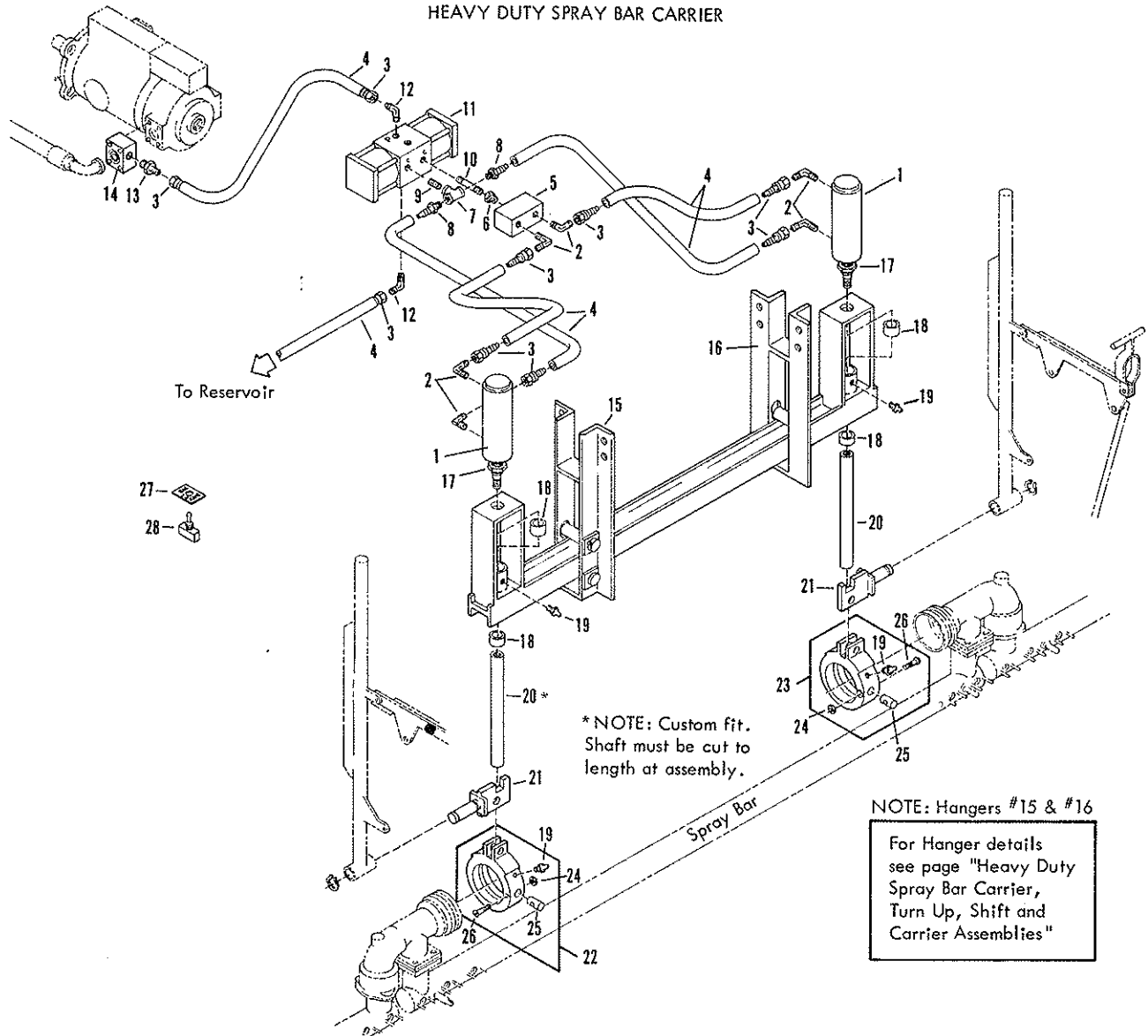


To locate 3351669 Arm Asm (#8) proceed as follows. With bar in down position, fasten Air Cylinder #7 to Lever Asm #13. With Cylinder #7 fully collapsed, attach Arm Asm #8 to butt end of cylinder, swing over to Turn Up Post #10 and tack weld. Now rotate bar to turn up position and lock Catch #14 over Post #10. If Catch fastens easily finish welding Arm Asm #8. If required, readjust Arm Asm #8 before finish welding.

REF.	PART NO.	QTY.	DESCRIPTION	REF.	PART NO.	QTY.	DESCRIPTION
1	0103384	4	Pin-Cotter	25	0133063	2	Screw-Rd Hd, 0.25 X 2.00 Lg.
2	6600295	6	Pin-Yoke, Air Cyl.	26	3351652	2	Screw Asm-Lifting, TUC Bar
3	6600296	3	Yoke	27	3351643	1	Carrier Asm - LH
4	3360367	3	Yoke	28	3352192	1	Carrier Asm - RH
5	0103385	4	Pin-Cotter, 0.12 X 1.00	29	3351647	4	Spacer-Roller
6	3351667	2	Bearing Asm-Turn Up Post, H. D.	30	3351648	2	Roller-Bar Carrier, Heavy Duty
7	6600301	3	Cylinder-Air, 2.5 Bore, 6 Stroke	31	0103388	6	Pin-Cotter, 0.12 X 1.75
	6600293	3	Boot-Air Cylinder	32	3351649	2	Roller Pin-Bottom, Bar Carrier
	7420016	AR	Repair Kit - Air Cylinder	33	3351659	6	Plate-Retaining
8	3351669	2	Arm Asm	34	3351658	2	Roller Pin
9	6100121	2	Snap Ring	35	0220088	4	Nut-Hex, 1.00NC
10	3350499	2	Turn Up Post	36	3351660	2	Elevating Bushing-Bar Carrier
11	9413947	2	Nut-Hex, Lock, 7/16NC	37	3351640	1	Beam Asm
12	0122293	2	Screw-Hex, 7/16 X 1 3/4	38	9411727	8	Nut-Lock, 0.50NC
13	3351668	2	Lever Asm - Turn Up, H.D.	39	0120426	8	Screw-Hex, 0.50 X 1.25
14	3350497	2	Catch	40	3360690	1	Frame Asm-Bar Shift, Heavy Duty
15	0120376	2	Nut-Hex, 5/16NC	41	3360697	1	Arm Asm-Bar Shift, Heavy Duty
16	0120214	2	Washer-Lock, 5/16	42	3360700	1	Rod Asm-Actuating, Bar Shift, H.D.
17	0122027	2	Screw-Hex, 5/16 X 1 1/4	43	6100127	2	Tourek Joint-0.50
18	3350501	2	Adjusting Link-Bar Raise	44	3360701	1	Rod-Actuating, Bar Shift
19	3350147	1	Axis-Toggle, W/Eye	45	3360784	1	Angle-Spray Bar Shift
20	3351650	1	Hanger Asm - Left	46	3351145	1	Bar Shift Guide
21	3351724	1	Hanger Asm - Right				
22	9411027	2	Fitting-Lube, 0.25				
23	9413946	2	Nut-Lock, 0.25				
24	3351651	2	Pin-Retainer, Ball Brg, Bar Hgr.				

AR = As Required

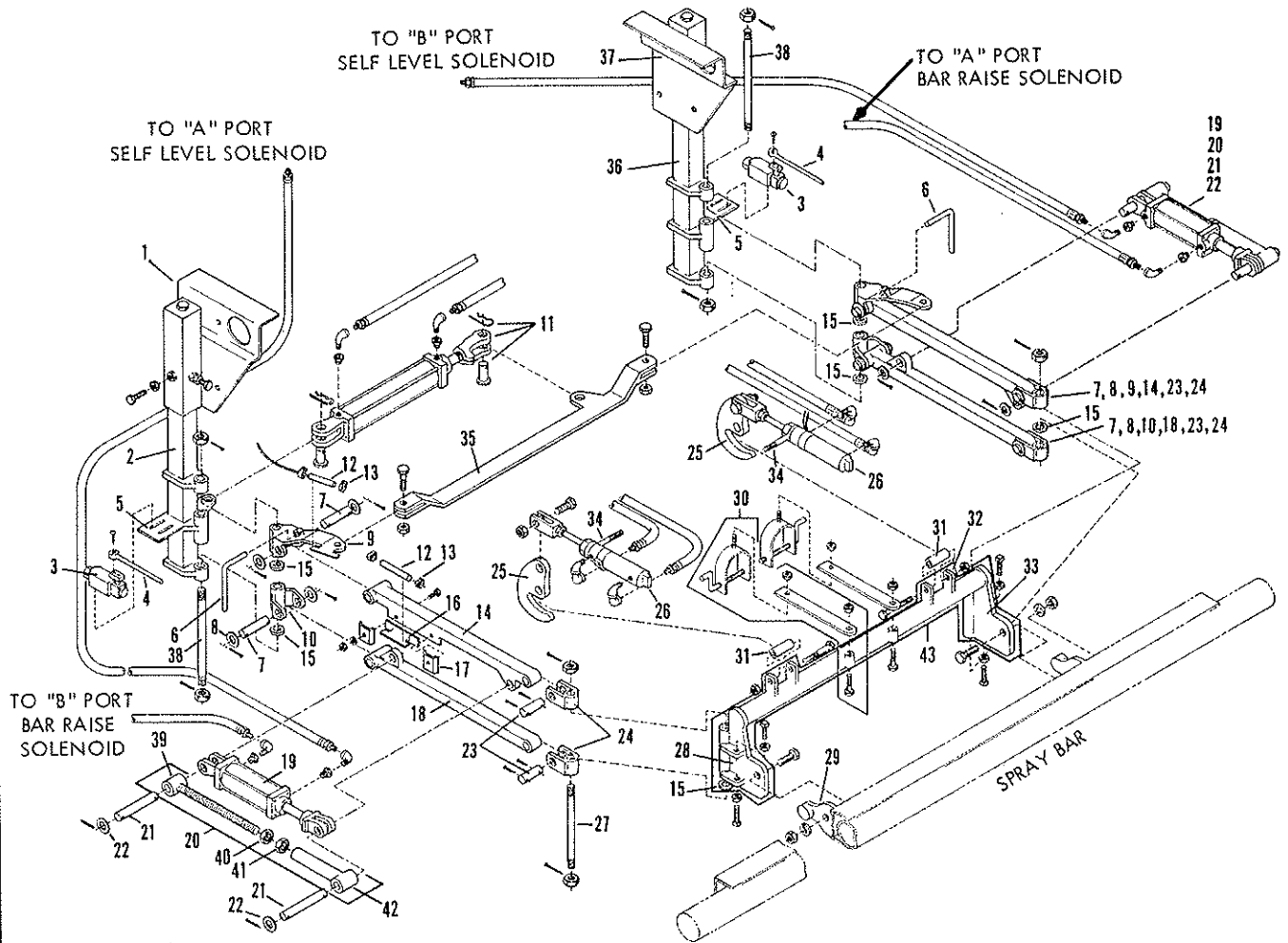
HYDRAULIC BAR RAISE
HEAVY DUTY SPRAY BAR CARRIER



REF.	PART NO.	QTY.	DESCRIPTION	REF.	PART NO.	QTY.	DESCRIPTION
1	6600140	2	Cylinder-Air, Aro 3BX6	19	9411027	4	Fitting-Lube, Stght, 0.50, Type C
2	6200179	6	Elbow-06MS-06MP	20	* 3360761	2	Shaft-Hyd Bar Raise
3	6600306	10	Hose End-06X06FSX, ST	21	3360801	2	Brg Plate Asm-Swivel, Hyd. Raise
4	6600324	AR	Hose-0.38, Per Foot	22	3351650	1	Hanger Asm - Left
5	6601409	1	Valve-Flow Divider	23	3351724	1	Hanger Asm - Right
6	0119931	1	Bushing-Pipe, 0.38 X 0.25NPT	24	9413946	2	Nut-Hex, Lock, 0.25
7	0105417	1	Tee-Pipe, 0.25NPT, PN	25	3351651	2	Pin-Retainer, Ball Brg, Bar Hgr.
8	6600305	2	Hose End-06X04MP, ST	26	0133063	2	Screw-Rd Hd, 0.25 X 2.00Lg.
9	6200292	1	Nipple-PP, Sch 80, 0.25 X 0.88CL	27	3390581	1	Tag-Control, Bar Raise
10	0121209	1	Nipple-PP, Sch 40, 0.25 X 3.00	28	6700161	2	Switch- #6FC54-735PDT
11	6600679	1	Valve-4 Way				
12	0118755	2	Elbow-Auto, 90, 04MP-06MS				AR = As Required
13	6200175	1	Union-Hlf, 0.38TU X 0.5MPT				
14	3320994	1	Adapter-Hyd Mtr, Tap, Aux. Equip.				
15	3351643	1	Carrier Asm - LH				
16	3352192	1	Carrier Asm - RH				
17	0427547	2	Nut-Hex, Jam, 1.38NF, PD				
18	3150247	4	Bushing-Oilite				

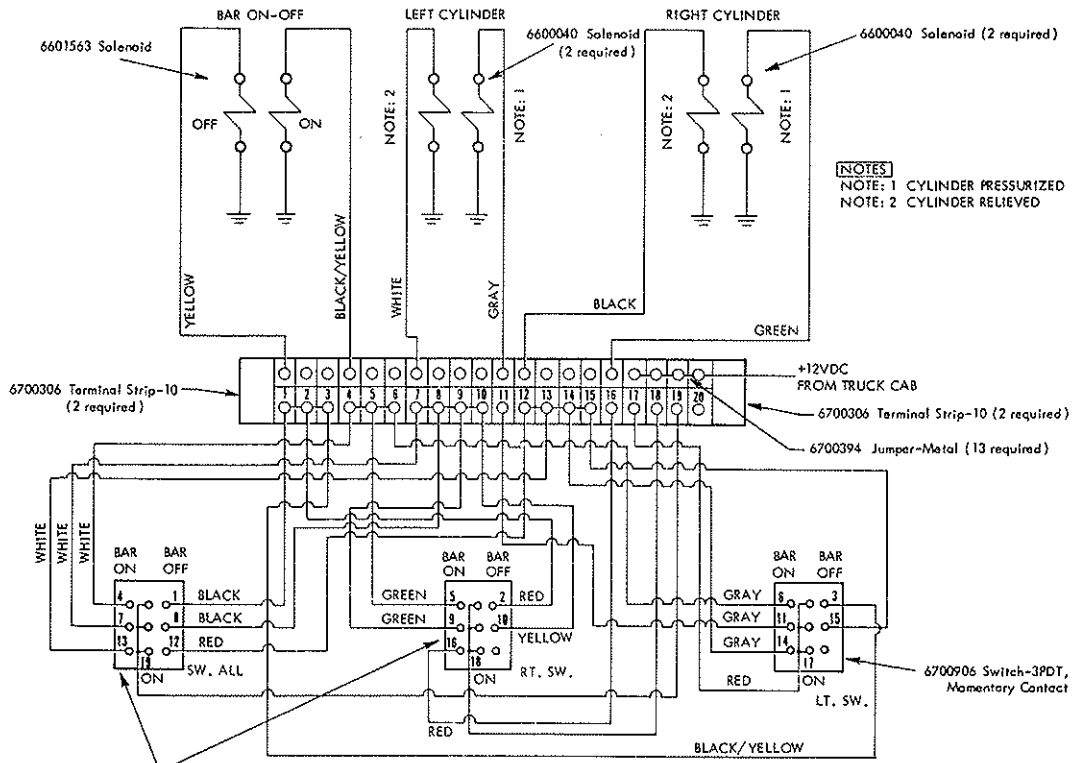
* NOTE: Custom Fit. Shaft must be cut to length at assembly.

RAISE AND SHIFT ASSEMBLY
BT W/SAM TYPE SPRAY BAR



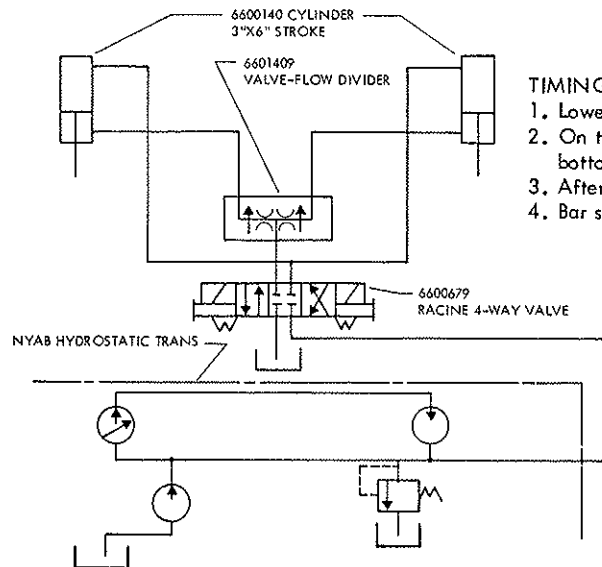
REF.	PART NO.	QTY.	DESCRIPTION	REF.	PART NO.	QTY.	DESCRIPTION
1	3311350	1	CHANNEL PL & OUTER TUBE ASM LT	25	3380453	2	LATCH CAM-SPRAYBAR,SAM
2	3311399	1	INNER TUBE&BRACKET ASM-LEFT	26	6601772	2	CYLINDER-AIR,2.0X4.0W/SWITCHES
3	6701868	2	SWITCH-0PST,LEVER,SPRING RST.	27	3311373	2	ROD - SPRAYBAR SUPPORT
4	3360849	2	ACTUATOR ROD ASM-SHIFT SWITCH	28	3352297	1	CARRY&LATCH ASM-SPRBAR MECH,LT
5	3360860	2	BRACKET-MTG,SHIFT LIMIT SWITCH	29	3352279	2	BRKT-SPRBAR CARRY&LATCH MECH
6	3360913	1	ROD-ACTUATE,SHIFT SWITCH,SAM	30	3352305	2	HOSE CARRIER ASM-SPRAYBAR
7	3311393	4	ROD-CARRY ASM SUPPORT	31	3380449	2	TUBE-BAR LATCH
8	3311424	8	WASHER-0.88,1.50 OD	32	3380458	4	EAR-LATCH,SPRAYBAR
9	3311396	2	SHIFT LEVER ASM.	33	3352298	1	CARRY&LATCH ASM-SPRBAR MECH,RT
10	3311394	2	3"HUB&BRKT ASM-CARRY ARM SUP	34	3380452	2	LATCH CYL MOUNTING BOLT ASM.
11	6601775	1	CYLINDER-HYD,2.0X12.0 Repair Kit #7420230	35	3360831	1	SPRAY BAR SHIFT LINK. BAR ASM.
12	6701832	2	SWITCH-SPDT MAGNETIC,3AMP EF	36	3311389	1	INNER TUBE&BRACKET ASM-RIGHT
13	6001005	4	CLAMP-HOSE,SCREW TYPE	37	3311349	1	CHANNEL PL & OUTER TUBE ASM RT
14	3311423	2	CYLINDER ARM ASM-UPPER	38	3311358	2	SHAFT ASM-CARRY ARM SUPPORT
15	6100015	6	WA-BRASS,.19 IN WRGT WA1.5X.89	39	3351536	1	Bar Asm TUC BVF
16	3370149	1	BRKT ASM-MTG,MAG SW,1.25 BRKT	40	0426899	1	Nut-Hex, Jam, 1.00NC,PD
17	3370147	2	CLAMP-MTG BRKT,MAG. SWITCH	41	0220088	1	Nut-Hex, 1.00NC,PD
18	3311397	2	CYLINDER ARM ASM-LOWER	42	3311537	1	Tube End-Spray Bar HT ADJ
19	6601774	2	CYLINDER-HYD,2.0X5.0 Repair Kit #7420230	43	7230198	1	Spraybar Carry Asm-Mech
20	3311383	2	BACK BRACE ASM-SPRAYBAR MOUNT				
21	3311379	4	PIN-SPRAY BAR HEIGHT ADJ.				
22	3311425	8	WASHER-1.00,1.50 OD				
23	3311374	4	HINGE PIN-CARRY ARMS,SPRAYBAR				
24	3311348	4	HUB & BRACE ASM.				

WIRING DIAGRAM - LH & RH BAR ON-OFF
HEAVY DUTY BAR CARRIER



NOTE:
Operate with one switch only. Turn the whole bar on and off with one switch, or turn one half of the bar on and off with one switch.
DO NOT attempt to turn the whole bar on and then turn one side off, or turn one side on and then turn the other side off.

HYDRAULIC SCHEMATIC - BAR RAISE
HEAVY DUTY BAR CARRIER



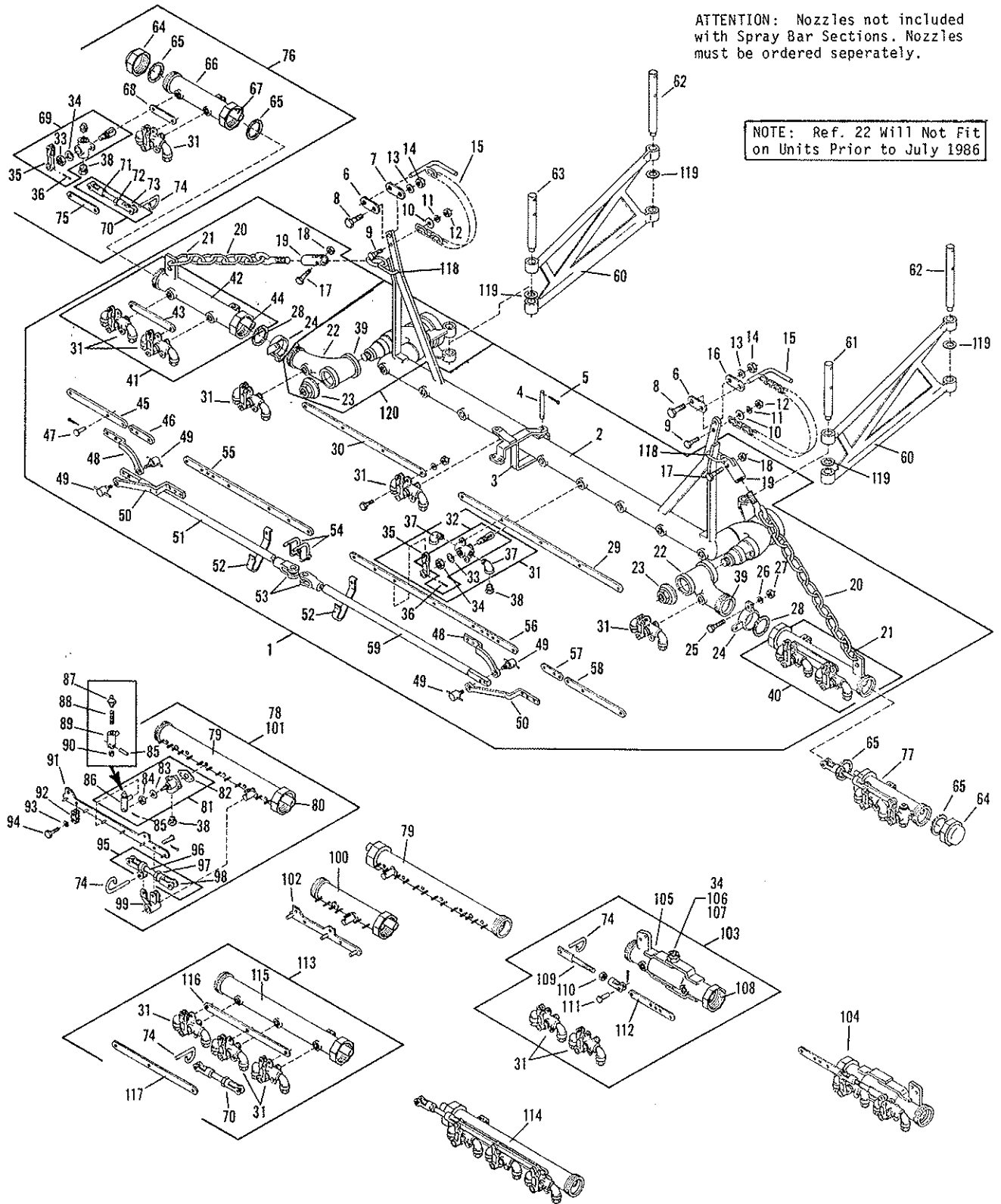
TIMING OF CYLINDERS

1. Lower bar to extend cylinders to limit.
2. On the side cylinder hangs up, disconnect bottom hose. Bar should now bottom out.
3. After bar bottoms out, reconnect hose.
4. Bar should be in time.

SPRAY BAR - FC

ATTENTION: Nozzles not included with Spray Bar Sections. Nozzles must be ordered separately.

NOTE: Ref. 22 Will Not Fit on Units Prior to July 1986



SPRAY BAR - FC

REF.	PART NO.	QTY.	DESCRIPTION	REF.	PART NO.	QTY.	DESCRIPTION
1	3350807	1	SECTION ASM=COMPL,W/HOOK SECT.	68	3350090	1	LINK=VLV HOLD,LT,1FT SECTION
	3350806	1	SECTION ASM=W/RELIEVING SECT.		3350091	1	LINK=VLV HOLD,RT,1FT SECT =NS
2	3350808	1	SECTION ASSEMBLY-CENTER (INCL REF. 22 AND 23)	69	3350093	2	VALVE ASM=COMPLETE,SINGLE PORT
3	3350928	1	FULCRUM ASSEMBLY=LEVER	70	3350103	2	LINK ASM=ADJ.CONN.2FT SECTION
4	3350718	1	PIN=FULCRUM	71	3350104	1	YOKE ASM=WELD,ADJ.LINK
5	0137185	1	PIN=COTTER,0.12X1.00,PD	72	0271506	1	NUT=HEX,0.44NF,PD
6	3350782	2	CLEVIS=HALF,RELIEVING SECTION	73	3350107	1	YOKE=THREADED,ADJUSTING LINK
7	3350783	1	CLEVIS=HALF,LEFT,RELIEV.SECT.	74	3350708	AR	PIN=PULL
8	0122446	2	SCREW=HEX,0.50NCX1.75,GR2,PD	75	3350092	2	CONTROL=VALVE,1FT SECTION
9	0122145	2	SCREW=HEX,0.38NCX1.25,GR2,PD	76	3350083	1	SECTION ASSEMBLY=1FT,LEFT
10	0446363	2	WASHER=FLAT,0.31A,PD	77	3350084	1	SECTION ASSEMBLY=1FT,RIGHT
11	0120382	2	WASHER=LOCK,0.38,SPRING,PD	78	3350462	1	SECTION ASM=FC,2FT,LH W/FLIPS
12	0120377	2	NUT=HEX,0.38NC,PD		3350463	1	SECTION ASM=FC,2FT,RT W/FLP=NS
13	0120382	2	WASHER=LOCK,0.38,SPRING,PD	79	3350464	2	TUBE ASM=2FT ADAPTER SECTION
14	0120378	2	NUT=HEX,0.50NC,PD	80	3350099	2	TUBE=INNER,2FT SECTION
15	3350785	2	PIN ASM=YOKE,RELIEVING SECT.	81	3350488	12	VALVE ASM=FLIP,END SECTION
16	3350784	1	CLEVIS=HALF,RT,RELIEV.SECTION	82	3350316	12	GASKET=NOZZLE VALVE
17	0122027	2	SCREW=HEX,0.31NCX1.25,GR2,PD	83	0120390	12	WASHER=FLAT,0.50A,PD
18	9411638	2	NUT=HEX,LOCK,0.31NC,EA,PD	84	0274637	12	NUT=HEX,LOCK,0.50NF,EA,GR,PD
19	3350779	2	CLEVIS=TURNBUCKLE,RELIEV.SECT.	85	043139	12	PIN=GROOVED,0.16X0.75,EA,PD
20	3350780	2	CHAIN ASM=RELIEVING SECTION	86	3351241	12	LEVER ASM=DETACH,NOZZLE VALVE
	3352189	2	Chain Asm-Rel. Sec W/Turnbuckle	87	0127800	12	FITTING=LUBE,ST,0.12PTFX0.69PN
21	6000405	2	LINK=LAP,0.31 X 1.50	88	3350319	12	SPRING=DETACH LVR,SB NOZZLE
22	3350056	2	HINGE ASSEMBLY	89	3350318	12	LEVER ASM=DETACH,NOZZLE VALVE
23	3350060	2	NUT=PLUG,BAR HINGE	90	3350325	12	PLUNGER=DETACH LVR,SB NOZZLE
24	3350719	2	LOOP ASSEMBLY=VALVE HOLDING	91	3350204	1	CONTROL BAR ASSEMBLY=LEFT
25	0121900	2	SCREW=HEX,0.25NCX1.00,GR2,PD	92	3350324	2	CONTROL BAR ASSEMBLY=RIGHT =NS
26	0120380	2	WASHER=LOCK,0.25,SPRING,PD	93	0120388	2	GUIDE=LEVER,DETACH LEVER
27	0120375	2	NUT=HEX,0.25NC,PD	94	0121852	2	WASHER=FLAT,0.375,WIDE
28	6600206	2	GASKET=2.75X2.25,COPPER ASB	95	3350469	2	SCREW=HEX,0.38NCX0.50,GR2,PD
29	3350697	1	BAR=HOLD,RIGHT,CENTER SECTION	96	3350470	2	LINK ASSEMBLY=ADJUSTABLE
30	3350696	1	BAR=HOLD,LEFT,CENTER SECTION	97	0120368	2	SHAFT=ADJUSTABLE LINK
31	3350693	AR	VALVE ASM=DOUBLE PORT,W/O NOZ.	98	3351540	2	NUT=HEX,0.31NF,PD
32	3351571	AR	VALVE ASM=DOUBLE PORT	99	3350467	2	YOKE ASM=THD,ADJ END
33	3350695	AR	WASHER=STEEL		3350467	2	TOGGLE ASM=2FT ADAPTER SECTION
34	0124939	AR	NUT=HEX,JAM,0.56NF,PD	100	3351519	2	TUBE ASM=1FT FLIP,FC
35	3350040	AR	LEVER ASSEMBLY=VALVE	101	3351517	1	SECTION=1FT FC FLIP,RIGHT =NS
36	0103565	AR	PIN=TAPER,NO.0 X 1.25,PN		3351518	1	SECTION=1FT FC FLIP,LEFT =NS
37	3390407	AR	ELBOW=ST,0.50,90,SHORT	102	3350225	1	CONTROL BAR ASSEMBLY=VALVE,LT
38	3351011	AR	NOZZLE=0.12,SPRAY BAR		3350226	1	CONTROL BAR ASM=VALVE,RIGHT=NS
	3351006	2	NOZZLE ASSEMBLY=END	103	3350742	1	SECTION ASM=COMPL,HOOK,RELV,LT
	3351015	AR	NOZZLE=3/32,SPRAY BAR	104	3350743	1	SECTION ASM=COMPL,HOOK,RELV,RT
	3351014	AR	NOZZLE=0.19,SPRAY BAR	105	3350760	2	COVER ASM=FLEX TUBE,RELV SECT
39	3351564	2	SLEEVE =NS	106	9411727	2	NUT=HEX,LOCK,0.50NC,EA,PD
40	3350727	1	SECTION ASM=HOOK,RIGHT	107	0120389	2	WASHER=FLAT,0.25X1.25
41	3350726	1	SECTION ASM=HOOK,LEFT	108	3350744	1	SECT.ASM=LT,HOOK,RLV,W/O VALVE
42	3350728	1	TUBE ASM=LEFT,HOOK SECTION		3350745	1	SECT.ASM=R,HOOK,RLV,W/O VLV=NS
	3350729	1	TUBE ASM=RIGHT,HOOK SECTION=NS	109	3350772	2	LINK ASM=CONN.
43	3350735	2	BAR=VALVE HOLDING,HOOK SECTION	110	0271506	2	NUT=HEX,0.44NF,PD
44	3350676	2	TUBE ASM=BAR CENTER SECTION	111	6000398	2	RIVET=PD HD,0.25X1.25LG
45	3350724	1	LEVER=CONTROL,LEFT,HINGE SECT	112	3350804	1	LEVER=HINGE CONTROL,LEFT
46	3350722	1	LEVER=CONTROL,LEFT,HINGE		3350805	1	LEVER=HINGE CONTROL,RIGHT =NS
47	6000423	2	RIVET=0.25X0.75LG,DRILLED	113	3350094	1	SECTION ASSEMBLY=2FT,LEFT
48	3350700	2	CONTROL ASSEMBLY=HINGE,SHORT	114	3350095	1	SECTION ASSEMBLY=2FT,RIGHT
49	3350705	4	BOLT ASSEMBLY=SHOULDER	115	3350096	2	TUBE ASSEMBLY=2FT SECTION
50	3350703	2	CONTROL=HINGE,LONG	116	3350101	2	LINK=VALVE HOLD,2FT SECTION
51	3350709	1	LINK ASM=LEFT,VALVE CONTROL	117	3350102	2	CONTROL=VALVE,2FT SECTION
52	3350801	2	HOOK=CONNECTING LINK	118	3350778	2	LINK=LONG,RELIEVING SECTION
53	3390072	2	TURNBUCKLE=0.50,MILLED	119	6100015	4	WASHER=BRASS
54	3350799	2	PIN ASSEMBLY=CLEVIS	120	3350044	2	Bar Hinge Asm.
55	3350698	1	BAR=VALVE CONTROL,LEFT				
56	3350699	1	BAR=VALVE CONTROL,RIGHT				
57	3350723	1	LEVER=CONTROL,RIGHT,HINGE				
58	3350725	1	LEVER=CONTROL,RT,HINGE SECTION				
59	3350710	1	LINK ASM=RIGHT,VALVE CONTROL				
60	3350025	2	ARM ASSEMBLY=CARRIER				
61	3350049	1	PIN=SWIVEL,SHORT,RIGHT REAR				
62	3350047	2	PIN=SWIVEL,LCNG,FRONT				
63	3350048	1	PIN=SWIVEL,LEFT REAR				
64	3351477	2	CAP ASM=END,SPRAY BAR				
65	6000251	4	GASKET=2.50X2.12,COPPER ASB.				
66	3350085	2	TUBE ASSEMBLY=1FT SECTION				
67	3350087	2	TUBE ASM=INNER,1FT SECTION				

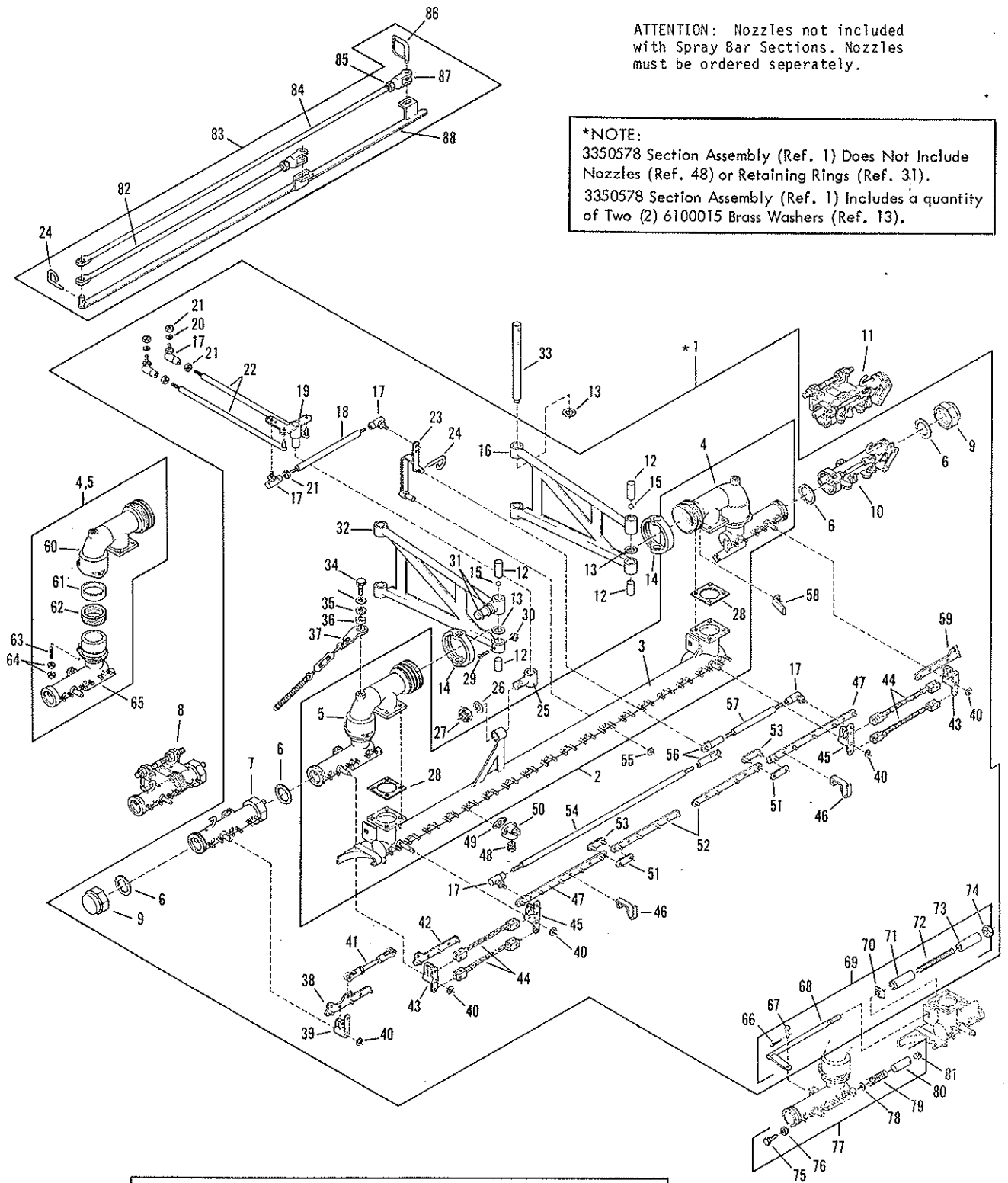
ATTENTION: Nozzles not included with Spray Bar Sections. Nozzles must be ordered separately.

AR = AS REQUIRED
NS = NOT SHOWN

TUC SPRAY BAR ASSEMBLY
All Standard Valves

ATTENTION: Nozzles not included with Spray Bar Sections. Nozzles must be ordered separately.

***NOTE:**
3350578 Section Assembly (Ref. 1) Does Not Include Nozzles (Ref. 48) or Retaining Rings (Ref. 31).
3350578 Section Assembly (Ref. 1) Includes a quantity of Two (2) 6100015 Brass Washers (Ref. 13).



See TUC Spray Bar Accessories (Page 87) for End Sections and Valves.

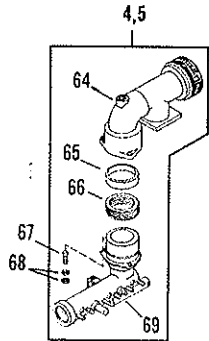
TUC SPRAY BAR ASSEMBLY
All Standard Valves

REF.	PART NO.	QTY.	DESCRIPTION	REF.	PART NO.	QTY.	DESCRIPTION
1	3350578	1	SECTION ASM=CTR,W/STD VALVES	60	7230126	1	ELBOW ASM=SPRAY BAR,LEFT
2	3351494	1	TUBE ASM=CTR,W/STUDS,STD VLVS	7230127	1	ELBOW ASM=SPRAY BAR,RIGHT =NS	
3	7230118	1	TUBE=CENTER,W/STUDS,STD VALVES	61	3350131	1	SPACER-RING,SWIVEL JOINT
4	7230123	1	HINGE SECTION COMPL=STC RIGHT	62	6309261	4	PACKING
5	7230122	1	HINGE SECTION COMPL=STD LEFT	63	6000697	3	STUD=SWIVEL JOINT
6	6000251	4	GASKET=2.50X2.12,COPPER ASB,	64	0124829	6	NUT=HEX,JAM,0.38NC,PD
7	3350353	1	TUBE ASM=HOOK SECTION,1FT,LEFT	65	7230113	1	SWIVEL ASM=LEFT,STD,KIT
	3350354	1	TUBE ASM=HOOK SECT,1FT,RT =NS	7230114	1	SWIVEL ASM=RIGHT,STD,KIT =NS	
8	3350418	1	SECTION ASM=CROWNING,LT,STD	66	0137185	2	PIN=COTTER,0.12X1.00,PD
	3350419	1	SECTION ASM=CROWNING,RT,STD=NS	67	6000399	2	RIVET=RD,HD,0.50X1.00,DRILLED
9	3351477	2	CAP ASM=END,SPRAY BAR	68	3350399	2	LINE ASM=BAR RETURN
10	3350461	1	SECTION ASM=HOOK,RIGHT	69	3350641	2	SPRING ASM=RETURN
	3350460	1	SECTION ASM=HOOK,LEFT =NS	70	3350398	2	ROCKER=BAR RETURN
11	3351255	1	SECTION ASM=CROWN,LT,COMPLETE	71	3350404	2	COVER ASM=OUTER,BAR RETURN
	3351256	1	SECTION ASM=CROWN,RT,COMPL.=NS	72	3350403	2	SPRING=RETURN,BAR RETURN
12	3350138	4	PIN=CARRYING ARM	73	3350406	2	COVER ASM=INNER,BAR RETURN
13	6100015	4	WASHER=BRASS	74	0124589	2	NUT=HEX,0.62NC,PD
14	3350135	2	BEARING RING=OUTER	75	0122439	2	SCREW=HEX,0.50NCX1.50,GR2,PD
15	6000290	76	BALL=0.38,G 50G C/STL	76	0120283	2	SCREW=MACH,TRSL,0.31NCX1.00,PD
16	3350332	1	ARM ASSEMBLY=CARRYING,RIGHT	77	7230112	2	LOCK ASM=PISTON RETURN
17	0107376	6	BALL JOINT=0.44=20,TYPE C	78	0120386	2	WASHER=FLAT,0.25A,PD
18	3350192	1	ROD=ADJUSTABLE CONTROL	79	3310353	2	SPRING=COMPRESSION
19	3350186	1	TOGGLE ASSEMBLY=SWIVEL	80	3350396	2	PISTON=ACTUATING,BAR RETURN
20	0120383	AR	WASHER=LOCK,0.44,SPRING,PD	81	3350393	2	LOCK ASM=HINGE LOCK,BAR RETURN
21	0271506	AR	NUT=HEX,0.44NF,PD	82	3350288	1	LINK ASM=CONN,SHORT,RIGHT
22	3350261	2	LINK=ADJUSTABLE CONNECTOR	83	3350285	1	LINK ASM=CARR,SHOULDER ATTCH
23	3350169	1	LEVER ASSEMBLY=FULCRUM	84	3350286	1	LINK ASM=CONNECTING,LONG,LEFT
24	3350708	AR	PIN=PULL	85	0120378	AR	NUT=HEX,0.50NC,PD
25	3350183	1	BEARING ASSEMBLY=SWIVEL	86	3350799	1	PIN ASSEMBLY=CLEVIS
26	3350195	1	WASHER	87	3390072	AR	TURNBUCKLE=0.50,MILLED
27	0272336	1	NUT=HEX,SLGT,THICK,0.88NF,PD	88	3350290	1	PLATE ASSEMBLY=ANCHOR
28	3350553	2	GASKET=TUC BAR	89	6000397	AR	RIVET=0.25X0.88
29	0133063	4	SCREW=MACH,RDSL,0.25NCX2.00,PD				
30	0120375	4	NUT=HEX,0.25NC,PD				
31	6100121	2	RING=RETAINING				
32	3350331	1	ARM ASSEMBLY=CARRYING,LEFT				
33	3350047	2	PIN=SWIVEL,LONG				
34	0122267	2	SCREW=HEX,0.44NCX1.25,GR2,PD				
35	0120389	2	WASHER=FLAT,0.44A(0.50X1.25)PD				
36	3350264	2	SLEEVE=CHAIN HOLDING ASSEMBLY				
37	3350262	2	HOLDING ASSEMBLY=CHAIN				
38	3350225	1	CONT.BAR ASM=VLV,LT,HOOK SECT.				
	3350226	1	CONT.BAR ASM=VLV,RT,HK SECT=NS				
39	3350294	1	TOGGLE ASSEMBLY=HOOK SECTION				
40	6000571	AR	RING=RETAINING				
41	3350567	AR	LINK ASM=ADJUSTING				
42	3350119	1	CONTROL BAR ASSEMBLY=LEFT				
43	3350136	2	TOGGLE ASSEMBLY				
44	3350228	4	CHAIN CONTROL ASSEMBLY				
45	3350162	2	TOGGLE ASM=CENTER SECTION				
46	3350295	2	HOOK=CONNECTING LINK				
47	3350155	2	BAR ASM=CONT,OUTBOARD,CENTER				
48	3352205	AR	NOZZLE=0.31,SPRAY BAR				
	3351005	AR	NOZZLE ASSEMBLY=END				
	3351008	AR	NOZZLE=0.25,SPRAY BAR				
	3352204	AR	NOZZLE=0.19,SPRAY BAR				
	3351011	AR	NOZZLE=0.12,SPRAY BAR				
	3351015	AR	NOZZLE=3/32,SPRAY BAR				
	3351013	AR	NOZZLE=0.06,SPRAY BAR				
49	3350316	AR	GASKET=NOZZLE VALVE				
50	3350576	18	VALVE ASM=CENTER TUBE				
	3350452	AR	VALVE ASM=STD,END SECTION (SEE TUC SPRAY BAR ACCESSORIES FOR PARTS BREAKDOWN OF VALVES)				
51	3350160	2	LINK=CONNECTING				
52	3350157	2	BAR ASM=CONT,INBOARD,CENTER				
53	3350159	2	LINK ASSEMBLY=CONNECTING				
54	3350182	1	ROD=CONTROL,LONG				
55	6100058	1	WASHER=MACH+BUSH,1X0.64X.12TK				
56	3350178	2	ROD END ASSEMBLY=ADJUSTABLE				
57	3350177	1	ROD=CONTROL SHORT				
58	3350583	1	STOP=BAR HINGE SECTION				
59	3350120	1	CONTROL BAR ASSEMBLY=RIGHT				

ATTENTION: Nozzles not included
with Spray Bar Sections. Nozzles
must be ordered separately.

AR = AS REQUIRED
NS = NOT SHOWN

TUC SPRAY BAR ASSEMBLY
All Flip Valves

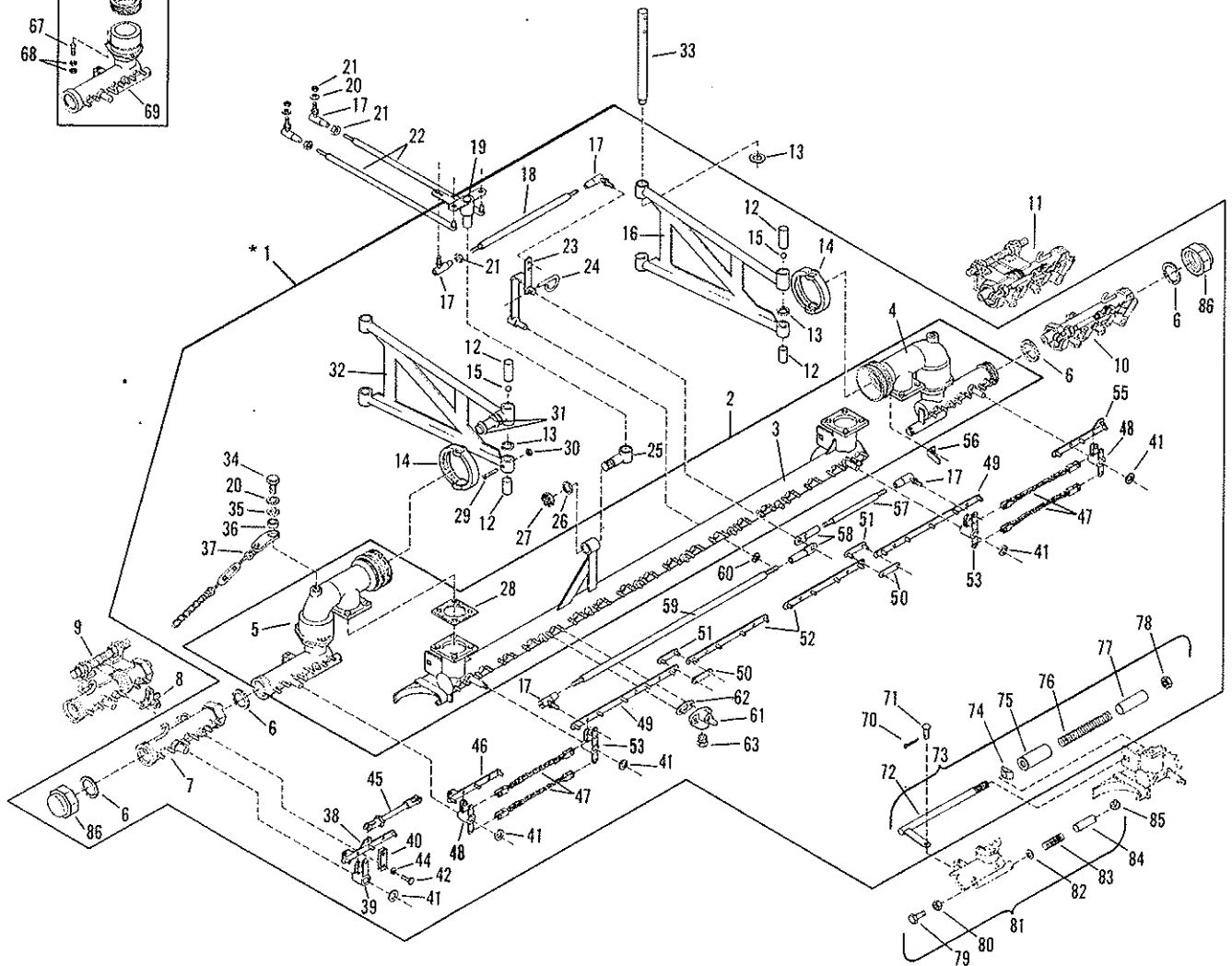


ATTENTION: Nozzles not included with Spray Bar Sections. Nozzles must be ordered separately.

*NOTE:

3350580 Section Assembly (Ref. 1) Does Not Include Nozzles (Ref. 63) or Retaining Rings (Ref. 31).

3350580 Section Assembly (Ref. 1) Includes a quantity of Two (2) 6100015 Brass Washers (Ref. 13).



See TUC Spray Bar Accessories (Page 87) for End Sections and Valves.

TUC SPRAY BAR ASSEMBLY
All Flip Valves

REF.	PART NO.	QTY.	DESCRIPTION	REF.	PART NO.	QTY.	DESCRIPTION
1	3350580	1	SECT.ASM=CTR=10 W/ALL/DISCONN.	63	3352205	AR	NOZZLE=0.31, SPRAY BAR
2	3350520	1	TUBE ASM=CTR, W/STUDS, FLIP VLVS	3351005	2		NOZZLE ASSEMBLY=END
3	7230118	1	TUBE=CENTER, W/STUDS, FLIP VLVS	3351008	AR		NOZZLE=0.25, SPRAY BAR
4	7230125	1	HINGE SECTION COMP=FLIP, RIGHT	3352204	AR		NOZZLE=0.19, SPRAY BAR
5	7230124	1	HINGE SECTION COMPL=FLIP, LEFT	3351011	AR		NOZZLE=0.12, SPRAY BAR
6	6000251	4	GASKET=2.50X2.12, COPPER ASB.	3351015	AR		NOZZLE=3/32, SPRAY BAR
7	3351251	1	TUBE ASM=LT, HOOK SECTION, FLIP	3351013	AR		NOZZLE=0.06, SPRAY BAR
	3351252	1	TUBE ASM=RT, HOOK SECT., FLIP=NS	64	7230126	1	ELBOW ASM=SPRAY BAR, LEFT
8	3350657	1	SUPT.ASM=1FT CROWN SECT W/FLPS		7230127	1	ELBOW ASM=SPRAY BAR, RIGHT =NS
9	3350418	1	SECTION ASM=CROWNING, LT, STD	65	3350131	1	SPACER=RING, SWIVEL JOINT
	3350419	1	SECTION ASM=CROWNING, RT, STD=NS	66	6309261	4	PACKING
10	3351250	1	SECTION ASM=HOOK, RIGHT	67	6000697	3	STUD=SWIVEL JOINT
	3350493	1	SECTION ASM=HOOK, LEFT =NS	68	0124829	6	NUT=HEX, JAM, 0.38NC, PD
11	3351231	1	SECTION ASM=1FT CROWN, W/FLP, RT	69	7230115	1	SWIVEL ASM=LEFT, SWIVEL KIT
	3350656	1	SECTION ASM=1FT CRN, FLIP, LT=NS		7230116	1	SWIVEL ASM=RIGHT, SWIVEL KIT=NS
12	3350138	4	PIN=CARRYING ARM	70	0137185	2	PIN=COTTER, 0.12X1.00, PD
13	6100015	4	WASHER=BRASS	71	6000399	2	RIVET=RD, HD, 0.50X1.00, DRILLED
14	3350135	2	BEARING RING=OUTER	72	3350399	2	LINE ASM=BAR RETURN
15	6000290	76	BALL=0.38, G 500 C/STL	73	3350641	2	SPRING ASM=RETURN
16	3350332	1	ARM ASSEMBLY=CARRYING, RIGHT	74	3350398	2	ROCKER=BAR RETURN
17	6100126	6	BALL JOINT=0.44=20	75	3350404	2	COVER ASM=OUTER, BAR RETURN
18	3350192	1	ROD=ADJUSTABLE CONTROL	76	3350403	2	SPRING=RETURN, BAR RETURN
19	3350186	1	TOGGLE ASSEMBLY=SWIVEL	77	3350406	2	COVER ASM=INNER, BAR RETURN
20	0120383	8	WASHER=LOCK, 0.44, SPRING, PD	78	0124589	2	NUT=HEX, 0.62NC, PD
21	0271506	8	NUT=HEX, 0.44NF, PD	79	0122433	2	SCREW=HEX, 0.50NCX1.50, GR2, PD
22	3350261	2	LINK=ADJUSTABLE CONNECTOR	80	0120283	2	SCREW=MACH, TRSL, 0.31NCX1.00, PD
23	3350169	1	LEVER ASSEMBLY=FULCRUM	81	7230112	2	LOCK ASM=PISTON RETURN
24	3350708	3	PIN=PULL	82	0120386	2	WASHER=FLAT, 0.25A, PD
25	3350183	1	BEARING ASSEMBLY=SWIVEL	83	3310353	2	SPRING=COMPRESSION
26	3350195	1	WASHER	84	3350396	2	PISTON=ACTUATING, BAR RETURN
27	0272336	1	NUT=HEX, SLOT, THICK, 0.88NF, PD	85	3350393	2	LOCK ASM=HINGE LOCK, BAR RETURN
28	3350553	2	GASKET=TUC BAR	86	3351477	2	CAP ASM=END, SPRAY BAR
29	0133063	4	SCREW=MACH, RDSL, 0.25NCX2.00, PD				
30	0120375	4	NUT=HEX, 0.25NC, PD				
31	6100121	2	RING=RETAINING				
32	3350331	1	ARM ASSEMBLY=CARRYING, LEFT				
33	3350047	2	PIN=SWIVEL, LONG				
34	0122267	2	SCREW=HEX, 0.44NCX1.25, GR2, PD				
35	0120389	2	WASHER=FLAT, 0.44A, PD				
36	3350264	2	SLEEVE=CHAIN HOLDING ASSEMBLY				
37	3350262	2	HOLDING ASSEMBLY=CHAIN				
38	3350225	1	CONTROL BAR ASM=VALVE, LEFT				
	3350226	1	CONTROL BAR ASM=VALVE, RIGHT=NS				
39	3350294	1	TOGGLE ASSEMBLY=HOOK SECTION				
40	3350324	2	GUIDE=LEVER, DETACH LEVER				
41	6000571	4	RING=RETAINING				
42	0122181	2	SCREW=HEX, 0.38NCX2.00, GR2, PD				
44	0120388	8	WASHER=FLAT, 0.375, WIDE				
45	3350567	2	LINK ASM=ADJUSTING				
46	3350119	1	CONTROL BAR ASSEMBLY=LEFT				
47	3350228	4	CHAIN CONTROL ASSEMBLY				
48	3350560	2	TOGGLE ASM=CENTER, LT, TUC BAR				
49	3350155	2	BAR ASM=CONT, OUTBOARD, CENTER				
50	3350160	2	LINK=CONNECTING				
51	3350159	2	LINK ASSEMBLY=CONNECTING				
52	3350157	2	BAR ASM=CONT, INBOARD, CENTER				
53	3350561	2	TOGGLE ASM=CENTER, RT, TUC BAR				
55	3350120	1	CONTROL BAR ASSEMBLY=RIGHT				
56	3350583	1	STOP=BAR HINGE SECTION				
57	3350177	1	ROD=CONTROL, SHORT				
58	3350178	2	ROD END ASSEMBLY=ADJUSTABLE				
59	3350182	1	ROD=CONTROL, LONG				
60	6100058	1	WASHER=MACH=BUSS, 1X0.64X.12THK				
61	3350579	18	VALVE ASM=FLIP, CENTER TUBE				
	3350488	4	VALVE ASM=FLIP, END SECTION				
	3350572	2	VALVE ASM=CORNER SWIVEL, TUC (FOR PARTS BREAKDOWN OF VALVES SEE TUC SPRAY BAR ACCESSORIES)				
62	3350316	24	GASKET=NOZZLE VALVE				

ATTENTION: Nozzles not included
with Spray Bar Sections. Nozzles
must be ordered separately.

AR = AS REQUIRED
NS = NOT SHOWN

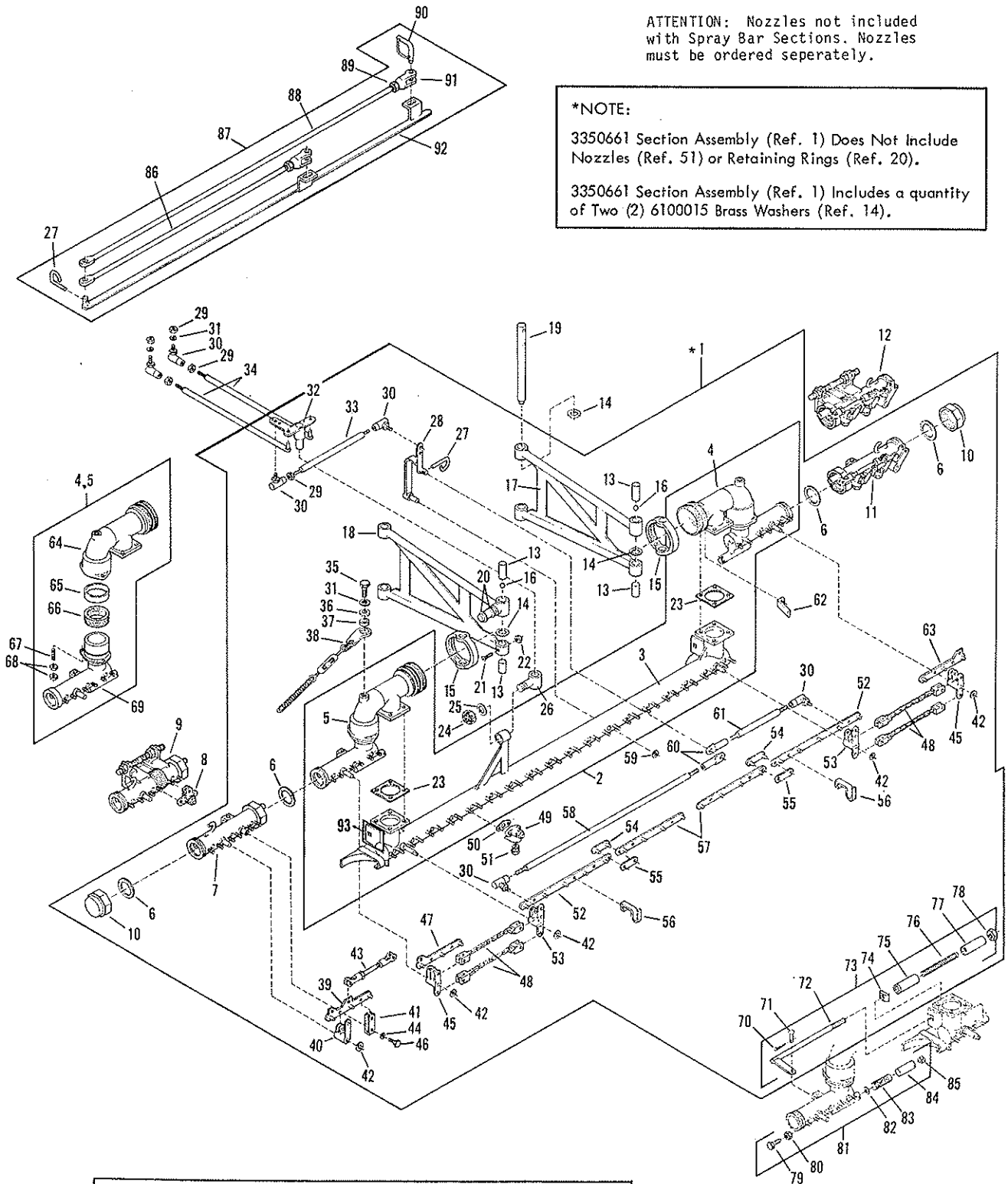
TUC SPRAY BAR ASSEMBLY
Center Section with Standard Valves
Hook Sections with Flip Valves

ATTENTION: Nozzles not included with Spray Bar Sections. Nozzles must be ordered separately.

*NOTE:

3350661 Section Assembly (Ref. 1) Does Not Include Nozzles (Ref. 51) or Retaining Rings (Ref. 20).

3350661 Section Assembly (Ref. 1) Includes a quantity of Two (2) 6100015 Brass Washers (Ref. 14).



See TUC Spray Bar Accessories (Page 87) for End Sections and Valves.

TUC SPRAY BAR ASSEMBLY
Center Section with Standard Valves - Hook Sections with Flip Valves

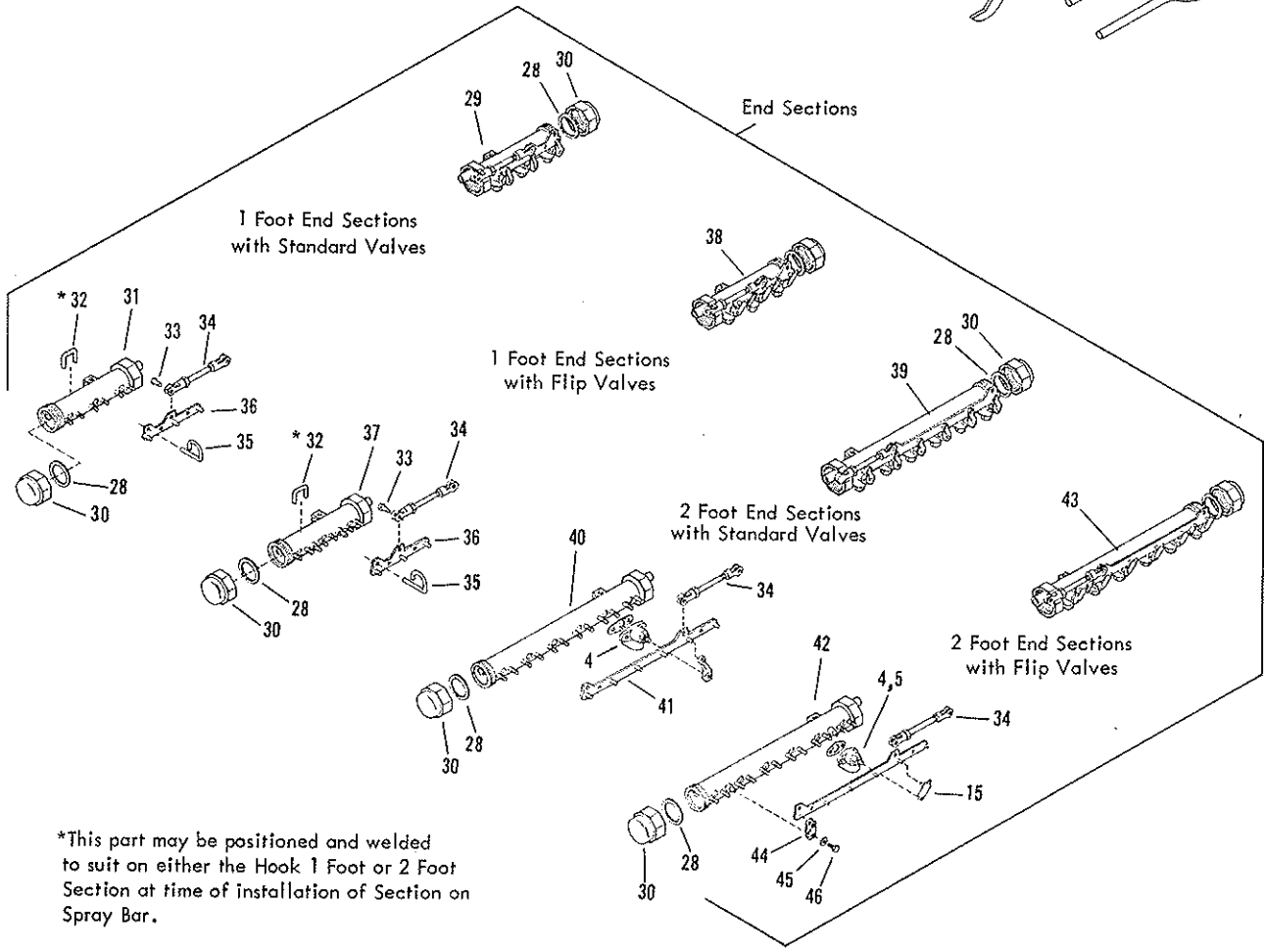
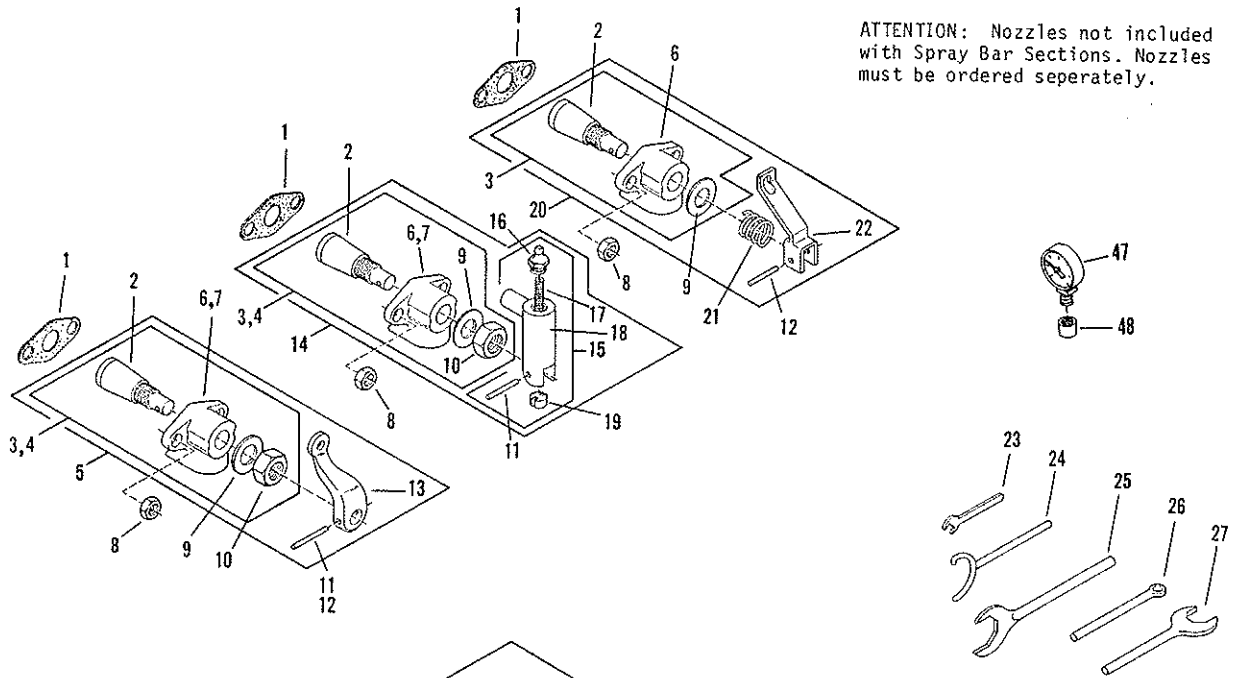
REF.	PART NO.	QTY.	DESCRIPTION	REF.	PART NO.	QTY.	DESCRIPTION
1	3350661	1	SECT. ASM=CTR, W/FLIPS ON HOOK	59	6100058	1	WASHER=MACH. BUSH, 1X0.64X.12THK
2	3351494	1	TUBE ASM=CENTR, W/STUDS, STD VLV	60	3350178	2	ROD END ASSEMBLY=ADJUSTABLE
3	7230118	1	TUBE=CENTER, W/STUDS, STD VALVES	61	3350177	1	ROD=CONTROL, SHORT
4	7230123	1	HINGE SECTION=COMPL, STD, RIGHT	62	3350583	1	STOP=BAR HINGE SECTION
5	7230122	1	HINGE SECTION=COMPL, STD, LEFT	63	3350120	1	CONTROL BAR ASSEMBLY=RIGHT
6	6000251	4	GASKET=2.50X2.12, COPPER ASB.	64	7230126	1	ELBOW ASM=SPRAY BAR, LEFT
7	3351251	1	TUBE ASM=LT, HOOK SECTION, FLIP	7230127	1	ELBOW ASM=SPRAY BAR, RIGHT =NS	
	3351252	1	TUBE ASM=RT, HOOK SECT., FLIP=NS	65	3350131	1	SPACER=RING, SWIVEL JOINT
8	3350657	1	SUPT. ASM=1FT CROWN SECT W/FLPS	66	6000265	4	PACKING
9	3350418	1	SECTION ASM=CROWNING, RT, STD	67	6000697	3	STUD=SWIVEL JOINT
	3350419	1	SECTION ASM=CROWNING, LT, STD=NS	68	0124829	6	NUT=HEX, JAM, 0.38NC, PD
10	3351477	2	CAP ASM=END, SPRAY BAR	69	7230113	1	SWIVEL ASM=LEFT, STD, KIT
11	3351250	1	SECTION ASM=HOOK, RIGHT	7230114	1	SWIVEL ASM=RIGHT, STD, KIT =NS	
	3350493	1	SECTION ASM=HOOK, LEFT =NS	70	0137185	2	PIN=COTTER, 0.12X1.00, PD
12	3351231	1	SECTION ASM=1FT CROWN, W/FLP, RT	71	6000399	2	RIVET=RD, HD, 0.50X1.00, DRILLED
	3350656	1	SECTION ASM=1FT CRN, FLIP, LT=NS	72	3350399	2	LINE ASM=BAR RETURN
13	3350138	4	PIN=CARRYING ARM	73	3350641	2	SPRING ASM=RETURN
14	6100015	4	WASHER=BRASS	74	3350398	2	ROCKER=BAR RETURN
15	3350135	2	BEARING RING=OUTER	75	3350404	2	COVER ASM=OUTER, BAR RETURN
16	6000290	76	BALL=0.38, G 500 C/STL	76	3350403	2	SPRING=RETURN, BAR RETURN
17	3350332	1	ARM ASSEMBLY=CARRYING, RIGHT	77	3350406	2	COVER ASM=INNER, BAR RETURN
18	3350331	1	ARM ASSEMBLY=CARRYING, LEFT	78	0124589	2	NUT=HEX, 0.62NC, PD
19	3350047	2	PIN=SWIVEL, LONG	79	0122433	2	SCREW=HEX, 0.50NCX1.50, GR2, PD
20	6100121	2	RING=RETAINING	80	0120283	2	SCREW=MACH, TRSL, 0.31NCX1.00, PD
21	0133063	4	SCREW=MACH, RDSL, 0.25NCX2.00, PD	81	7230112	2	LOCK ASM=PISTON RETURN
22	0120375	4	NUT=HEX, 0.25NC, PD	82	0120386	2	WASHER=FLAT, 0.25A, PD
23	3350553	2	GASKET=TUC BAR	83	3310353	2	SPRING=COMPRESSION
24	0272336	1	NUT=HEX, SLOT, THICK, 0.88NF, PD	84	3350396	2	PISTON=ACTUATING, BAR RETURN
25	3350195	1	WASHER	85	3350393	2	LOCK ASM=HINGE LOCK, BAR RETURN
26	3350183	1	BEARING ASSEMBLY=SWIVEL	86	3350288	1	LINK ASM=CONN, SHORT, RIGHT
27	3350708	3	PIN=PULL	87	3350285	1	LINK ASM=CARR, SHOULDER ATTC
28	3350169	1	LEVER ASSEMBLY=FULCRUM	88	3350286	1	LINK ASM=CONNECTING, LONG, LEFT
29	0271506	13	NUT=HEX, 0.44NF, PD	89	0120378	AR	NUT=HEX, 0.50NC, PD
30	6100126	6	BALL JOINT=0.44=20	90	3350799	1	PIN ASSEMBLY=CLEVIS
31	0120383	8	WASHER=LOCK, 0.44, SPRING, PD	91	3390072	AR	TURNBUCKLE=0.50, MILLED
32	3350186	1	TOGGLE ASSEMBLY=SWIVEL	92	3350290	1	PLATE ASSEMBLY=ANCHOR
33	3350152	1	ROD=ADJUSTABLE CONTROL	93	3350388	1	Fulcrum Bar Return Crescent, LT
34	3350261	2	LINK=ADJUSTABLE CONNECTOR	3351732	1	Fulcrum Bar Return Crescent, RT	
35	0122267	2	SCREW=HEX, 0.44NCX1.25, GR2, PD				
36	0120389	2	WASHER=FLAT, 0.44A, PD				
37	3350264	2	SLEEVE=CHAIN HOLDING ASSEMBLY				
38	3350262	2	HOLDING ASSEMBLY=CHAIN				
39	3350225	AR	CONTROL BAR ASM=VALVE, LEFT				
	3350226	AR	CONTROL BAR ASM=VALVE, RIGHT=NS				
40	3350294	1	TOGGLE ASSEMBLY=HOOK SECTION				
41	3350324	AR	GUIDE=LEVER, DETACH LEVER				
42	6000571	AR	RING=RETAINING				
43	3350567	2	LINK ASM=ADJUSTING				
44	0120388	AR	WASHER=FLAT, 0.375, WIDE				
45	3350136	2	TOGGLE ASSEMBLY				
46	0122181	AR	SCREW=HEX, 0.38NCX2.00, GR2, PD				
47	3350119	1	CONTROL BAR ASSEMBLY=LEFT				
48	3350228	4	CHAIN CONTROL ASSEMBLY				
49	3350576	18	VALVE ASM=STD, CENTER TUBE				
	3350452	6	VALVE ASM=STD, END SECTION				
	3350488	AR	VALVE ASM=FLIP, END SECTION (FOR PARTS BREAKDOWN OF VALVES SEE TUC SPRAY BAR ACCESSORIES)				
50	3350316	24	GASKET=NOZZLE VALVE				
51	3352205	AR	NOZZLE=0.31, SPRAY BAR				
	3351005	2	NOZZLE ASSEMBLY=END				
	3351008	AR	NOZZLE=0.25, SPRAY BAR				
	3352204	AR	NOZZLE=0.19, SPRAY BAR				
	3351011	AR	NOZZLE=0.12, SPRAY BAR				
	3351015	AR	NOZZLE=3/32, SPRAY BAR				
	3351013	AR	NOZZLE=0.06, SPRAY BAR				
52	3350155	2	BAR ASM=CONT, OUTBOARD, CENTER				
53	3350162	2	TOGGLE ASM=CENTER SECTION				
54	3350159	2	LINK ASSEMBLY=CONNECTING				
55	3350160	2	LINK=CONNECTING				
56	3350295	2	HOOK=CONNECTING LINK				
57	3350157	2	BAR ASM=CONT, INBOARD, CENTER				
58	3350182	1	ROD=CONTROL, LONG				

ATTENTION: Nozzles not included with Spray Bar Sections. Nozzles must be ordered seperately.

AR = AS REQUIRED
NS = NOT SHOWN

TUC SPRAY BAR ACCESSORIES

ATTENTION: Nozzles not included with Spray Bar Sections. Nozzles must be ordered separately.



*This part may be positioned and welded to suit on either the Hook 1 Foot or 2 Foot Section at time of installation of Section on Spray Bar.

TUC SPRAY BAR ACCESSORIES

REF.	PART NO.	QTY.	DESCRIPTION	REF.	PART NO.	QTY.	DESCRIPTION
1	3350316	AR	GASKET=NOZZLE VALVE	29	3350457	AR	SECTION=1FT,RT,STANDARD VLV,TUC
2	3350454	AR	PLUG=NOZ.VLV,W/3.50 TAPER,SECT	3350456	AR	SECTION=1FT,LT,STANDARD,TUC=NS	
3	3351572	1	VALVE ASM=1.1562 RAD.,TUC	30	3351477	2	CAP ASM=END,SPRAY BAR
4	3351573	AR	VALVE ASM=1.406 RAD.,TUC CENTR	31	3350221	AR	TUBE ASM=1FT,LEFT,STANDARD VLV
5	3350576	18	VALVE ASM=STD,CENTER TUBE	3350222	AR	TUBE ASM=1FT,RIGHT,STANDARD=NS	
	3350452	AR	VALVE ASM=STD,END SECTION	32	3350346	1	BRACKET=BAR,BAR HOLD CLAMP
6	3350453	AR	BODY=VALVE,NOZZLE,1.156 RAD	33	6000423	AR	RIVET=0.25X0.75LG,DRILLED
7	3350577	AR	BODY=VALVE,1.406RAD,TUC CENTER	34	3350567	AR	LINK ASM=ADJUSTING
8	0120376	AR	NUT=HEX,0.31NC,PD	35	3350708	AR	PIN=PULL
9	3351620	AR	WASHER=VALVE NOZZLE SPRAY BAR	36	3350225	AR	CONTROL BAR ASM=VALVE,LEFT
10	0274637	AR	NUT=HEX,LOCK,0.50NF,EA,GRA,PD	3350226	AR	CONTROL BAR ASM=VALVE,RIGHT=NS	
11	0443139	AR	PIN=GROOVED,0.16X0.75,E,PD	37	3351253	AR	TUBE ASM=1FT,LEFT,FLIP VALVES
12	6100233	AR	PIN=GROOVED,DRIV=LOCK .156X1C	3351254	AR	TUBE ASM=1FT,RIGHT,FLIP VLV=NS	
13	3350455	AR	LEVER=NOZ VALVE,W/3.5 TAPER	38	3350490	AR	SECTION=1FT,RT,FLIP VALVES
14	3350579	18	FLIP VALVE ASM=CENTER TUBE	3350489	AR	SECTION=1FT,LT,FLIP VALVES =NS	
	3350488	AR	FLIP VALVE ASM=END SECTION	39	3350459	AR	SECTION=2FT,RIGHT,STD VALVES
15	3352381	AR	LEVER ASM=DETACH,NOZZLE VALVE	3350458	AR	SECTION=2FT,LEFT,STD VALVES=NS	
16	6001009	AR	FITTING=LUBE,ST,0.12PTFX0.69PN	40	3350198	AR	TUBE ASM=LEFT,2FT,STANDARD VLV
17	3350319	AR	SPRING=DETACH LVR,SB NOZZLE	3350199	AR	TUBE ASM=RIGHT,2FT,STD VLV =NS	
18	3352380	AR	LEVER ASM=DETACH,NOZZLE VALVE	41	3350204	AR	CONTROL BAR ASM=LEFT
19	3352379	AR	PLUNGER=DETACH LVR,SB NOZZLE	3350205	AR	CONTROL BAR ASM=RIGHT =NS	
20	3350572	2	VALVE ASM=CORNER SWIVEL,TUC	42	3351244	AR	TUBE ASM=2FT,LEFT,FLIP VALVES
21	3350704	2	SPRING=VALVE	3351245	AR	TUBE ASM=2FT,RIGHT,FLIP VLV=NS	
22	3350573	AR	LEVER ASM=CORNER SWIVEL VALVE	43	3350492	AR	SECTION=2FT,RIGHT,FLIP VALVES
23	6000376	1	WRENCH=NO.5 ARMSTRONG	3350491	AR	SECTION=2FT,LEFT,FLIP VLV=NS	
24	3380081	1	WRENCH ASM=SPANNER,BALL JOINT	44	3350324	AR	GUIDE=LEVER,DETACH LEVER
25	3380079	1	WRENCH ASM=2IN UNION NUT	45	0120388	AR	WASHER=FLAT,0.375,WIDE
26	3380090	1	PIN ASSEMBLY=ALIGNING	46	0122181	AR	SCREW=HEX,0.38NCX2.00,GR2,PD
27	3380092	1	WRENCH ASSEMBLY=1.50 UNION	47	6600196	AR	Gauge=Press, 2", 100 lbs
28	6000251	AR	GASKET=2.50X2.12,COPPER ASB.	48	0105409	AR	Coupling=Pipe, 0.25NPT, PN

ETNYRE SPRAYBAR NOZZLES

Part Number	Description	Application Per Square Yard	Application (Metric) Liters per Sq. Meter	Flow - Gal. per Min. Per Foot
3351013 **	1/16" Coin Slot	.05 - .20	.19 - .75	3 to 4.5
3351008	S36-4 V Slot	.10 - .35	.38 - 1.30	4 to 7.5
3351009	S36-5 V Slot	.18 - .45		7 to 10
3352368	Multi-Material V Slot	.15 - .40	.57 - 1.50	6 to 9
3351015	3/32" Coin Slot	.15 - .40	.57 - 1.50	6 to 9
3351011 ++	1/8" Coin Slot	.20 - .55		9 to 12
3351006 ++	1/8" End Nozzle	.20 - .55		9 to 12
3352204 *	Multi-Material V Slot	.35 - .95		
3352205 *	Multi-Material V Slot	.20 - .55	.75 - 2.08	7.5 to 12
3351014	3/16" Coin Slot	.35 - .95	1.30 - 3.60	12 to 21
3352204	Multi-Material V Slot	.35 - .95	1.30 - 3.60	12 to 21
3352210	3352205 End Nozzle	.20 - .55	.75 - 2.08	7.5 to 12
3351010	1/4" Coin Slot	.40 - 1.10	1.50 - 4.16	15 to 24

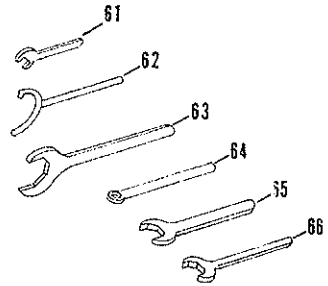
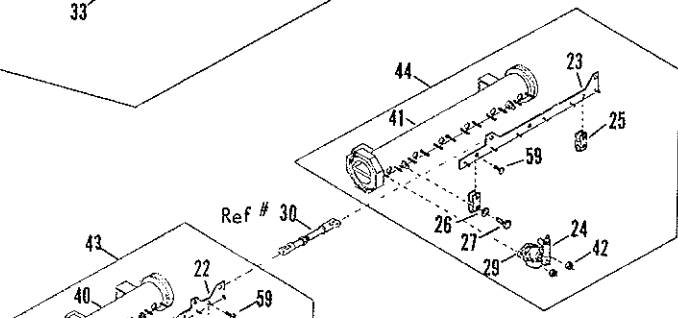
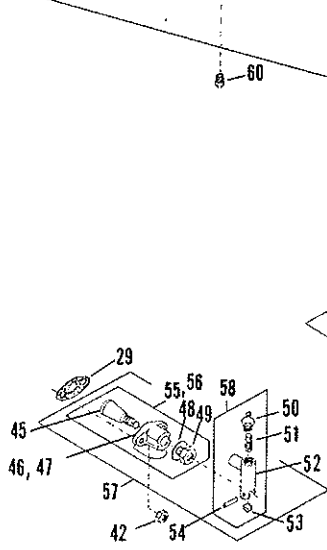
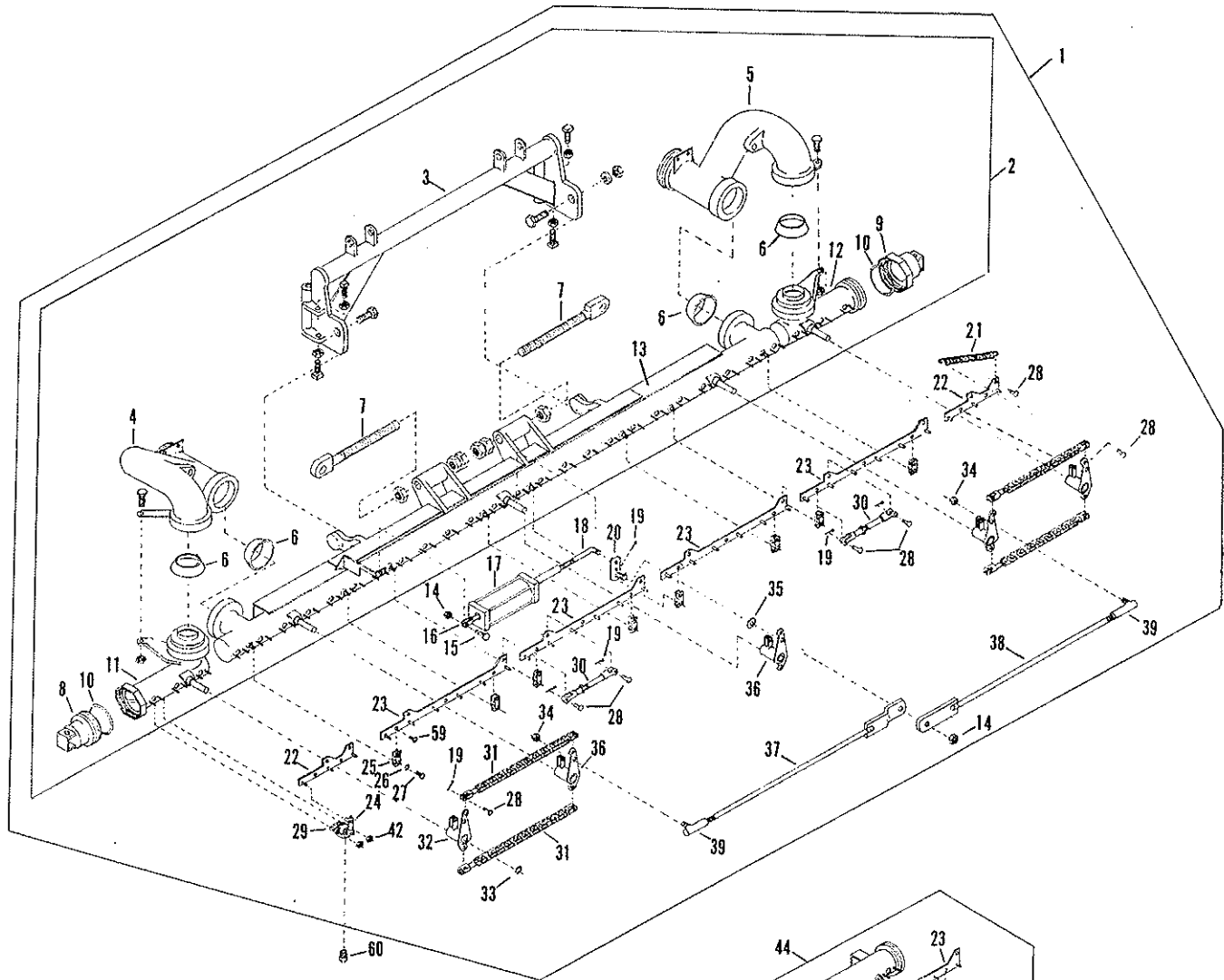
* Recommended nozzles for seal and chip with emulsified asphalts.

** For fog application prior to laying a hot mix mat.

++ Discontinued nozzles.

NS = NOT SHOWN
AR = AS REQUIRED

SPRAYBAR ASSEMBLY
SAM TYPE, GANG ON/OFF



ATTENTION: Nozzles not included with Spray Bar Sections. Nozzles must be ordered separately.

SPRAYBAR ASSEMBLY
SAM TYPE, GANG ON/OFF

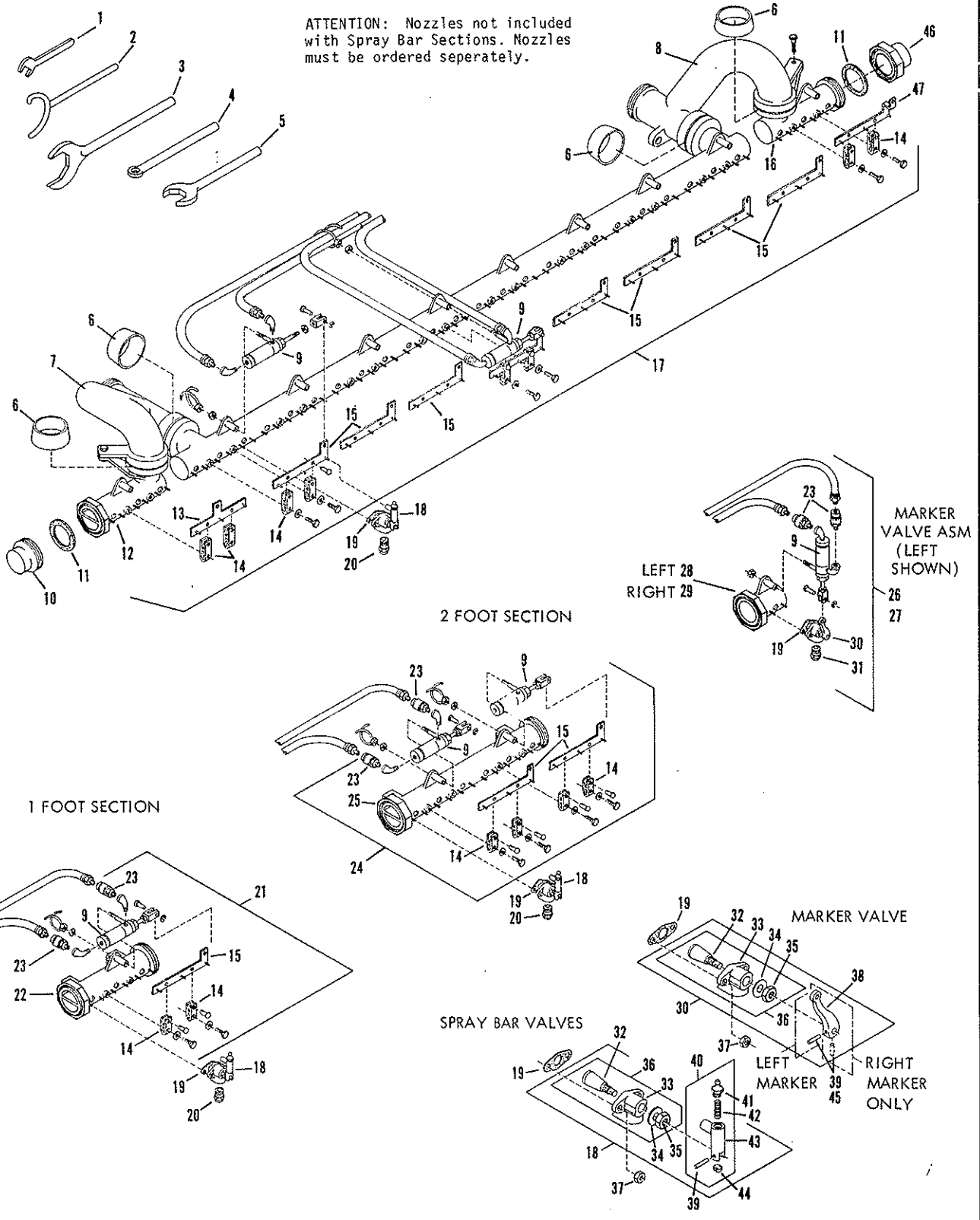
REF.	PART NO.	QTY.	DESCRIPTION	REF.	PART NO.	QTY.	DESCRIPTION
1	3352475	1	Spraybar Asm-Ctr, 10 Ft, Gang, Sam	60	3351008	AR	Nozzle-1/4, Spraybar
2	3352471	1	Welding Asm-Spbar, Ctr, 10 Ft, Sam		3352204	AR	Nozzle-3/16, Spraybar
3	3352470	1	Carry Asm-Spraybar, Mech, Gang		3351011	AR	Nozzle-1/8, Spraybar
4	7230197	1	Hinge-End, Ft, Asm, Spbar, Sam, 10 Ft.		3351013	AR	Nozzle-1/16, Spraybar
5	7230196	1	Hinge-End, Lt, Asm, Spbar, Sam, 10 Ft.		3351015	AR	Nozzle-.093, Spraybar
6	3352251	4	Liner-Swivel Joint, Spraybar		3352205	AR	Nozzle-5/16, Spraybar
7	3360863	2	Rod End Asm-Cylinder Mt, Sam	61	6000376	1	Wrench-#5 Armstrong
8	3352216	1	End Cap Asm, Spraybar Lt.	62	3380081	1	Wrench Asm-Spanner, Ball Joint
9	3352217	1	End Cap Asm, Spraybar Rt.	63	3380443	1	Wrench-Open End, 4.25, Sam
10	3352214	2	Gasket-3.50 x 3.00, Copper ASB	64	3380090	1	Pin Assembly Aligntng
11	7230195	1	Bar End, Lt., Sam, Spbar, Sam, 10 Ft.	65	3380459	1	Wrench-Open End 2.00, Sam
12	7230194	1	Bar End, Rt, Asm, Spbar, Sam, 10 Ft.	66	3380442	1	Wrench-Open End, 1.25, Sam
13	7230209	1	Bar Ctr Asm Sam, Gang ON/OFF 8 Ft.				
14	9413947	2	Nut-Hex, Lock, 0.44NC, EA, PD				
15	0122279	1	Screw-Hex, 0.44NC x 1.50, GR 2, PD				
16	6600296	1	Yoke-Cyl, HD, MIDLND #N-13-X-669				
17	3360795	1	Cylinder Asm-Air, Dst Control				
18	3320411	1	Link-Conn, Bar ON/OFF				
19	0103376	17	Pin-Cotter, 0.09 x 1.50, PD				
20	3352463	1	Extension Asm-Toggle Arm				
21	6001146	1	Spring-Extension, 0.75 x OD x 4.00				
22	3350226	2	Control Bar Asm-Valve				
23	3352473	4	Bar Asm-Cntrl, Vlv, Ctr, Lt, Gang				
24	3350579	30	Flip Valve Asm-Center Tube				
25	3350324	8	Guide-Lever, Detach Lever				
26	0120388	8	Washer-Flat, 0.375, Wide				
27	0122181	8	Screw-Hex, 0.38NC x 2.00, GR2, PD				
28	6000397	17	Rivet-RD.HD, 0.25 x 0.88, Drilled				
29	3350316	30	Gasket-Nozzle Valve				
30	3350567	2	Link Asm-Adjusting				
31	3352476	4	Chain Asm-Spraybar, Gang, Sam				
32	3352454	2	Toggle Asm-Rt, Spraybar				
33	6000571	5	Ring-Retaining, Truarc 5160-87				
34	0274636	2	Nut-Hex, Lock, 0.44NF, EA, PD				
35	0120389	3	Washer-Flat, 0.44 A(0.50 x 1.25)PD				
36	3352453	3	Toggle Asm-Lt, Spraybar				
37	3352467	1	Rod Asm-Control, OFFSET				
38	3352466	1	Rod Asm-Control				
39	6100126	2	Joint-Ball 0.44NF, #SR-110G				
40	3352215	1	Tube Asm-Basic, 1 Ft. Sam				
41	3352218	1	Tube Asm-Basic, 2 FT. Sam				
42	0120376	60	Nut-Hex, 0.31NC, PD				
43	3352409	AR	Bar Ext-Sam 1 Ft. Gang ON/OFF				
44	3352410	AR	Bar Ext-Sam 2 Ft. Gang ON/OFF				
45	3350454	AR	Plug-Noz. Vlv, W/3.50 Taper, Sect				
46	3350453	AR	Body-Valve, Nozzle, 11156 RAD				
47	3350577	AR	Body-Valve, 1.406 RAD, TUC, Center				
48	3351620	AR	Washer-Valve, Nozzle Spraybar				
49	0274637	AR	Nut-Hex, Lock, 0.50NF, EA, GRA, PD				
50	6001009	AR	Fitting-Lube ST, 0.12PTF x 0.69 PN				
51	3350319	AR	Spring-Detach, Lvr, S8 Nozzle				
52	3352380	AR	Lever Asm-Detach, Nozzle Valve				
53	3352379	AR	Plunger-Detach Lvr, S8 Nozzle				
54	0443139	AR	Pin-Grooved, 0.16 x 0.75, E, PD				
55	3351572	AR	Valve Asm-1.1562 RAD, TUC				
56	3351573	AR	Valve Asm-1.406 RAD, TUC Ctr				
57	3350579	AR	Flip Valve Asm-Ctr Tube				
58	3352381	AR	Lever Asm-Detach, Nozzle Valve				
59	0133046	8	Screw-Mach, RDSL, 0.25NC x 0.88, PD				

ATTENTION: Nozzles not included with Spray Bar Sections. Nozzles must be ordered seperately.

AR = AS REQUIRED

SPRAY BAR ASSEMBLY
SAM TYPE W/1 FT CONTROLS

ATTENTION: Nozzles not included with Spray Bar Sections. Nozzles must be ordered seperately.



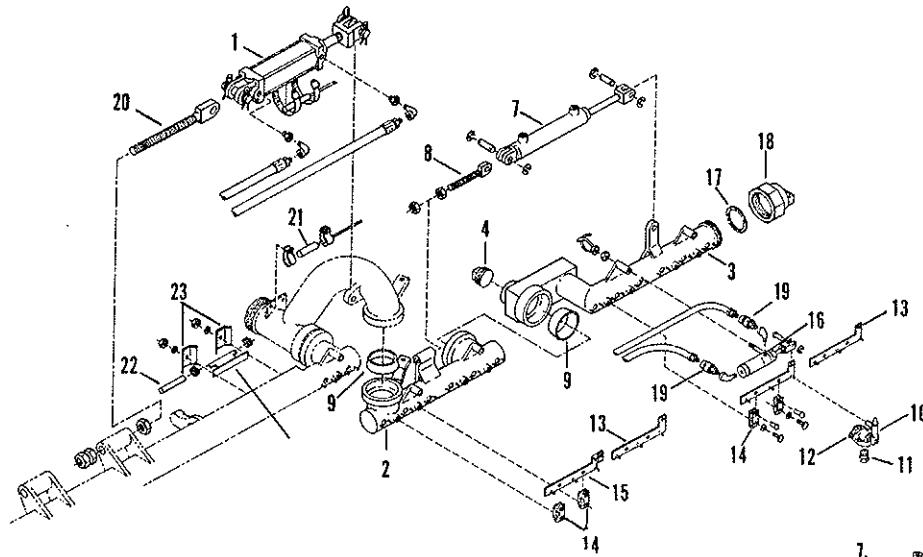
SPRAY BAR ASSEMBLY
SAM TYPE W/1 FT CONTROLS

REF.	PART NO.	QTY.	DESCRIPTION	REF.	PART NO.	QTY.	DESCRIPTION
1	3380442	1	WRENCH-OPEN END,1.25,SAM				
2	3380081	1	WRENCH ASM-SPANNER,BALL JOINT				
3	3380443	1	WRENCH-OPEN END,4.25,SAM				
4	3380090	1	PIN ASSEMBLY-ALIGNING				
5	3380459	1	WRENCH-OPEN END 2.00IN,SAM				
6	3352251	4	LINER-SWIVEL JOINT,SPRAYBAR				
7	3352285	1	HINGE ASM-LEFT,SPRAY BAR,SAM				
8	3352284	1	HINGE ASM-RIGHT,SPRAY BAR,SAM				
9	6601768	AR	CYLINDER-AIR,1.06X2				
10	3352216	1	END CAP ASM-SPRAY BAR,LEFT				
11	3352214	AR	GASKET-3.50X3.00XCOPPER ASB.				
12	3352232	1	END SECTION ASM-SPRAY BAR,LH				
13	3352264	1	BUSS BAR ASM-LEFT END				
14	3352259	AR	GUIDE LEVER ASM.				
15	3352219	AR	BUSS BAR ASM-SPRAY BAR,SAM				
16	3352233	1	END SECTION ASM-SPRAY BAR,RH				
17	3352283	1	SPRAY BAR ASM-10FT CENTER,SAM				
18	3350579	AR	FLIP VALVE ASM-CENTER TUBE				
19	3350316	AR	GASKET-NOZZLE VALVE				
20	3352205	AR	NOZZLE-5/16, SPRAY BAR				
	3351008	AR	NOZZLE-1/4, SPRAY BAR				
	3352204	AR	NOZZLE-3/16, SPRAY BAR				
	3351011	AR	NOZZLE-1/8, SPRAY BAR				
	3351015	AR	NOZZLE-.093 SPRAY BAR				
	3351013	AR	NOZZLE-1/16, SPRAY BAR				
21	3352289	AR	SPRAY BAR ASM-1FT EXTEN.,SAM				
22	3352215	AR	TUBE ASM-BASIC,1 FOOT,SAM				
23	6601820	AR	NIPPLE-QUICK CONNECT,1/4 HOSE				
	6601821	AR	COUPLING-QUICK CONNECT,1/4 NPT				
24	3352288	AR	SPRAY BAR ASM-2FT EXTEN.,SAM				
25	3352218	AR	TUBE ASM-BASIC,2FOOT,SAM				
26	3352286	1	MARKER ASM-LEFT,SPRAY BAR,SAM				
27	3352287	1	MARKER ASM-RIGHT,SPRAY BAR,SAM				
28	3352221	1	TUBE ASM-MARKER,LEFT,SAM				
29	3352220	1	TUBE ASM-MARKER,RIGHT,SAM				
30	3350452	2	VALVE ASM-STD,END SECTION				
31	3351005	2	NOZZLE ASSEMBLY-END				
32	3350454	1	PLUG-NOZ.VLV,W/3 1/2 TAPR,SECT				
33	3350453	1	BODY-VALVE,NOZZLE,1.156 RAD				
	3350577	1	BODY-VALVE,NOZZLE,1.406 RAD				
34	3351480	1	WASHER-USE 3351620				
35	0274637	1	NUT-HEX,LOCK,0.50NF,EA,GR,PD				
36	3351572	1	VALVE ASM-1.1562 RAD,TUC				
	3351573	1	VALVE ASM-1.406 RAD.,TUC CNTR				
37	0120376	AR	NUT-HEX,0.31NC,PD				
38	3350455	1	LEVER-NOZ VALVE,W/3.5 TAPER				
39	0443139	1	PIN-GROOVED,0.16X0.75,E,PD				
40	3351241	1	LEVER ASM-DETACH,VALVPO0022581				
41	0127800	1	FITTING-LUBE,ST,0.12PTFX0.69PN				
42	3350319	1	SPRING-DETACH LVR S8 NOZZLE				
43	3350318	1	LEVER ASM-DETACH,NOZZLE VALVE				
44	3350325	1	PLUNGER-DETACH LVR S8 NOZZLE				
45	6100233	1	PIN-GROOVED,DRIV-LOCK .156X1C				
46	3352217	1	END CAP ASM-SPRAY BAR,RIGHT				
47	3352268	1	BUSS BAR ASM-RT HINGE SECTION				

ATTENTION: Nozzles not included with Spray Bar Sections. Nozzles must be ordered separately.

AR = AS REQUIRED

OPTIONAL SPRAY BAR MULTIPLE FOLDING WINGS
BT/SAM BT W/SAM TYPE SPRAY BAR

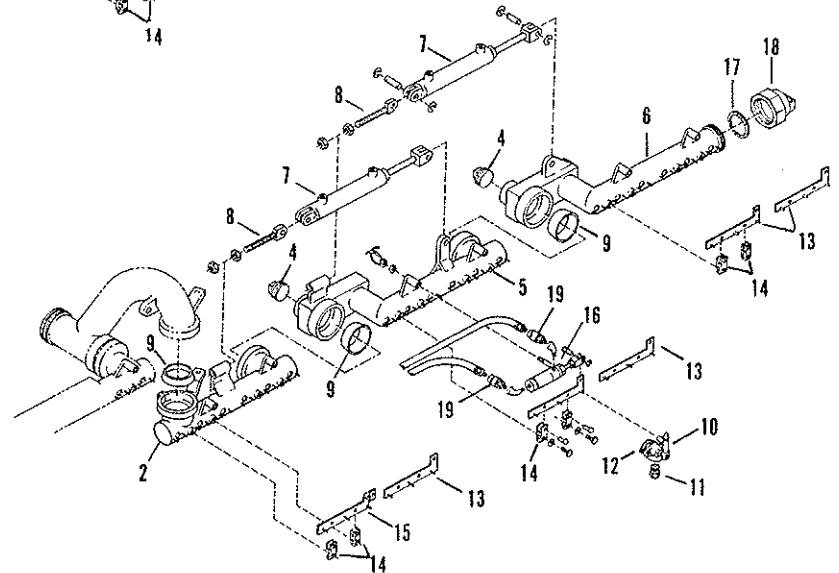


3352365 Spray Bar Asm
- 16 Ft, Double Fold

RIGHT SIDE SHOWN

3352366 Spray Bar Asm
- 20 Ft, Triple Fold

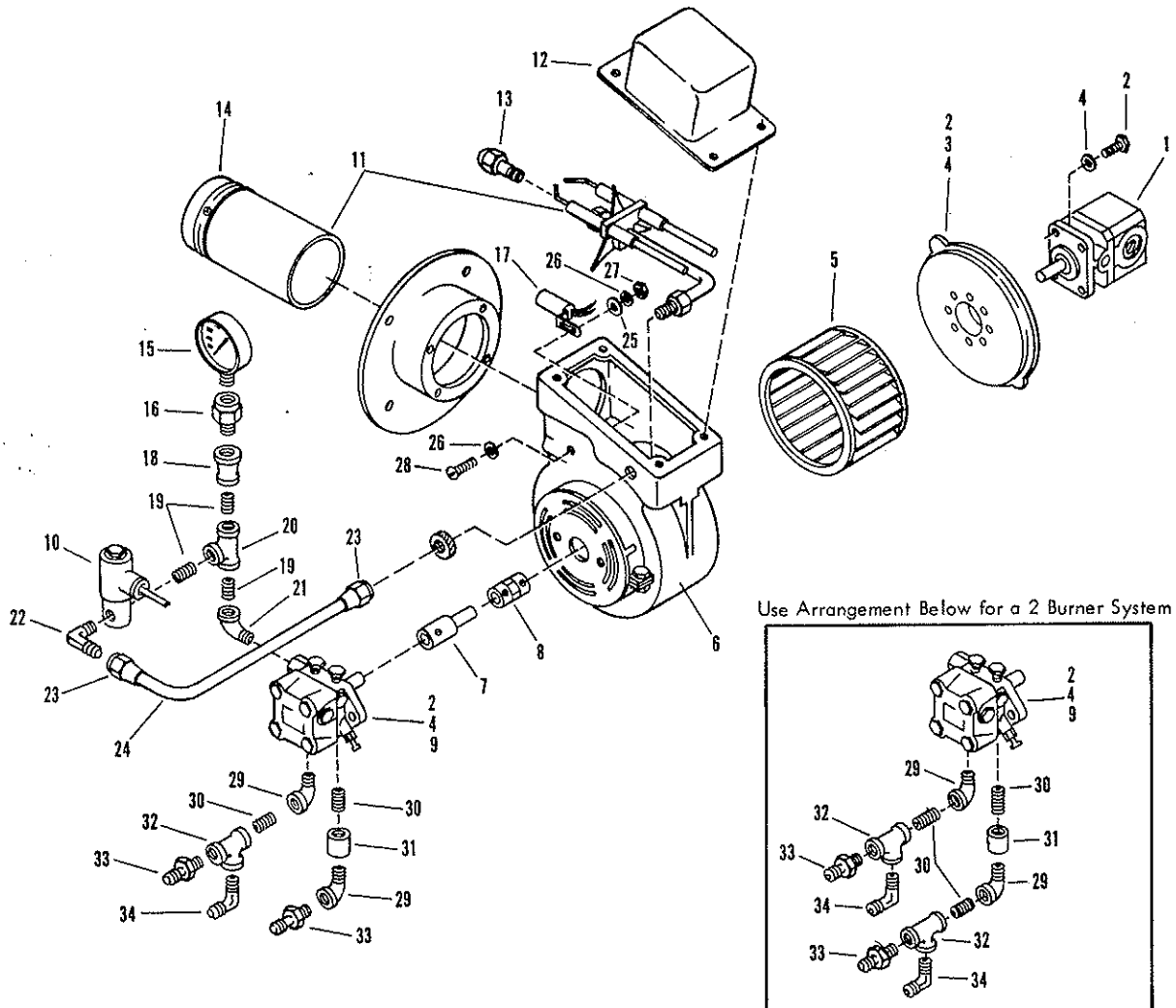
RIGHT SIDE SHOWN



ATTENTION: Nozzles not included
with Spray Bar Sections. Nozzles
must be ordered separately.

REF.	PART NO.	QTY.	DESCRIPTION	REF.	PART NO.	QTY.	DESCRIPTION
1	6601775	2	Cylinder-Hydraulic, 2 x 12	13	3352219	AR	Bus Bar Asm-Spray Bar, SAM
2	7230186	1	Hinge Section-Right (shown)	14	3352259	AR	Guide Lever Asm
	7230185	1	Hinge Section-Left (NS)	15	3352268	1	Bus Bar Asm-RT Hinge Section
3	7230188	1	Wing Asm-Right (Shown)		3352264	1	Bus Bar Asm-Left End
	7230187	1	Wing Asm-Left (NS)	16	6601768	AR	Cylinder-Air, 1.06 x 2
4	0219309	2	Plug-Pipe, 2"	17	3352214	2	Gasket-3.50 x 3, Copper Asb.
5	7230190	1	Middle Wing Asm-Right (Shown)	18	3352217	1	End Cap Asm-Spray Bar, Right
	7230189	1	Middle Wing Asm-Left (NS)		3352216	1	End Cap Asm-Spray Bar, Left
6	7230192	1	End Wing Asm-Triple Fold, Right	19	6601820	AR	Nipple-Quick Connect, 1/4
	7230191	1	End Wing Asm-Triple Fold, Left (NS)		6601821	AR	Coupling-Quick Connect, 1/4 NPT
7	6602011	AR	Cylinder Asm-Wing Fold	20	3360863	2	Rod End Asm-Cylinder Mt., SAM
	7420232	AR	Seal Kit-Wing Fold Cylinder	21	6701869	2	Switch-Mercury, 5 Amp
8	3352358	AR	Rod End-Wing Fold Cylinder	22	6701832	2	Switch-SPDT, Magnetic, 3 Amp
9	3352251	AR	Liner-Swivel Joint, Spray Bar	23	3370147	4	Clamp-Mtg. Brkt., Mag, Switch
10	3350579	AR	Flip Valve Asm-Center Tube	24	3370148	2	Brkt Asm-Mtg, Mag, Switch
	3350488	AR	Valve Asm-Flip, End Section				
11	3350316	AR	Gasket-Nozzle Valve				
12	3351009	AR	Nozzle-5/16				AR = AS REQUIRED
	3351008	AR	Nozzle-1/4				NS = NOT SHOWN
	3351014	AR	Nozzle-3/16				
	3351011	AR	Nozzle-1/8				
	3351015	AR	Nozzle-.093				
	3351013	AR	Nozzle-1/16				

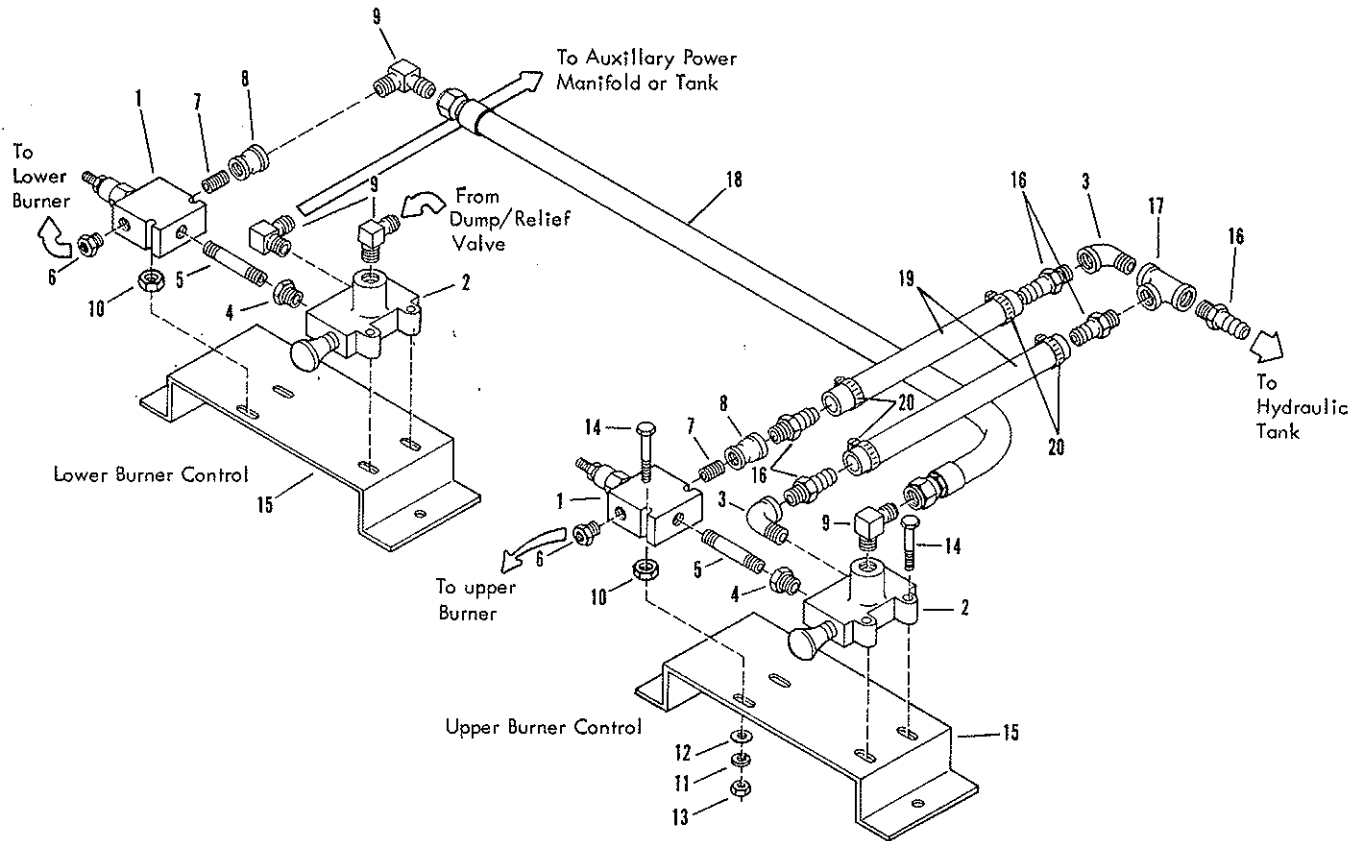
HI PRESSURE (FUEL OIL) BURNER INSTALLATION



REF.	PART NO.	QTY.	DESCRIPTION	REF.	PART NO.	QTY.	DESCRIPTION
1	6601961	1	Motor-Hyd, .065 cu.in., LH	23	0120704	2	Nut-Flared Tube, 0.18 X 0.81
2	0122007	8	Screw-Hex, 0.31NC X 0.75	24	6309067	1 Ft	Tube-0.19 Copper, Per Foot
3	3331257	1	Plate-Motor Mount, Beckett Burn	25	0120386	1	Washer-Flat, 0.25
4	0120214	1	Washer-Lock, 0.31, Spring	26	0120391	2	Washer-Flat, 0.19
5	6500345	1	Blower Wheel - Burner, 6.25 Dia.	27	6100137	1	Nut-Hex, Lock, 10NC
6	6500343	1	Housing Asm-Burner, Hi Press	28	0120620	1	Screw-Mach, 10NC X 0.75
7	3331263	1	Shaft-Burner, Beckett	29	0105423	2	Elbow-St., 0.25NPT
8	6601956	1	Coupling-Type L, 0.50 In.	30	0105405	AR	Nipple-Pipe, 0.25NPT
9	6500347	1	Pump-Fuel, Burner, Hi Press	31	0105409	1	Coupling-Pipe, 0.25NPT
10	6500335	1	Valve-Fuel Oil, 12V NC, 0.12NPT	32	0105417	2	Tee-Pipe, 0.25NPT
11	6500337	1	Burner Air Tube-Comb.	33	0118750	2	Adapter-Auto, St, 04MP-06MS
12	6500344	1	Transformer-Ignition	34	0118755	2	Elbow-Auto, 90, 04MP-06MS
13	6500350	1	Nozzle-Burner, 3.0 GPH, 80, S-S				
14	6500351	1	Burner Head - No. F-313				
15	6600168	1	Gauge-Pressure				
16	6600874	1	Snubber				
17	6500346	1	Cad Cell-Burner, Hi Press				
18	0119930	1	Bushing-Red., 0.25X0.12				
19	0105404	3	Nipple-Pipe, 0.12NPT				
20	0105416	1	Tee-Pipe, 0.12NPT				
21	0105422	1	Elbow-St, 0.12NPT				
22	6200362	1	Elbow-90, 0.19 Tube X 0.12NPT				

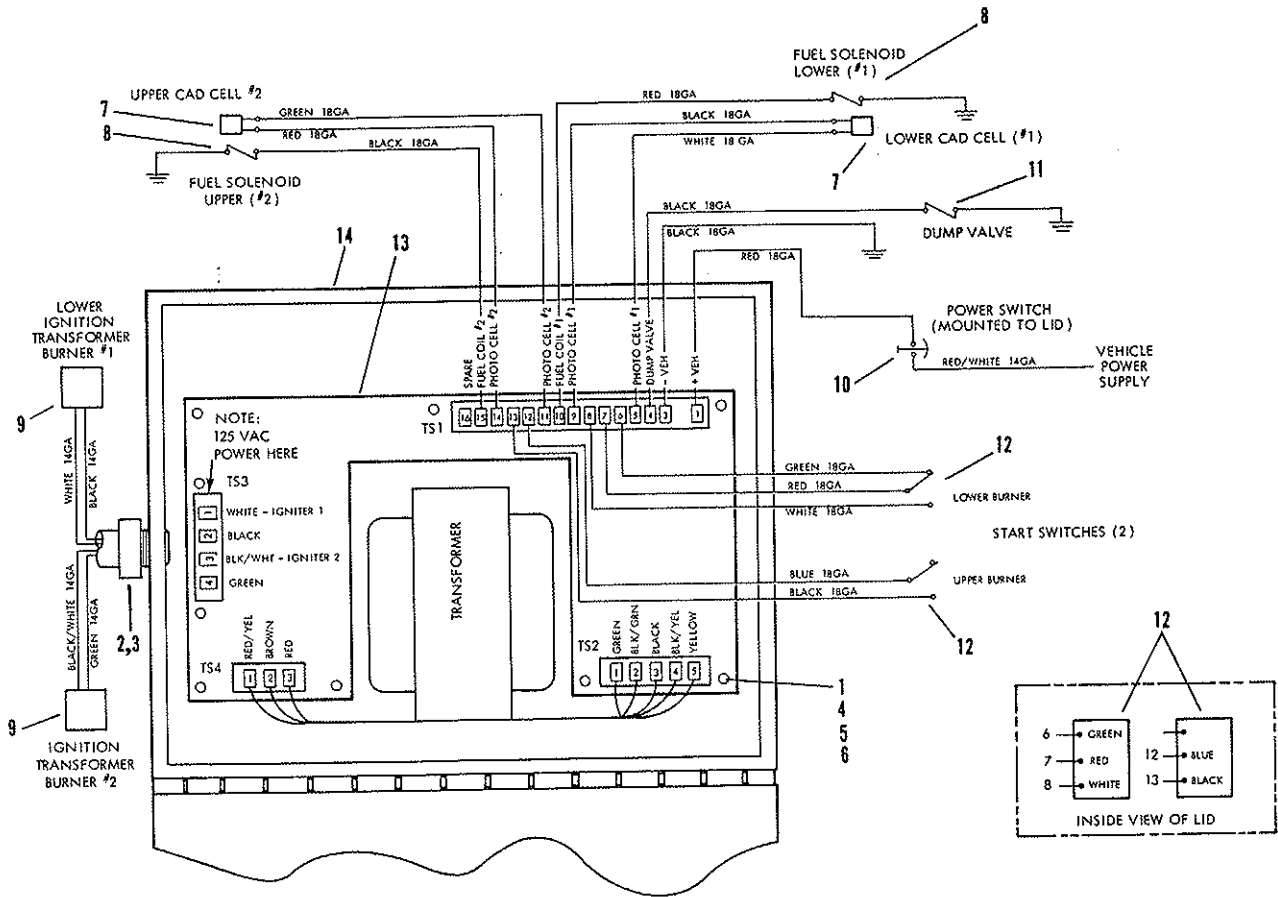
AR = As Required

HIGH PRESSURE BURNER VALVE ASSEMBLY
HYDRAULIC, 2 BURNER SYSTEM
9301116



REF.	PART NO.	QTY.	DESCRIPTION	REF.	PART NO.	QTY.	DESCRIPTION
1	6601960	2	Regulator				
2	6601959	2	Valve				
3	0108686	2	Elbow-0.50 Street				
4	0142269	2	Bushing-Red, 0.50 X 0.38				
5	0144603	2	Nipple-Pipe, 0.38 X 3.00				
6	0119931	2	Bushing-Red, 0.38 X 0.25				
7	0111305	2	Nipple-Pipe, 0.38CL				
8	0142834	2	Coupling-Pipe, Red, 0.38 X 0.50				
9	6600958	4	Elbow-08MJ X 08MP				
10	0120377	4	Nut-Hex, 0.38NC (Spacer)				
11	1020380	8	Washer-Lock, 0.25, Spring				
12	0120386	8	Washer-Flat, 0.25A				
13	0120367	8	Nut-Hex, 0.25NC				
14	0121966	8	Screw-Hex, 0.25NC X 2.50				
15	3331264	2	Plate-Mtg, Burn C Vlv				
16	6600663	5	Hose End-08X08MP, ST				
17	0120279	1	Tee-Pipe, 0.50NPT, PN				
18	6601196	1	Hose Asm-08X24, 08FJX-08FJX				
19	6600662	4 Ft	Hose-Push Lok, Parker 801-8				
20	6000294	4	Clamp-Hose				

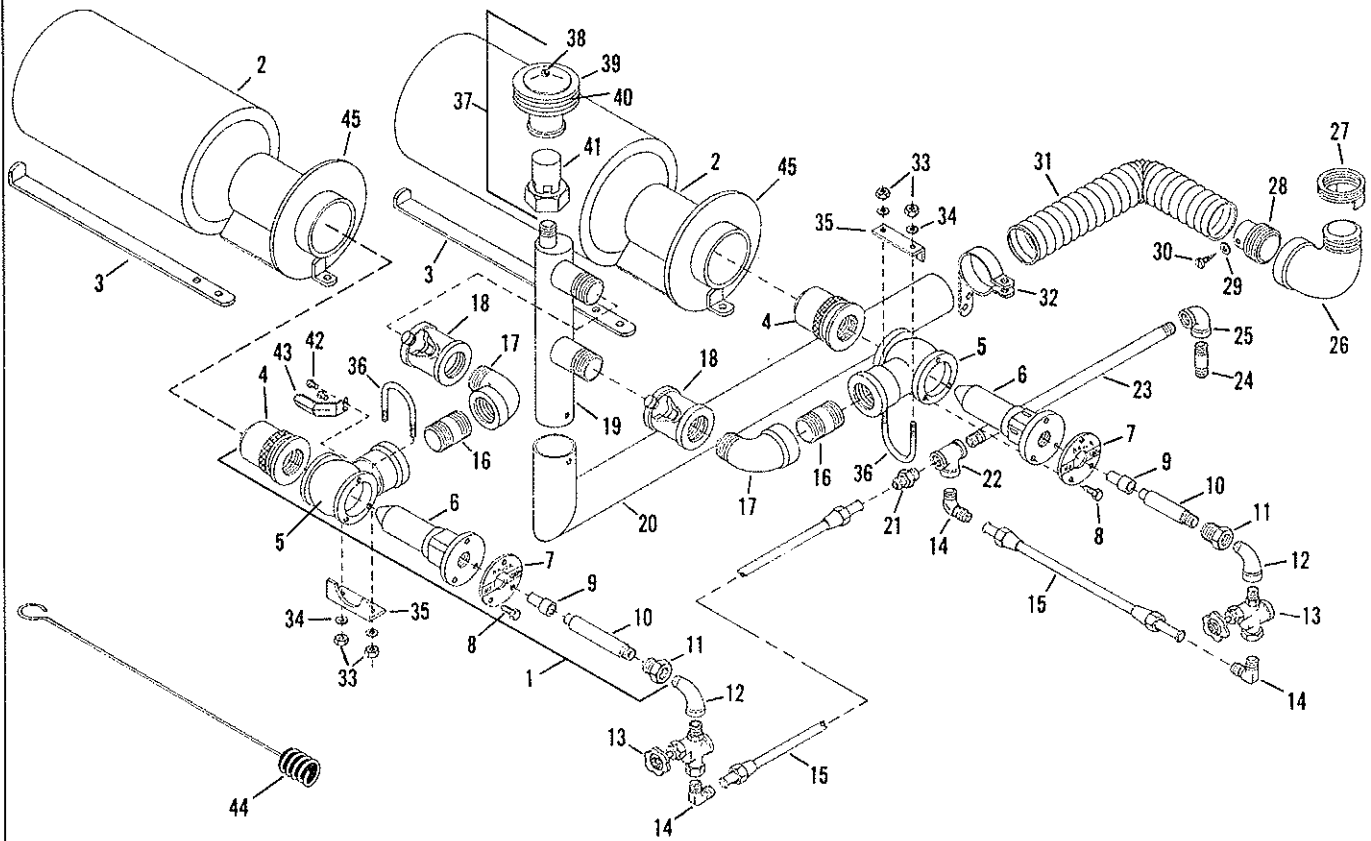
IGNITER BURNER WIRING - HIGH PRESSURE (FUEL OIL) BURNERS



REF.	PART NO.	QTY.	DESCRIPTION	REF.	PART NO.	QTY.	DESCRIPTION
1	6701980	9	Spacer-Circuit Board Mt.				
2	6700959	1	Cord-Grip Fitting, 0.75 X 0.75				
3	6700581	1	Nut-Conduit, 0.75				
4	0436669	9	Screw-Mach, PUSL, 6NC X 1.00, PD				
5	0134530	9	Nut-Hex, Mach, 6NC, PD				
6	0121841	9	Washer-Lock, No. 8, Spring, PD				
7	6500346	2	Cad Cell-Burner, Hi Press				
8	6500335	2	Valve-Fuel Oil, 12V, NC, .12NPT				
9	6500344	2	Transformer-Ignition				
10	6701871	1	Switch-Palm Button, Push-Pull				
11	6601798	1	Valve Asm-Hyd, RX/Dump, 12VDC				
12	6701966	2	Switch-Toggle, DPDT, On/Mom/On				
13	3370164	1	Circuit Board				
14	3370175	1	Control Box				

SPECIFY UNIT SERIAL NO., PART NO., & PART DESCRIPTION

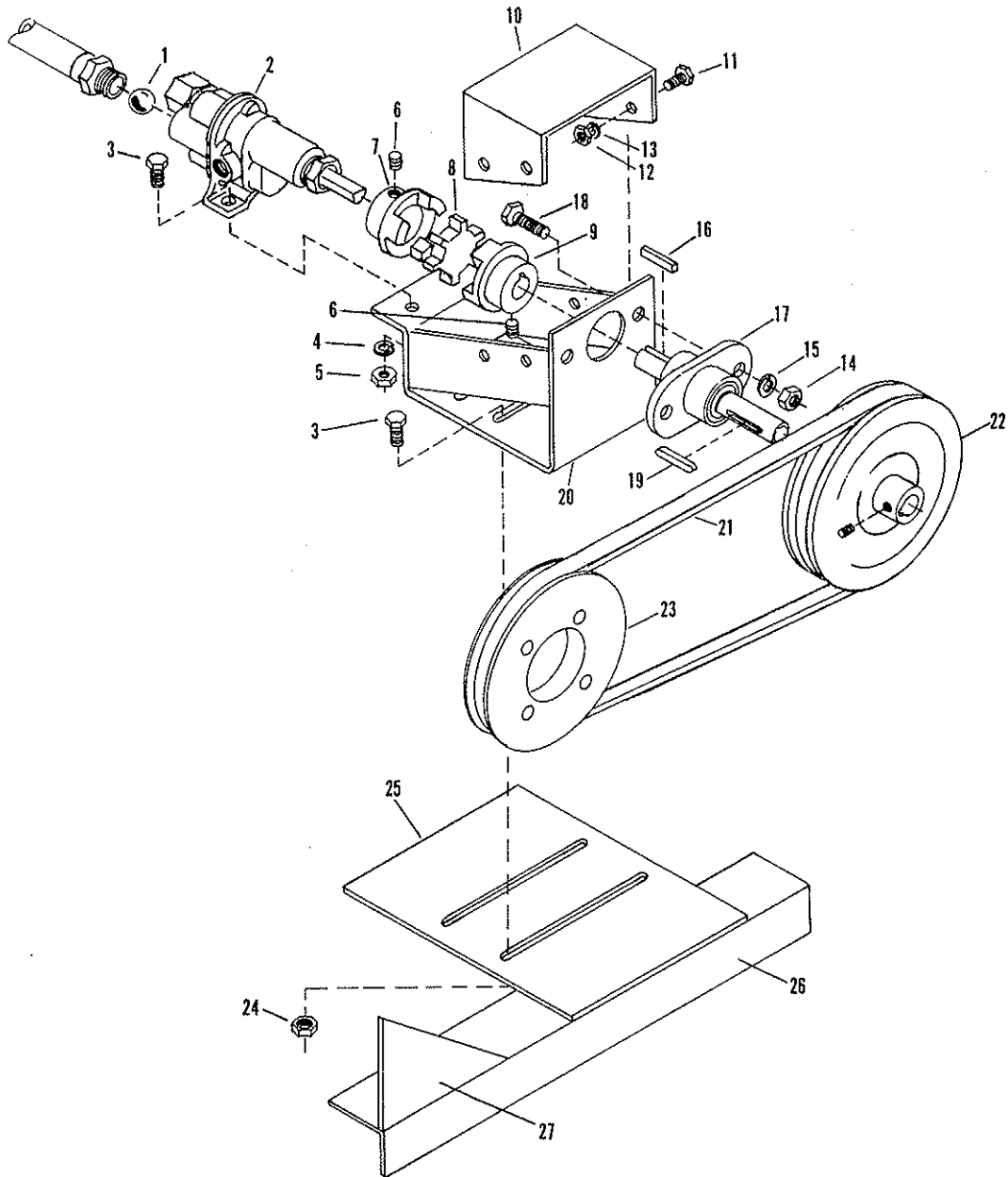
BURNERS - LOW PRESSURE



REF.	PART NO.	QTY.	DESCRIPTION	REF.	PART NO.	QTY.	DESCRIPTION
1	3331143	2	BURNER ASM-COMLETE (INCL ITEMS 4-11, 18, 42 AND 43)	24	0119920	1	NIPPLE-0.25X2.00, LG, PN
2	6500041	2	TUBE-COMBUSTION	25	0105413	1	ELBOW-PIPE, 90, 0.25NPT, PN
3	3330061	2	HOLDER-COMBUSTION TUBE	26	0187154	1	ELBOW-PIPE, 90, ST, 2.00NPT, PN
4	7700129	2	KIT-NOZZLE, LOW PRESS BURNER	27	6200047	1	BUSHING-PIPE, FACE, 2.50X2NPT
5	7700128	2	KIT-BODY, LOW PRESS BURNER (INCL ITEM 43)	28	3330202	1	ADAPTOR ASM-BLOWER DISCHG
6	7700037	2	NOZZLE	29	0120386	1	WASHER-FLAT, 0.25, PD
7	7700068	2	PLATE	30	9426196	1	SCREW-RD HD, 0.25-14 X 0.75
8	7700040	6	SCREW	31	6309095	1	TUBING-FXH, 200/FT (SPECIFY LENGTH)
9	7700039	2	TIP	32	3330214	1	CRADLE ASSEMBLY
10	7700038	2	BODY	33	9413944	4	NUT-HEX, LOCK, 0.25NC, FA, PD
11	7700067	2	BUSHING	34	0120380	4	WASHER, LOCK, 0.25, SPRING, PD
12	0105423	2	ELBOW-PIPE, 90, ST, 0.25NPT, PN	35	3330218	2	CLAMP-BURNER
13	6600205	2	VALVE-0.25, NEEDLE (INCLUDING STRAINER)	36	3330219	1	BAR-SUPPORT-NS
	7700042	2	STRAINER-NS	37	3330220	2	U-BULT
14	0142664	3	ELBOW-90, 0.31TUBE X 0.25NPT	38	3330073	1	VALVE ASM-AIR RELIEF
15	9250128	2	TUBE ASM-COP, 3100 X W/D L. (SPECIFY LENGTH)	39	0436730	1	SCREW-HACK, PNSL, 10NC X 0.38
16	0219358	AR	NIPPLE-1.25X2.50LG, PN	40	3330074	1	DISC-AIR RELIEF VALVE
	0219359	AR	NIPPLE-1.25X3.00LG, PN	41	7430064	4	RING-AIR RELIEF VALVE-NS
	6200488	AR	NIPPLE-1.25X3.25LG, PN	42	7700069	4	SCREW-8-32 X 3/8 HAUCK
17	0111001	AR	ELBOW-PIPE, 90, ST, 1.25NPT, PN	43	3331144	2	STOP-BURNER, LOW PRESSURE
18	6600204	2	VALVE-1.25 BUTTERFLY	44	3330077	1	LIGHTER-ASSEMBLY-BURNER
19	7700130	1	KIT-FEED TUBE, LOW PRESSURE	45	3330062	2	BLOCK ASM-COMBUST L.P-BURN
20	3330213	AR	CONNECT TUBE AMS, STGHT, 2 (IN				
21	0110200	1	CONNECTOR-0.3100 X 0.25FPT				
22	0105417	1	TEE-PIPE, 0.25NPT, PN				
23	6200204	1	NIPPLE-0.25X3.4, 40, PN				

AR-AS REQUIRED
NS-NOT SHOWN

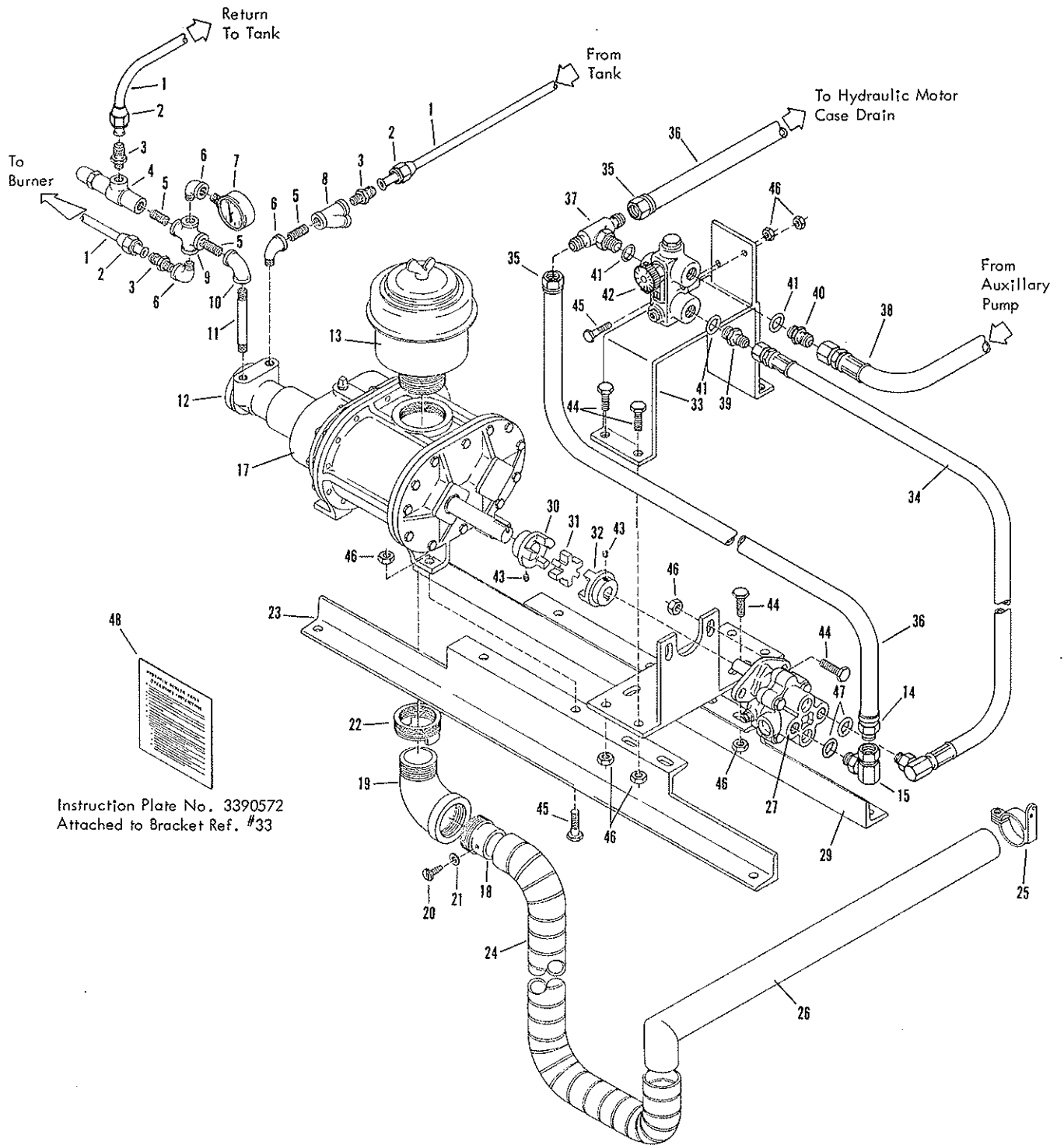
GENERATING BURNERS
FUEL PUMP ASSEMBLY



REF.	PART NO.	QTY.	DESCRIPTION	REF.	PART NO.	QTY.	DESCRIPTION
1	0145655	1	Ball-Plain, Chr Alloy Stl. 437	15	0120382	AR	Washer-Lock, 0.38, Spring, PD
2	3330503	1	Pump-Fuel	16	6000207	1	Key-0.19 x 0.19 CR x 1.00
3	0122007	6	Screw-Hex, 0.31 NC x 0.75, GR2, PD	17	2630287	1	Bearing Assembly
4	0120214	2	Washer-Lock, 0.31, Spring, PD	18	0120233	AR	Screw-Hex, 0.38 NC x 1.00, GR2, PD
5	0120366	2	Nut-Hex, 0.31 NC, PD	19	6000476	1	Key-0.19 x 0.19 CR x 1.88, RD END
6	0115321	3	Screw-Sock, 0.31 NC x 0.31, CUP, PN	20	2630277	1	Bracket Assembly
7	2630285	1	Coupling-Half Driven	21	6435030	1	V Belt
8	6445009	1	Spider-Neoprene	22	6435441	1	Pulley
9	2630284	1	Coupling -Half, Drive	23	3321269	1	Pulley-Dr. Line PTO Hyd Pump
10	2630288	1	Guard	24	9411638	4	Nut-Hex, Lock, 0.31 NC, EA, PD
11	0121926	4	Screw-Hex, 0.25 NC x 1.50, GR2, PD	25	3331287	1	Plate
12	0120375	4	Nut-Hex, 0.25 NC, PD	26	3360887	1	Angle
13	0120380	4	Washer-Lock, 0.25	27	3360685	1	Gusset
14	0120377	AR	Nut-Hex, 0.38 NC, PD				

SPECIFY UNIT SERIAL NO., PART NO., & PART DESCRIPTION

HYDROSTATIC BLOWER DRIVE - LOW PRESSURE BURNERS ONLY

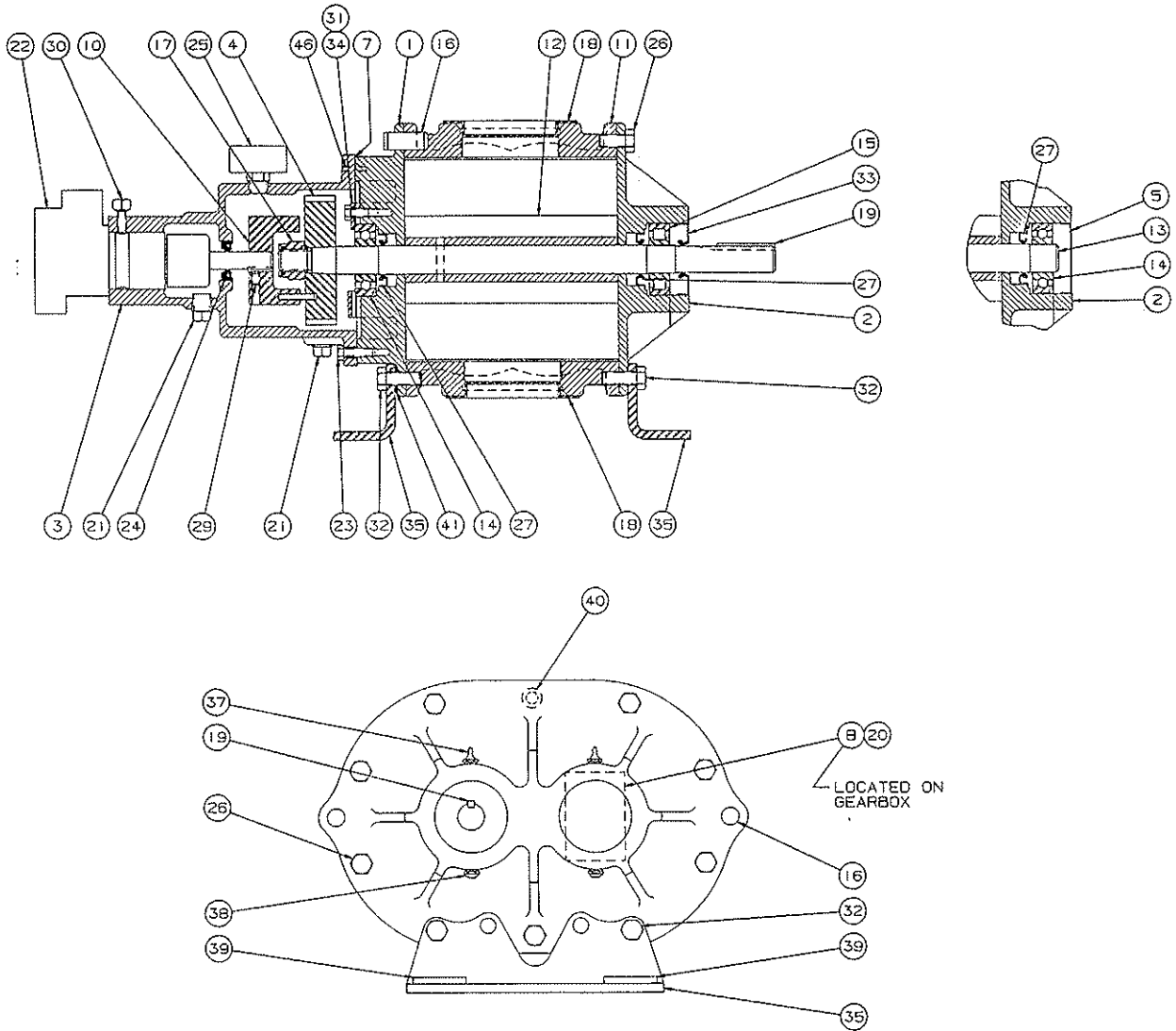


Instruction Plate No. 3390572
Attached to Bracket Ref. #33

HYDROSTATIC BLOWER DRIVE - LOW PRESSURE BURNERS ONLY

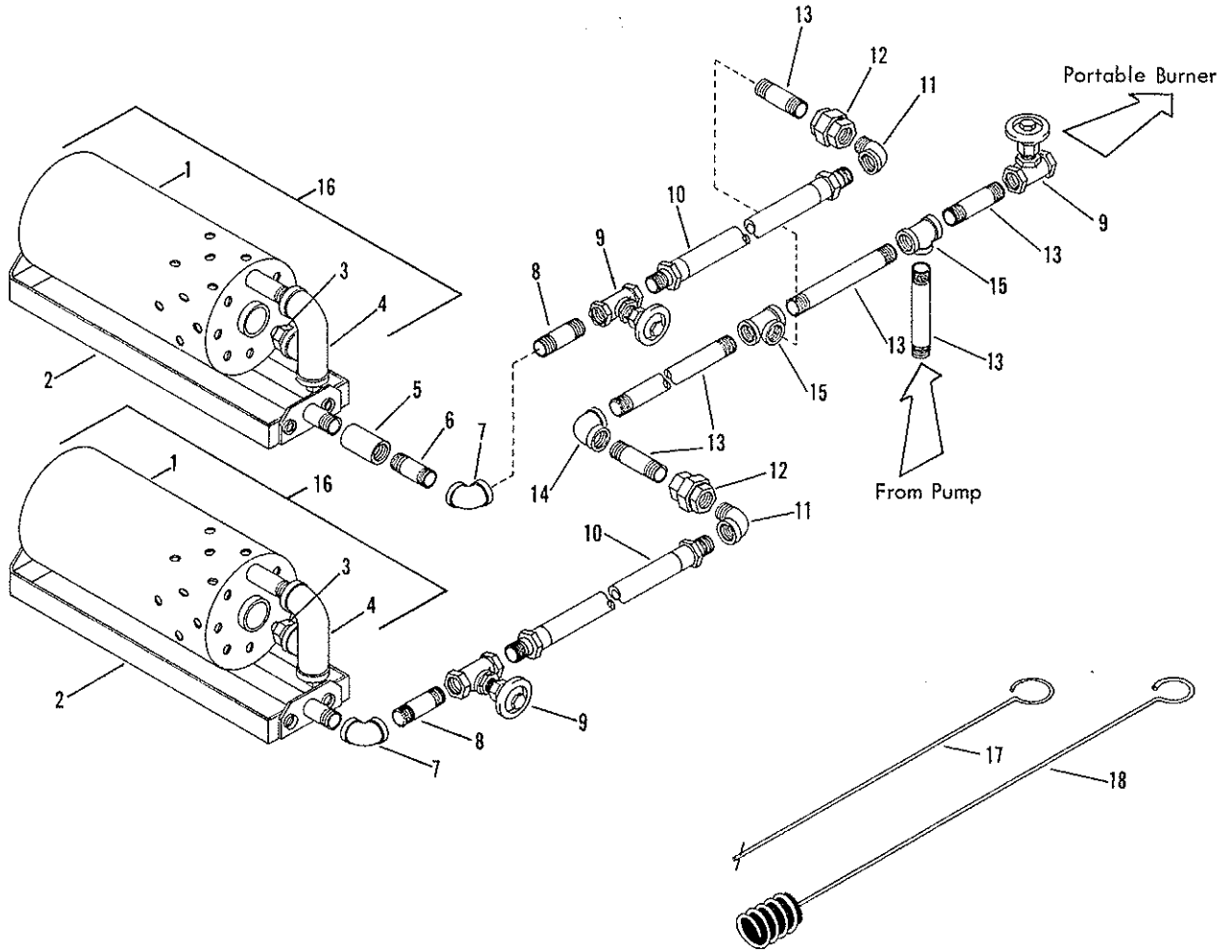
REF.	PART NO.	QTY.	DESCRIPTION	REF.	PART NO.	QTY.	DESCRIPTION
		* *					
1	6309070	AR	Tube-0.38 In, Copper, Per Foot				
2	0118539	6	Nut-Auto, 06MS				
3	6000656	3	Adapter-ARBK, St, 06MJ-06MP				
4	6600197	1	Valve-Relief, 0.38 In				
5	0121207	3	Nipple-Sch 40, 0.38X1.00, CI, PN				
6	0120063	3	Elbow-Pipe, 90, St, 0.38NPT, PN				
7	6600196	1	Gauge-Pressure, 2 In, 100 lbs				
8	6600199	1	Strainer-Style B, Type Y				
9	0115193	1	Cross-Pipe, 0.38NPT, Pn				
10	0119097	1	Elbow-Pipe, 90, 0.38NPT, Pn				
11	0190697	1	Nipple-Pipe, 0.38NPT X 4.00, PN				
12	7030029	1	Pump-Oil				
13	6600136	1	Filter-Air, Blower				
14	6600647	1	Hose End-12X12MP, St, LPSP				
15	6600896	1	Elbow-Hyd, 90, 8MB-12FPX				
16	6600871	1	Hose Asm-Pipe/O-Ring, 0.50				
17	6601987	1	Blower 36U-RAI				
18	3330202	1	Adapter Asm-Blower Discharge				
19	0187154	1	Elbow-Pipe, 90, St, 2.00NPT, PN				
20	9426110	1	Screw-Tap, PNSL, 10X0.75, A8, PD				
21	0120386	1	Washer-Flat, 0.25A (0.31X0.73) PD				
22	6200047	1	Bushing-Pipe, Face, 2.50X2.00NPT				
23	3331155	1	Support Asm-Blower Mtg, Right				
24	6309095	*1	Hose-Flexhust, 2 In ID, Type CWS				
25	3330214	1	Cradle Asm-Hauck Burner				
26	3330213	1	Connect Tube Asm-Low Press Burn				
27	6600878	1	Motor-Blower Drive				
	7010069	1	Rebuild Kit (Minor)				
28	3331159	1	Mounting Asm-Hydraulic Motor				
29	3331154	1	Support Asm-Blower Mtg., Left				
30	3321254	1	Coupling-Blower Drive Half				
31	6445009	1	Spider-Neoprene, Blo. Drive Cplg.				
32	3320983	1	Coupling-Half, Hyd Mtr, Blwr Drive				
33	3331162	1	Bracket Asm-Control Valve Mtg.				
34	6600872	1	Hose Asm-37FL to 37FL, 0.50				
35	6600648	2	Hose End-12X12FJX, St, Push-Lok				
36	6600646	AR	Hose-Self Grip				
37	9411120	1	Tee-Hydr, 12MJ-12MJ-12MB				
38	9250605	1	Hose Asm-High Press (Specify Length)				
39	6600921	1	Connector-Stght, O RingX37 Deg. FL				
40	9410205	1	Connector-Stght, O Ring, 0.75				
41	0274249	3	O Ring-Tube Fitting, 0.75				
42	6600877	1	Valve-Motor Control				
43	0115321	2	Screw-Sock, 0.31NC X 0.31, Cup, PN				
44	0120233	14	Screw-Hex, 0.38NC X 1.00, GR2, PD				
45	0120918	6	Screw-Hex, 0.38NC X 1.50, GR2, PD				
46	0274993	20	Nut-Hex, Lock, 0.38NC, EA, PD				
47	0274247	2	O Ring-Tube Fitting, 0.50				
48	3390572	1	Plate-Hyd Blower Drive Instructions				
			* Per Foot, Specify Length				
			* * AR = As Required. Specify Quantity or Length				

36 U-RAI BLOWER with VIKING OIL PUMP - 6601987



REF.	PART NO.	QTY.	DESCRIPTION	REF.	PART NO.	QTY.	DESCRIPTION
1	7030135	1	Headplate - Gear End	22	7030150	1	Pump-Oil
2	7030136	1	Headplate - Drive End	23	7030151	8	Screw-Cap, Hex Hd
3	7030137	1	Gearhouse	24	7030152	1	Seal-Lip (BUNA-N)
4	7030138	1	Gear Assembly	25	7030153	1	Cap-Breather
5	7030139	1	Plug - Opening	26	7030133	14	Screw-Cap, Hex Hd
7	7030140	1	Gasket, Gearbox	27	7030154	4	Seal-Lip (VITON)
8	7030131	1	Nameplate - Serial Number	29	7030155	1	Plug-Pipe, SQ HD
9	7030141	1	Nameplate - Lube	30	7030156	2	Screw-Set, SQ HD
10	7030142	1	Coupling Asm - Viking Oil Pump	31	7030157	4	Screw-Cap, Hex
11	7030128	1	Cylinder	32	7030158	4	Screw-Cap, Hex
12	7030129	1	Impeller & Shaft, Drive	33	7030159	1	Seal-Lip (BUNA-N)
13	7030130	1	Impeller & Shaft, Driven	34	7030160	2	Plate-Clamp
14	7030143	3	Bearing - Ball	35	7030161	2	Blower-Foot
15	7030144	1	Bearing - Roller	37	7030162	2	Fitting-Grease
16	7030145	4	Pin - Dowel	38	7030163	2	Fitting-Press Relief
17	7030146	2	Nut - Stop-Hex	39	7030164	4	Washer-Oblong
18	7030132	2	Plug - Opening	40	7030134	2	Screw-Cap, Soc Hd
19	7030147	1	Key-Square	41	7030165	2	Washer
20	7030148	2	Screw-Drive, RD HD	46	7030166	2	Pin-Spring
21	7030149	5	Plug-Pipe, SQ HD				

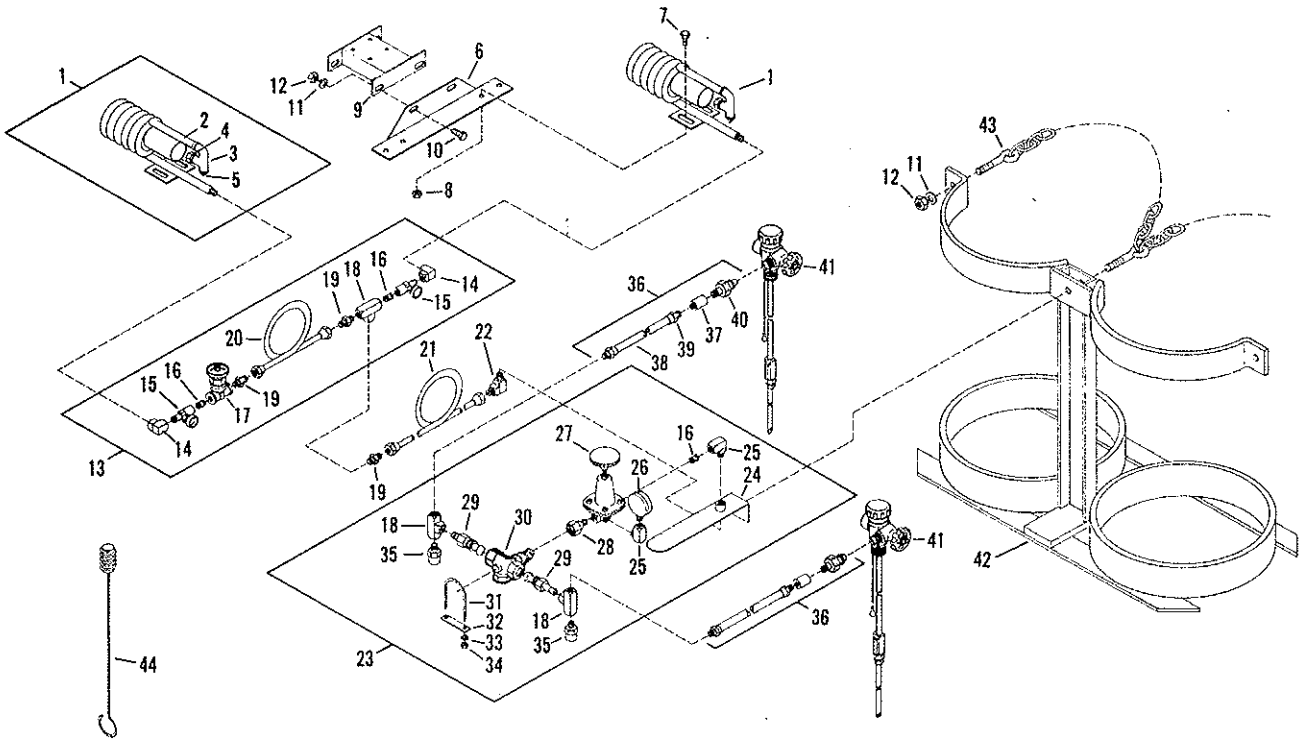
BURNERS - GENERATING



REF.	PART NO.	QTY.	DESCRIPTION	REF.	PART NO.	QTY.	DESCRIPTION
1	3330015	2	COIL ASM-E.G. BURNER, LARGE	12	6090412	2	UNION-RAILROAD, 0.25 IN
2	3330018	2	PAN ASM-E.G. BURNER, LARGE	13	9250052	6	PIPE-TUB BE .25DIA X W/O LG (SPECIFY LENGTH)
3	3330001	2	PLUG-VAPORIZING	14	0105413	1	ELBOW-PIPE, 90, 0.25NPT, PN
4	3331036	2	HOLDER	15	0105417	2	TEE-PIPE, 0.25NPT, PN
5	0187396	1	COUPLING-PIPE, 0.38NPT, PN	16	3330014	2	BURNER ASSEMBLY-E.G., LARGE
6	0121207	1	NIPPLE-SCH 40, .38X1.00, CL	17	3330022	1	CLEANER ASM-VAPORIZING PLUG
7	0120284	2	ELBOW-PIPE, 90, .38X.25NPT, PN	18	3330077	1	LIGHTER ASSEMBLY-BURNER
8	0105405	2	NIPPLE-SCH 40, .25X.87, CL, PN				
9	6600194	3	VALVE-GLOBE, 0.25 IN, NEEDLE				
10	6600463	2	HOSE-FLEX 5.5. BRD. 25 IPT				
11	0105423	2	ELBOW-PIPE, 90, ST, 0.25NPT, PN				

SPECIFY UNIT SERIAL NO., PART NO., & PART DESCRIPTION

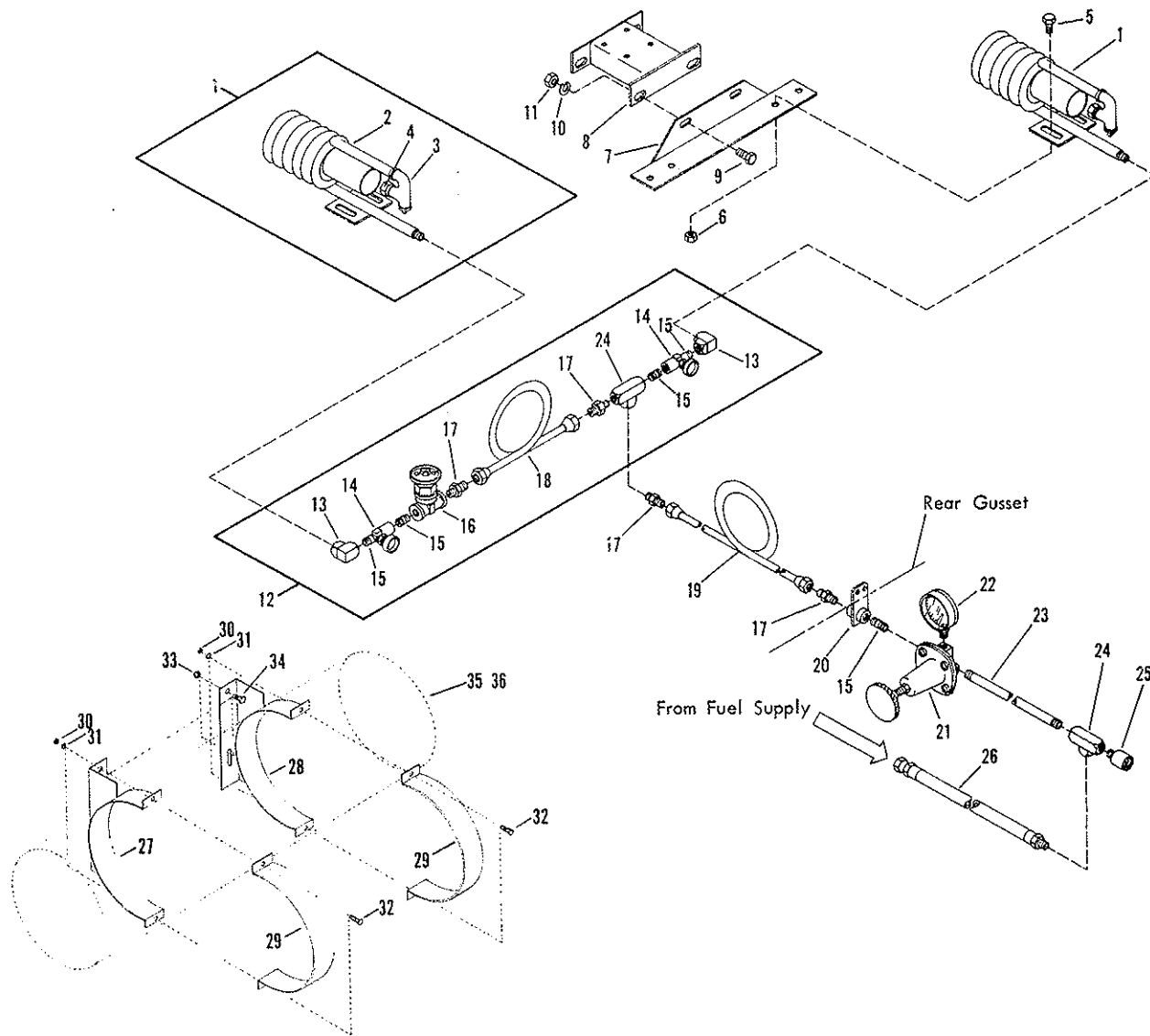
LIQUID PROPANE BURNERS - BOTTLE SYSTEM



REF.	PART NO.	QTY.	DESCRIPTION	REF.	PART NO.	QTY.	DESCRIPTION
1	3331073	2	BURNER ASM=LPG ETNYRF	31	33300R1	1	CLIP=PIPE,MANIFOLD CLAMP
2	3331082	1	COIL ASM=BURNER,LPG,ETNYRE	32	33311C5	1	PLATE=CLAMPING,BURN CONT,PROP
3	3331036	1	HOLDER=VAPOR PLUG	33	0120214	2	WASHER=LOCK,0.31,SPRING,PD
4	3331086	1	NOZZLE=L.P.G. BURNER,ETNYRE	34	0120376	2	NUT=HEX,0.31NC,PD
5	0219191	1	PLUG=PIPE,SQ HD,0.38NPT,PN	35	7720014	2	VALVE=RELIEF,450 PSI LPG HYDR
6	3331078	1	BRACKET=MT,PROPANE BURN ETNYRF	36	3330976	2	HOSE ASM=PROPANE,BOT TO REG
7	0121887	4	SCREW=HEX,0.25NCx0.75,GR2,PD	37	01054C9	2	COUPLING=PIPE,0.25NPT,PN
8	9413946	4	NUT=HEX,LOCK,0.25NC,EA,PD	38	3330977	1	HOSE=PROPANE
9	3331111	1	BRACKET ASM=PROPANE BURNER MT	39	6200366	2	UNION=1.50 PIPE
10	0122408	2	SCREW=HEX,0.50NCx1.00,GR2,PD	40	6500223	2	COUPLING=SWIVEL,LPG
11	0120384	5	WASHER=LOCK,0.50,SPRING,PD	41	6500222	2	VALVE=CYL LPG,LGG,DPAW
12	0120378	5	NUT=HEX,0.50NC,PG	42	3330230	1	BOTTLE RACK
13	77200C1	1	PIPING ASM=BJ BURNER CONN	43	3330237	1	CHAIN + BOLT ASSEMBLY
14	0454085	2	ELBOW=AUTO,90,04FP-04FP,PD	44	3330077	1	LIGHTER ASSEMBLY=BURNER
15	6500064	2	VALVE=NEEDLE,0.25NPT,HW/PILOT				
16	6200292	5	NIPPLE=PP,SCH 80,0.25x0.87CL,PD				
17	6600786	1	VALVE=GLOBE,GAS SERVICE				
18	0454121	3	TEE=AUTO,04FP-04FP-04FP,PD				
19	0110200	3	ADAPTER=AUTO,ST,04FP-05MS				
20	3331108	1	TUBE ASM=BURNER PIPING,PROPANE				
21	3331107	1	TUBE ASM=BOTTLE TO BURN PIPING				
22	0118755	1	ELBOW=AUTO,90,04FP-06MS				
23	3331106	1	CONTROL ASM=PROPANE BURNERS				
24	3331109	1	BRACKET ASM=PROPANE BURN CONT				
25	0454109	2	ELBOW=AUTO,90,04FP-04FP,PD				
26	6600196	1	GAUGE=PRESS,2IN 100 LBS				
27	7720018	1	REGULATOR=PRESSURE				
28	6600785	1	ADAPTOR=POL X 0.25NPT				
29	6600043	2	CONNECTOR=TANK,LPG				
30	6602028	1	THRU-OVER VALVE-AUTOMATIC				

Note: Also replaces old style manual valve

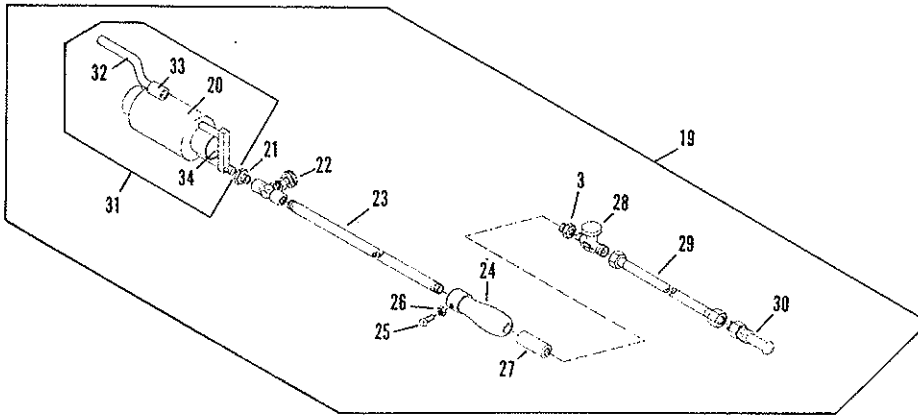
LIQUID PROPANE BURNERS - TANK SYSTEM



REF.	PART NO.	QTY.	DESCRIPTION	REF.	PART NO.	QTY.	DESCRIPTION
1	3331073	2	LIQUID PROPANE BURNER ASM COMPLETE	20	3360042	1	REGULATOR MOUNTING BRACKET
2	3331082	1	BURNER COIL ASSEMBLY	21	7720018	1	PRESSURE REGULATOR
3	3331036	1	VAPOR PLUG HOLDER	22	6600196	1	2 IN PRESSURE GAGE 100 LBS
4	3331086	1	LPG BURNER NOZZLE	23	6303435	AK	PIPE 1/4 SCHED 80 (SPECIFY LENGTH IN FT)
5	0121887	4	HEX CAP SCREW 1/4 NC X 3/4	24	0454121	2	HYD PIPE TEE 1/4
6	9418936	4	LOCK NUT 1/4 NC	25	7720014	1	LPG HYDRO RELIEF VALVE 450 PSI
7	3331078	1	BURNER MOUNTING BRACKET	26	3331074	1	HOSE ASSEMBLY RH
8	3331111	1	BURNER MOUNTING BRACKET ASSEMBLY	3331076	1	HOSE ASSEMBLY LH	
9	0122408	2	HEX CAP SCREW 1/2 NC X 1	27	3331034	1	Brkt-Asm, Propane Tank Mt. Lt.
10	0120384	2	LOCK WASHER 1/2	28	3331035	1	Brkt-Asm, Propane Tank Mt. Rt.
11	0120378	2	HEX NUT 1/2 NC	29	3330293	2	Propane Tank Ring
12	7720001	1	BURNER PIPING ASSEMBLY	30	0120378	4	Nut-Hex .50 NC, PD
13	0454085	2	HYD PIPE ELBOW 1/4 X 90 DEG	31	0120384	4	Washer-Lock .50, Spring, PD
14	6500064	2	LPG NEEDLE VALVE	32	0122433	4	Screw-Hex .50 NC x 1.50, PD, GR 2
15	6200427	5	CLOSE NIPPLE 1/4	33	9416331	4	Nut-Hex, Lock. .75 NC, EA, PD
16	6600786	1	GAS SERVICE GLOBE VALVE	34	0428217	4	Screw-Hex .62 NC x 1.50, GR 2, PD
17	0110200	4	CONNECTOR 5/16 OD X 1/4 FPT	35	6500045	1	52 Gal. Propane Tank
18	3331108	1	BURNER PIPING TUBE ASSEMBLY	36	6500333	1	42 Gal. Propane Tank
19	3331107	1	TANK TO BURNER PIPING TUBE ASSEMBLY				

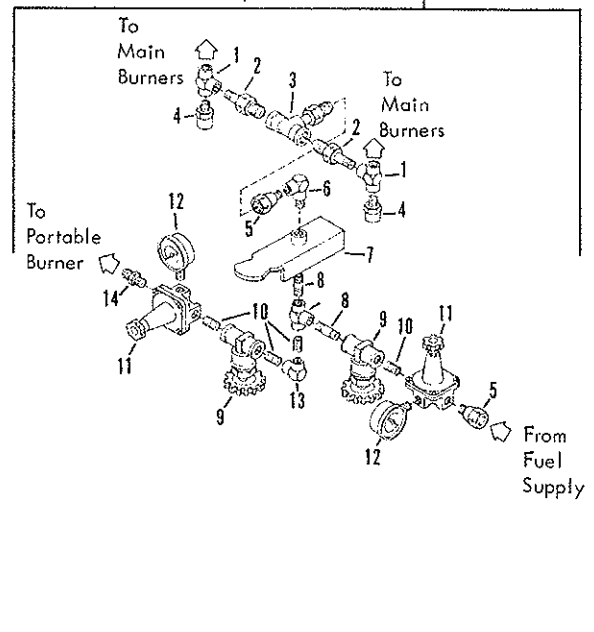
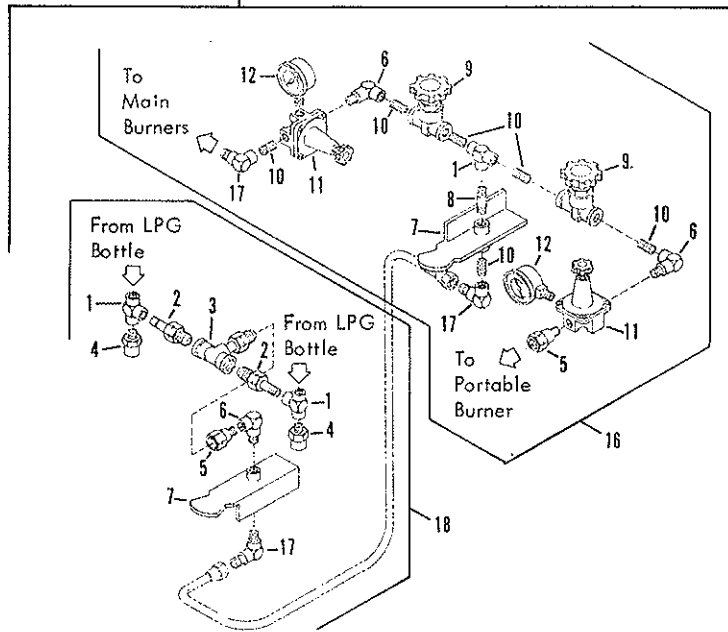
SPECIFY UNIT SERIAL NO., PART NO., & PART DESCRIPTION

PORTABLE BURNER
LIQUID PROPANE - BOTTLE SYSTEM



Control Assembly - LPG
with Portable Burner, Remote Mount
Bottle System

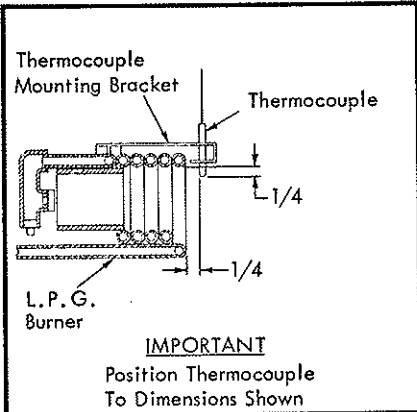
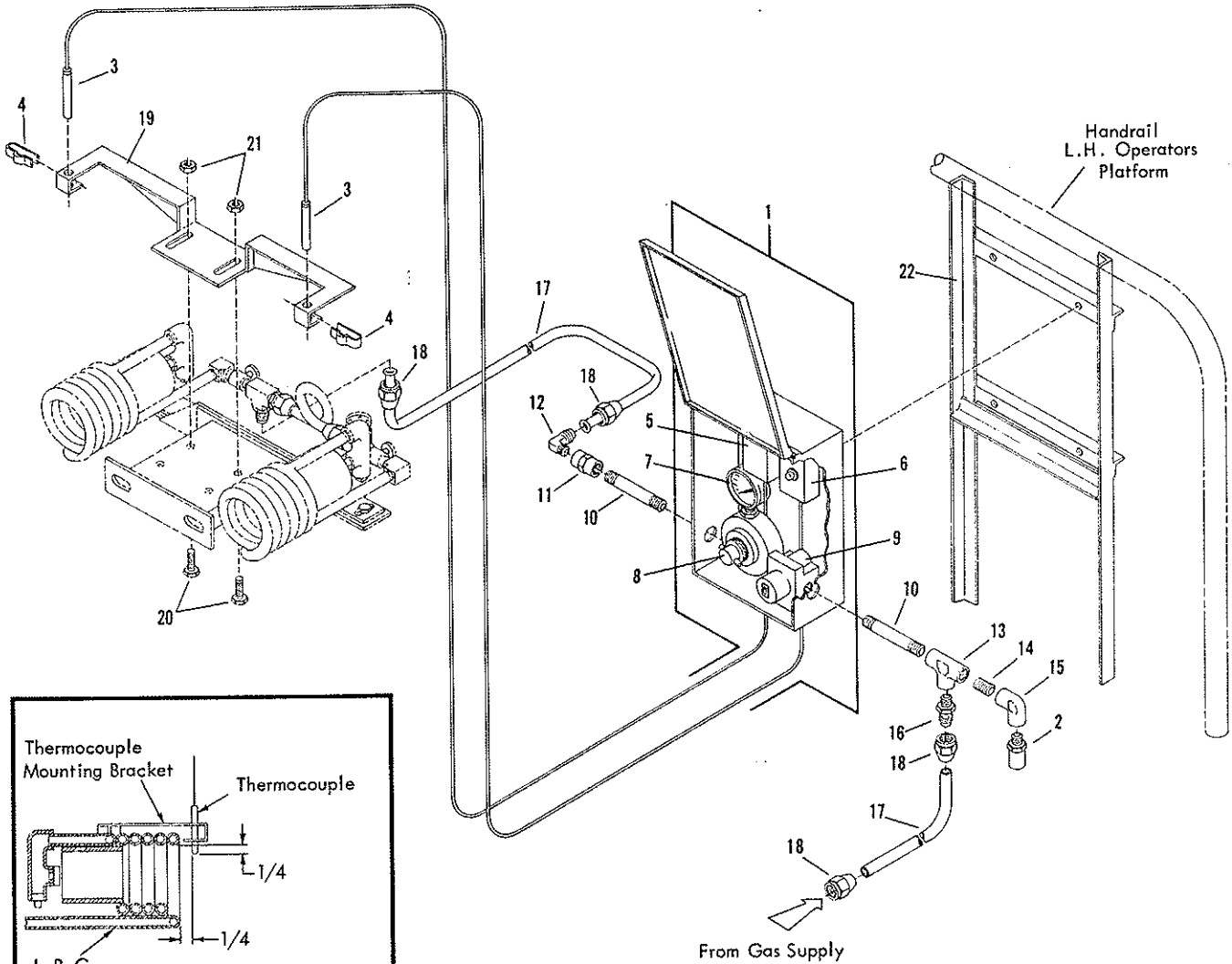
Control Assembly - LPG
with Portable Burner
Bottle System



REF.	PART NO.	QTY.	DESCRIPTION	REF.	PART NO.	QTY.	DESCRIPTION
1	0454121	3	Tee-Auto, 04FP-04FP-04FP	19	3330422	1	LPG Portable Burner Assembly
2	6600043	2	Connector-Tank, LPG	20	6500071	1	Burner Assembly - J-1
3	6602028	1	Throwover Valve-Automatic	21	0119930	2	Bushing-Pipe, 0.25 X 0.12
4	7720014	2	Valve-Relief, 450PSI, LPG, Hydro	22	6500064	1	Valve Needle, 0.25 NPT, W/Pilot
5	6600785	2	Adapter-POL X 0.25 MPT	23	6200251	1	Nipple-Pipe, 0.25 X 30
6	0454109	AR	Elbow-Auto, 90, 04FP-04MP	24	7700025	1	Handle-Portable Burner
7	2660079	1	Bracket Asm- Thermocontrol, LPG	25	0102872	1	Screw-Set, 0.25 X 0.75
8	6200417	2	Nipple-PP, SCH80, 0.25 X 1.50	26	0120375	1	Nut-Hex, 0.25NC
9	6600786	2	Valve-Globe, Gas Service	27	0187395	1	Coupling-Pipe, 0.25
10	6200292	4	Nipple-Pipe, SCH80, 0.25 X 0.87CL	28	6600200	1	Valve-Shut Off
11	7720018	2	Regulator-Pressure	29	6600201	1	Hose Assembly-Portable Burner
12	6600196	2	Gauge-Pressure, 2in, 0-100 PSIG	30	6600202	1	Connector-LPG Tank
13	0454085	1	Elbow-Auto, 90, 04FP-04FP, PD	31	7700127	1	Burner Asm-LPG
14	0110200	1	Adapter-04MP-06MS	32	3330356	1	Holder-Portable Burner
15	3331246	1	Control Asm-LPG, Liq. with Port. Burner	33	3330423	1	Bushing
16	3331283	1	Control Asm-LPG&Portable, Remote Mtg.	34	7720004	1	Orifice J-1 Burner
17	0118755	2	Elbow-Auto, 90, 4FP-6MS				
18	3331284	1	Relief Asm-LPG&Portable, Remote Mtg.				

AR = As Required

SHUT-OFF - 12 VOLT ETNYRE L.P.G. BURNERS

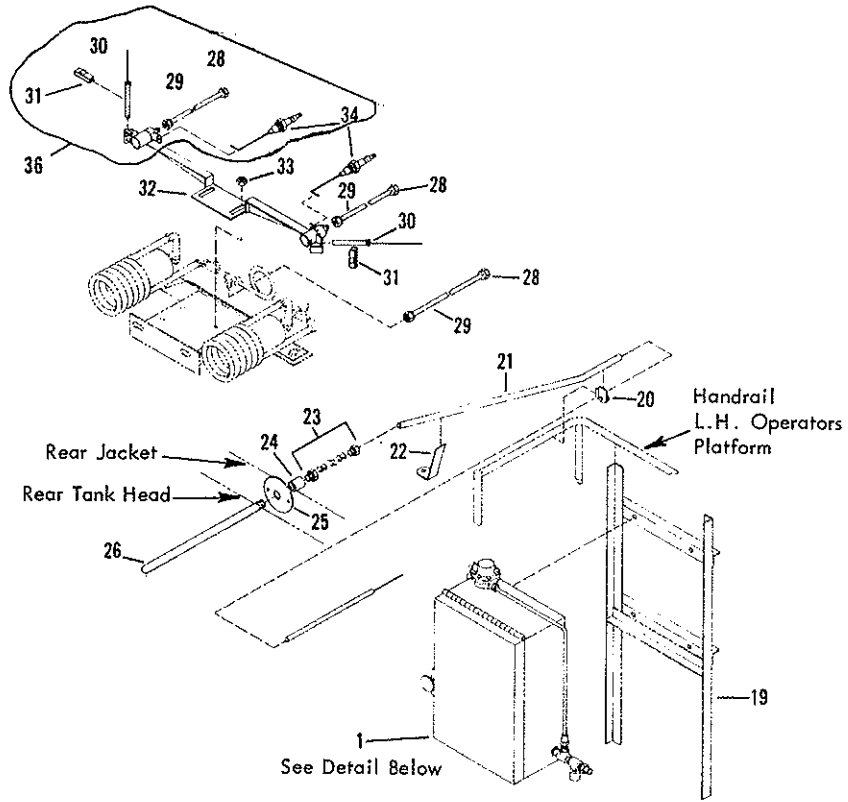


REF.	PART NO.	QTY.	DESCRIPTION	REF.	PART NO.	QTY.	DESCRIPTION
1	6500020	1	SHUT OFF-12V, 8-3 BURNER (INCL ITEMS 2-4)	18	0121758	4	NUT-FLARED, 0.3800 TBG X 1.00LG
2	7720014	1	VALVE=RELIEF, 450 PSI LPG HYDRO	19	3360661	1	BRACKET ASM=THERMOCOUPLE MTG
3	6500113 *	2	THERMOCOUPLE=8-3, SHUTOFF	20	0122017	2	SCREW=HEX, 0.31NCX1.00, GR2, PD
4	7720016	2	CLIP=RETAINING, THERMOCOUPLE	21	9411638	2	NUT=HEX, LOCK, 0.31NC, EA, PD
5	6500133	1	SWITCH=SAFE RELAY, W/C ST BUTON	22	3330522	1	BRKT ASM=MT, CONT THERM, 8-3BURN
6	7720045	1	SWITCH=SAFE RELAY, W/ ST BUTTON				
7	6600196	1	GAUGE=PRESS, 2 IN 100 LBS				
8	7720013	1	REGULATOR=PRESSURE, 83, SHUTOFF				
9	7720011	1	VALVE=GAS, ELECT, 250PSI=12V				
10	6200419	2	NIPPLE=PP, SCH 80, 0.25X3.50, PD				
11	0444097	1	ADAPTOR=AUTO, ST, 04FP=04FP, PD				
12	0118755	1	ELBOW=AUTO, 90, 04MP=06MS				
13	0454121	1	TEE=AUTO, 04FP=04FP=04FP, PD				
14	6200292	1	NIPPLE=PP, SCH 80, 0.25X.87CL, PD				
15	0454085	1	ELBOW=AUTO, 90, 04FP=04FP, PD				
16	0118750	1	ADAPTER=AUTO, ST, 04MP=06MS				
17	6309071	AR	TUBE=0.38X0.25COP, TYPE L, P/FT (SPECIFY LENGTH)				

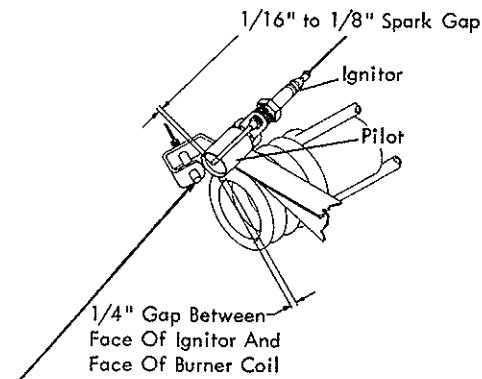
* NOTE: Units manufactured prior to 9-1-72 use Thermocouple #7720012 with eyelet type connection. Units manufactured after 9-1-72 use #6500113 Thermocouple with nut type connection for Baso relay.

AR = AS REQUIRED

THERMOCONTROL - 12 VOLT ETNYRE L.P.G. BURNERS

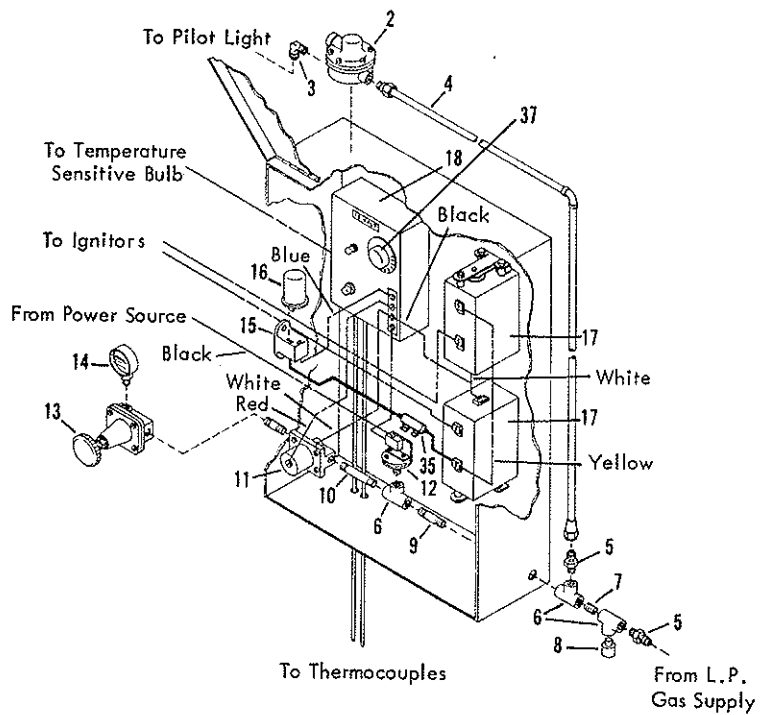


Set-up both burners as shown below



Thermocouple - Place In Hole In Bracket Until Shoulder On Thermocouple Engages Bracket; Then Insert Retaining Clip To Hold In Place.

Detail Of Thermocontrol Box



THERMOCONTROL - 12 VOLT ETNYRE L.P.G. BURNERS

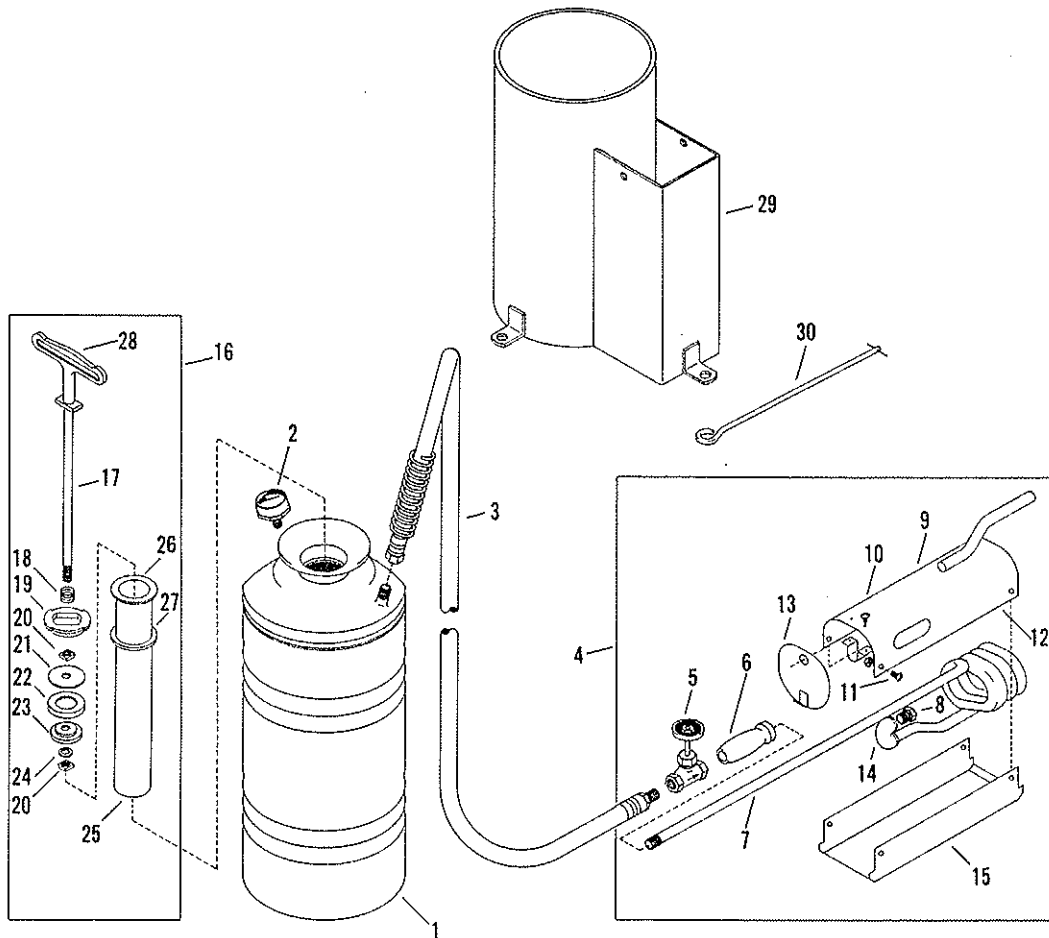
REF.	PART NO.	QTY.	DESCRIPTION	REF.	PART NO.	QTY.	DESCRIPTION
	7720037	1	THERMOCONTROL AND CIRCUIT INSTALLATION-COMplete				
1	6500192	1	CONTROL-FLAME OUT+TRIP, LPG BRN (INCLUDES ITEMS 2-31)				
2	7720023	1	REGULATOR-PILOT				
3	6200414	1	ELBOW-EALL+SLFFVF, .38NPTX.25T				
4	7720025	1	TUBE ASM-PILOT, SUPPLY				
5	0118750	3	CONNECTOR-FL TR, .38X.25NPT				
6	0105417	3	TEE-PIPE, 0.25NPT, PN				
7	0105405	1	RIPPLE-SCH 40, 0.25X0.87 CL, PN				
8	7720014	1	VALVE RELIEF, 450PSI LPG HYDR				
9	0105407	2	RIPPLE-PP, SCH 40, 0.25X1.50, PN				
10	0144594	1	RIPPLE-PP, SCH 40, 0.25X3.50, PD				
11	7720011	1	VALVE-GAS, ELECT, 250PSI-12V				
12	7720008	1	SWITCH-PRESS, THERMO GUTFIRE				
13	7720018	1	REGULATOR-PRESSURE				
14	6600196	1	GAUGE-PRESSURE, PIN-100 LBS				
15	7720021	1	BRACKET-FLASHER				
16	6700318	1	FLASHER-12V				
17	7720017	2	COIL-IGNITION, THERMO CONTROL				
18	7720055	1	SAFETY RELAY, THERMOSTAT				
19	3330522	1	SRKT ASM-MT, CONT THERM B-3BURN				
20	3330583	1	BRACKET ASM-RD IGN MANIFOLD				
21	3330589	1	GUIDE-CAPILLARY TUBE				
22	3330550	1	BRACKET-GUIDE TUBE CHLG				
23	6500105	1	GLAND-PACK, TEMP SEN BULB TC				
24	0120755	1	COUPLING-PIPE, 0.38NPT, PN				
25	3300405	1	RING-FIN, THERMOMETER WELL				
26	3300044	1	WELL-THERMOMETER, 12 IN. LG.				
27	7720020	1	BULB-THERMOSTATIC				
28	0121758	4	NUT-FLARED, 0.38X .00.17G X 1 LG				
29	6309071	AR	TUBE-0.38X0.25COPPER, TYPE L, FT				
30	6500113 *	1	THERMOCOUPLE-B-3, SHUTOFF				
31	7720016	1	CLIP-RETAINING THERMOCOUPLE				
32	3360669	1	GUSSET-PILOT MT BRACKET				
33	9411638	4	NUT-HEX, LOCK, 0.31NC, FA, PD				
34	7720022	1	PLUG-SPARK				
35	7720043	1	RESISTOR				
36	7720026	1	Retain Ring-Safety Pilot & IGN				
37	7720020	1	Element-Thermostat & Sensing, 450				

* NOTE: Units manufactured prior to 9-1-72
use thermocouple #7720012 with eyelet type
connection.

Units manufactured after 9-1-72 use #6500113
Thermocouple with nut type connection for
Baseo relay.

AR = AS REQUIRED

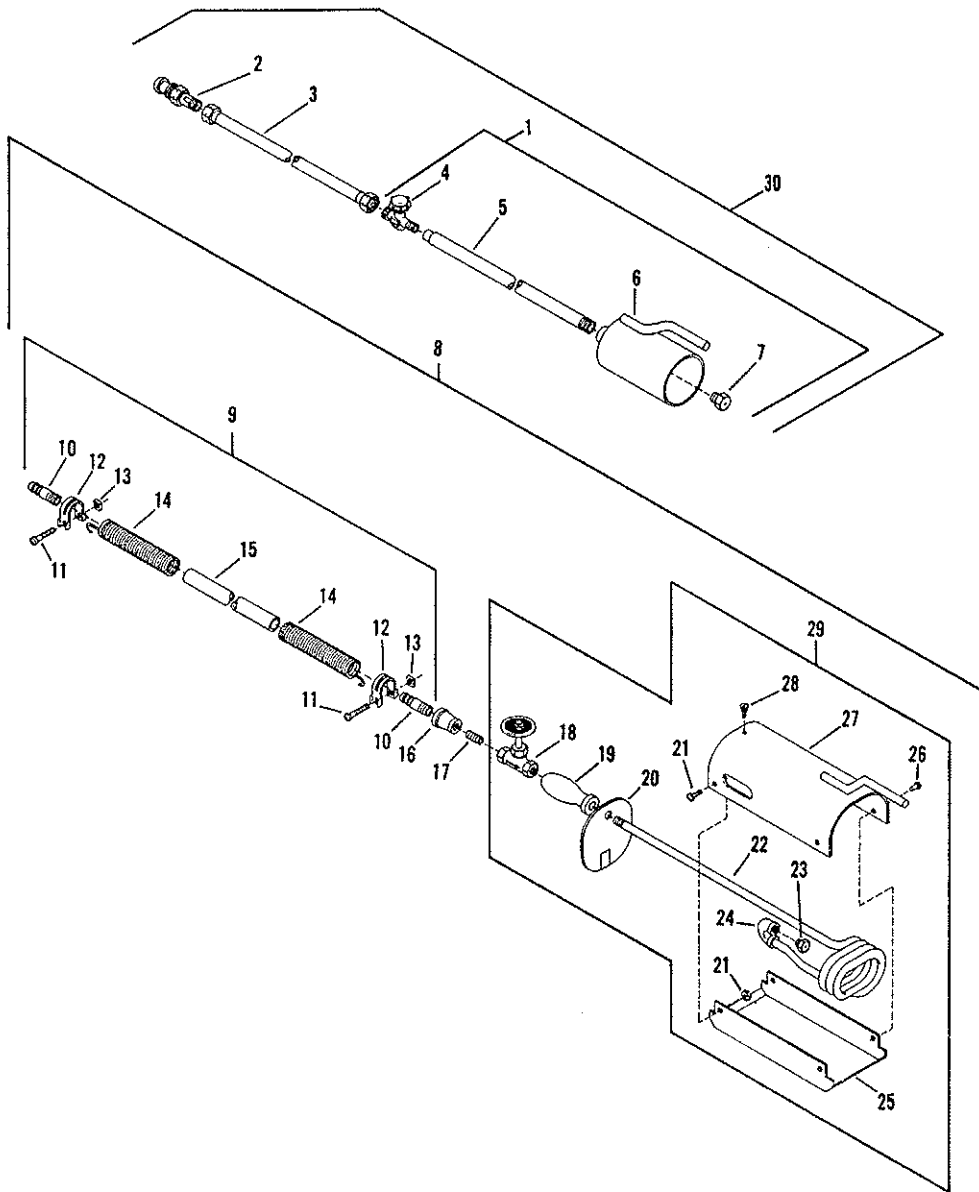
BURNERS - PORTABLE GENERATING



REF.	PART NO.	QTY.	DESCRIPTION	REF.	PART NO.	QTY.	DESCRIPTION
1	6500053	1	PORTABLE BURNER=LESS ITEMS	14	7700028	1	PLUG HOLDER
	7700086	1	29 AND 30	15	7700032	1	PAN
	7700050	1	TANK	16	3330462	1	AIR PUMP
	7700046	1	CARRYING STRAP NS	17	7700089	1	ROD
2	7700046	1	PRESSURE GAUGE	18	7700090	1	SPRING
3	7700065	1	BURNER HOSE=6 FT	19	7700091	1	CAP
4	3330447	1	PORTABLE BURNER ASSEMBLY	20	7700092	2	NUT
5	7700024	1	VALVE	21	7700056	1	WASHER
6	7700025	1	HANDGRIP	22	7700057	1	WASHER
7	7700087	1	COIL	23	7700058	1	WASHER
8	7700031	1	80 OCTANE PLUG	24	7700060	1	WASHER
	7700029	1	KEROSENE PLUG	25	7700062	1	VALVE NS
	7700030	1	DISEL FUEL PLUG	26	7700048	1	BARREL
	7700088	1	100 OCTANE PLUG	27	7700047	1	GASKET
9	3330461	1	SHELL	28	7700093	1	HANDLE
10	7700035	2	SHEET METAL SCREW	29	3330277	1	BURNER CARRIER ASSEMBLY
11	7700027	2	MACHINE SCREW WITH NUT	30	6500048	1	NEEDLE
12	7700034	2	RIVET				
13	7700026	1	PLATE				

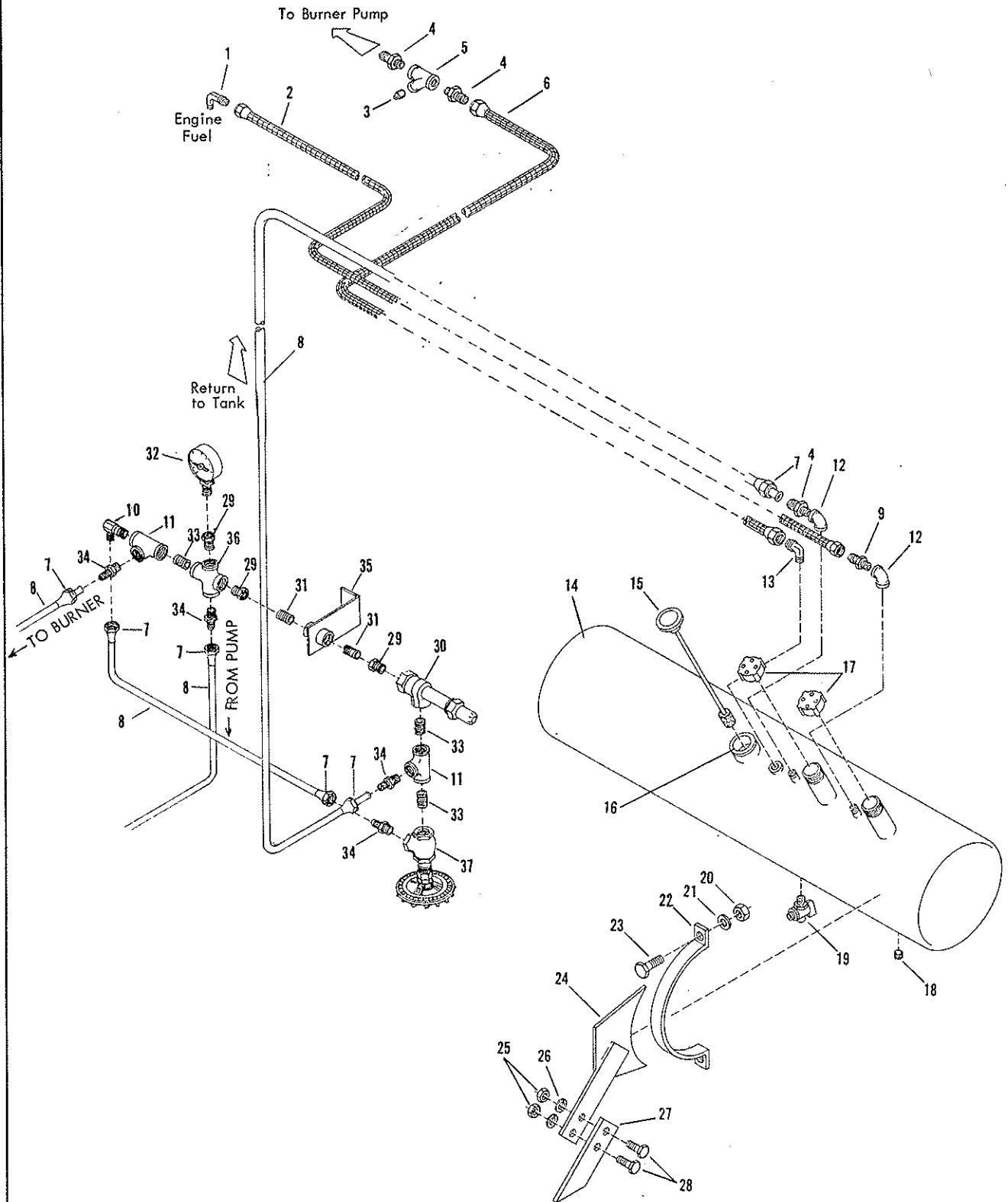
NS=NOT SHOWN

PORTABLE BURNERS - VAPOR PROPANE - KEROSENE GENERATING



REF.	PART NO.	QTY.	DESCRIPTION	REF.	PART NO.	QTY.	DESCRIPTION
1	7720046	1	BURNER ASM-PORTABLE, LPG VAPOR	21	7700027	2	BOLT-HAUCK, W/NUT
2	6600202	1	CONNECTOR-TYPE F	22	7700087	1	COIL-HAUCK
3	6600201	1	HOSE-BURNER PORT, PROPANE LP+VP	23	7700031	AR	PLUG-80 OCTANE
4	6500064	1	VALVE-SHUT-OFF	7700029	AR	PLUG-KEROSENE	
5	3330301	1	HANDLE ASM-PORTABLE BURNER	7700030	AR	PLUG-DIESEL FUEL	
6	3330298	1	SHROUD ASM-PORTABLE BURNER	7700088	AR	PLUG-100 OCTANE	
7	3330001	1	PLUG-VAPORIZING	24	7700028	1	HOLDER-PLUG
8	3330351	1	HOSE ASM-PORTABLE GENERATING	25	7700032	1	FAN
9	3330331	1	HOSE ASM-20 PORTABLE BURNER	26	7700034	2	RIVET
10	3330028	2	ADAPTOR-HOSE, PORTABLE BURNER	27	3330461	1	SHELL ASM-PORT BURNER, GEN
11	0436754	2	SCREW-MACH, PMSL, 10MFX1.00, PD	28	7700025	2	BOLT-HAUCK
12	6000254	2	CLAMP-HOSE, 0.8X IDEAL	29	3330447	1	BURNER ASM
13	0120614	2	NUT-HEX, MACH, 10MFX PD	30	7720042	1	BURNER ASM-LPG VAPOR, COMPLETE
14	3330332	2	SHEATH-PORTABLE BURNER HOSE				
15	6600318	AR	HOSE-KEROS, 0.5 X 1 BRAID /FT				
16	0105420	1	COUPLING-PIPE, 0.25X0.12NPT, PN				
17	0105406	1	NIPPLE-PP, SCH 40, 0.12X1.50, PN				
18	7700024	1	VALVE-HAUCK				
19	7700025	1	GRIP-HAND, HAUCK				
20	7700026	1	PLATE-BACK, HAUCK				
							AR = AS REQUIRED

FUEL TANK AND LINES - TOP DRAW

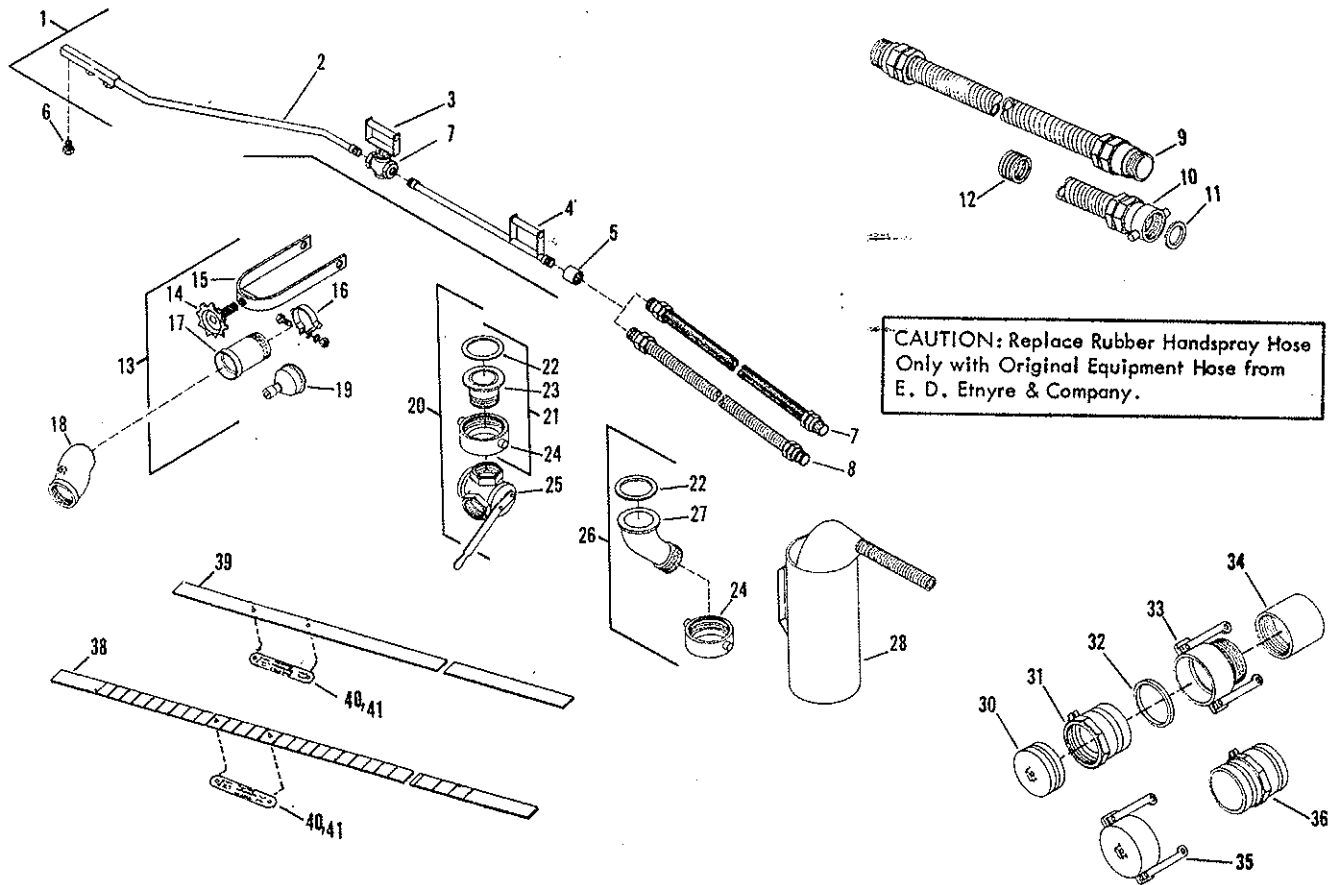


FUEL TANK AND LINES - TOP DRAW

REF.	PART NO.	QTY.	DESCRIPTION	REF.	PART NO.	QTY.	DESCRIPTION
1	0120658	1	Elbow-Flrd, 90 Deg, 0.31TBG. x 0.12P				
2	9250128	AR	Tube Asm-Cop, 0.310D, Per Foot				
3	0219191	1	Plug-Pipe, Sq Hd, 0.38NPT,PN				
4	0118750	8	Adapter-Auto, St, 04MP-06MS				
5	6600199	1	Strainer-Sty B, Typ 4				
6	9250129	AR	Tube Asm-Cop, 0.380D, Per Foot				
7	0118539	8	Nut-Flared, 0.38 x 1.31				
8	6309070	AR	Tube-0.38 In, Cop, Per Foot				
9	0110200	1	Adapter-Auto, St, 04MP-05MS				
10	6200179	1	Elbow 0.38 Tube x 0.38MPT, 90Deg				
11	0120280	2	Tee-Pipe, 0.38NPT,PN				
12	0105413	2	Elbow-Pipe, 90, 0.25NPT,PN				
13	0118755	1	Elbow-Auto, 90, 04MP-06MS				
14	3331114	AR	Tank Asm-Fuel, 12 x 42, 2 Compt				
	3331115	AR	Tank Asm-Fuel, 12 x 42, 1 Compt				
	3331116	AR	Tank Asm-Fuel, 14 x 54, 2 Compt				
	3331117	AR	Tank Asm-Fuel, 14 x 54, 1 Compt				
	3331118	AR	Tank Asm-Fuel, 16 x 48, 2 Compt				
	3331119	AR	Tank Asm-Fuel, 16 x 60, 2 Compt				
15	6601306	1	Gauge-Liquid Level, 12 In Tank				
	6601307	1	Gauge-Liquid Level, 14 In Tank				
	6601308	1	Gauge-Liquid Level, 16 In Tank				
16	6601309	1	Tank Neck-Gauge, Gas, Mech				
17	6100235	2	Cap-Filler, Fuel Tank				
18	0143997	1	Plug-Pipe, Sock, 0.25NPT,PN				
19	6600162	1	Cock-Drain, 0.25 In				
20	0120371	4	Nut-Hex, 0.5NC,PD				
21	0120384	4	Washer-Lock, 0.50, Spring,PD				
22	3311035	2	Band-Support, Fuel Tank, 12 In				
	3311022	2	Band-Support, Fuel Tank, 14 In				
	3311034	2	Band-Support, Fuel Tank, 16 In				
23	0122459	4	Screw-Hex, 0.50NC x 2.00, GR2,PD				
24	3311187	1	Extension-Brace, Aux, Fuel Tank				
25	0120377	2	Nut-Hex, 0.38NC,PD				
26	0120382	2	Washer-Lock, 0.38, Spring,PD				
27	3311186	1	Brace-Aux, Fuel Tank Mtg				
28	0120918	2	Screw-Hex, 0.38NC x 1.50, GR2,PD				
29	0119931	3	Bushing-Pipe, 0.38 x 0.25NPT,PN				
30	6600197	1	Valve-Relief, 0.38 In				
31	0105407	2	Nipple-PP, Sch 40, 0.25 x 1.50PN				
32	6600196	1	Gauge-Press, 2 In 100 Lbs				
33	0121207	3	Nipple-Sch 40, 0.38 x 1.00,CL				
34	6200174	4	Union-Half, 0.38TU x 0.38MPT				
35	3330239	1	Brkt-Asm Regulator				
36	0115193	1	Cross-Pipe, 0.38NPT,PN				
37	6600195	1	Valve-Globe, Angle, 0.38 In				

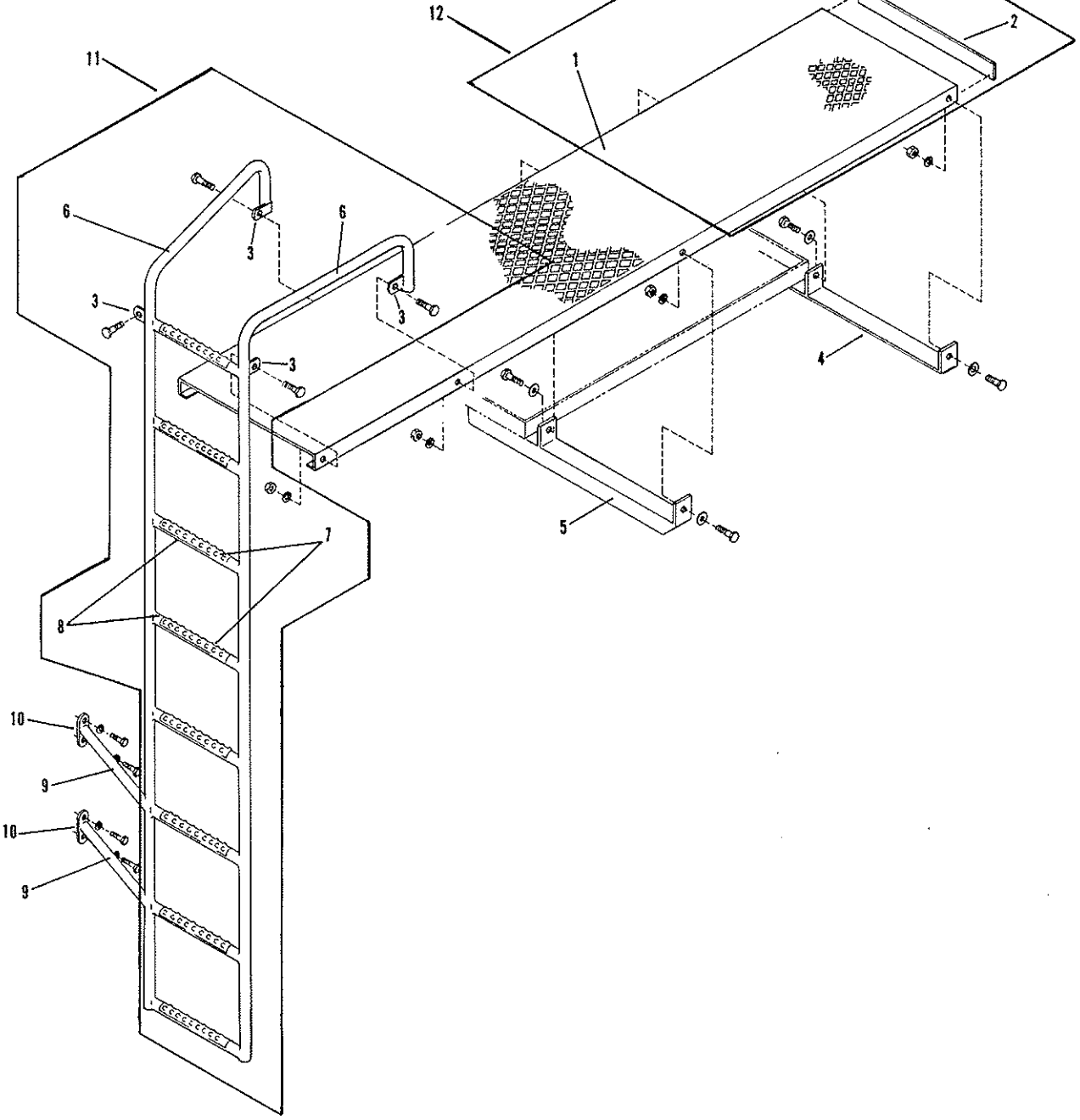
AR = AS REQUIRED

MISCELLANEOUS ATTACHMENTS



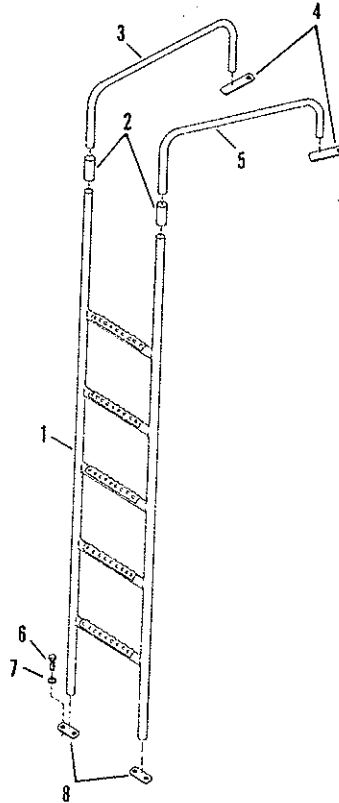
REF.	PART NO.	QTY.	DESCRIPTION	REF.	PART NO.	QTY.	DESCRIPTION
1	3380017	1	Gun Asm-Handspray	28	3390002	1	Can Asm-Washout, 3 Quart
2	3380024	1	Tube Asm-Offset, Handspray Gun	30	6600280	AR	Plug-Dust, 3 In, Aluminum
3	3380390	1	Handle-Handspray Gun	31	6600277	AR	Adaptor-3 In, Alum, Part A
4	3380022	1	Tube Asm-Handspray Gun		6600248	AR	Adaptor, 1 In, Brass, Part A
5	0128137	1	Cplg-Pipe, 1.00PT, PN	32	6600279	AR	Gasket-3 in ID Pipe, Silicone
6	3351011	3	Nozzle-0.12, Spray Bar		6600251	AR	Gasket-1 in ID Pipe, Silicone
	3352205	3	Nozzle-0.31, Spray Bar	33	6600278	AR	Coupler-3 In, Alum, Part B
7	6600392	1	Hose Asm-Handspray, 25 Ft, Rubber		6600249	AR	Coupler-Brass, 1 In, Part B
8	6600252	1	Hose-1, T A x 25, W/Male PO Cplg	34	6200059	AR	Coupling-Pipe, 3.00PT, PN
9	6601926	1	Hose-3, T A, W/Male Cplg, 15 Ft.		0128137	AR	Coupling-Pipe, 1.00NPT, PN
10	6600265	1	Hose Asm- T A, 0.31 In x 15 Ft, M/F Cplg	35	6600281	AR	Cap-Dust, 3 In, Aluminum
	7400004	1	loading Hose-3 In, Rubber		6600250	AR	Cap Asm-Dust, 1.00, Alum, With Gasket and Chain
11	6600267	2	Gasket-3.50 x 2.88 x 0.13, ASB.	36	6600152	AR	Connector-Hose, 3.00 In
12	7220028	1	Cord-Asbestos, 0.06, 1 Lb Spool		6600282	AR	Connector-Hose, Dbl, 3 In, Alum
13	3340039	1	Filling Line Asm.	37	6600726	1	Valve-Handspray Gun
14	3380042	1	Handle Asm-Handspray Adpt	38	3390022	1	Meas. Stick 44 x 64 Oval
15	3340041	1	Socket-Valve Lever		3390024	1	Meas. Stick 46 x 78 Thru 50 x 90 Oval
16	3340671	1	Ring Asm-Clamping, Transfer Vlv		3390025	1	Meas. Stick 54 x 90 Oval
17	3340043	1	Pipe Asm-Tank Car		3390434	1	Meas. Stick 64 x 90 Oval
18	3340040	1	Connector-Hose, 3 In.	39	3390646	1	Dipstick 44 x 64 Oval
19	3340036	1	Cap-Filling Line		3390647	1	Dipstick 46 x 78 Thru 50 x 90 Oval
20	3380109	1	Valve Asm-W/Coupling		3390648	1	Dipstick 56 x 90 Oval
21	3380008	1	Cplg Asm-Installation		3390649	1	Dipstick 64 x 90 Oval
22	3380103	2	Gasket-Coupling, Tank Car		3390650	1	Dipstick 32 x 48, 35 x 54, & 38 x 60
23	3380009	1	Cplg Asm-Tank Car	40	3390645	1	Label-MS (1) Flue
24	6100010	2	Nut-Coupling	41	3390643	1	Label-MS (2) Flue 66 & 89 RAD
25	3380004	1	Valve Asm-3In, Tank Cap Cplg		3390644	1	Label-MS (2) Flue 44 RAD
26	3380001	1	Cplg-Tank Car				
27	3380101	1	Shank-Male, Tank Car Cplg				

LADDER AND WALKWAY



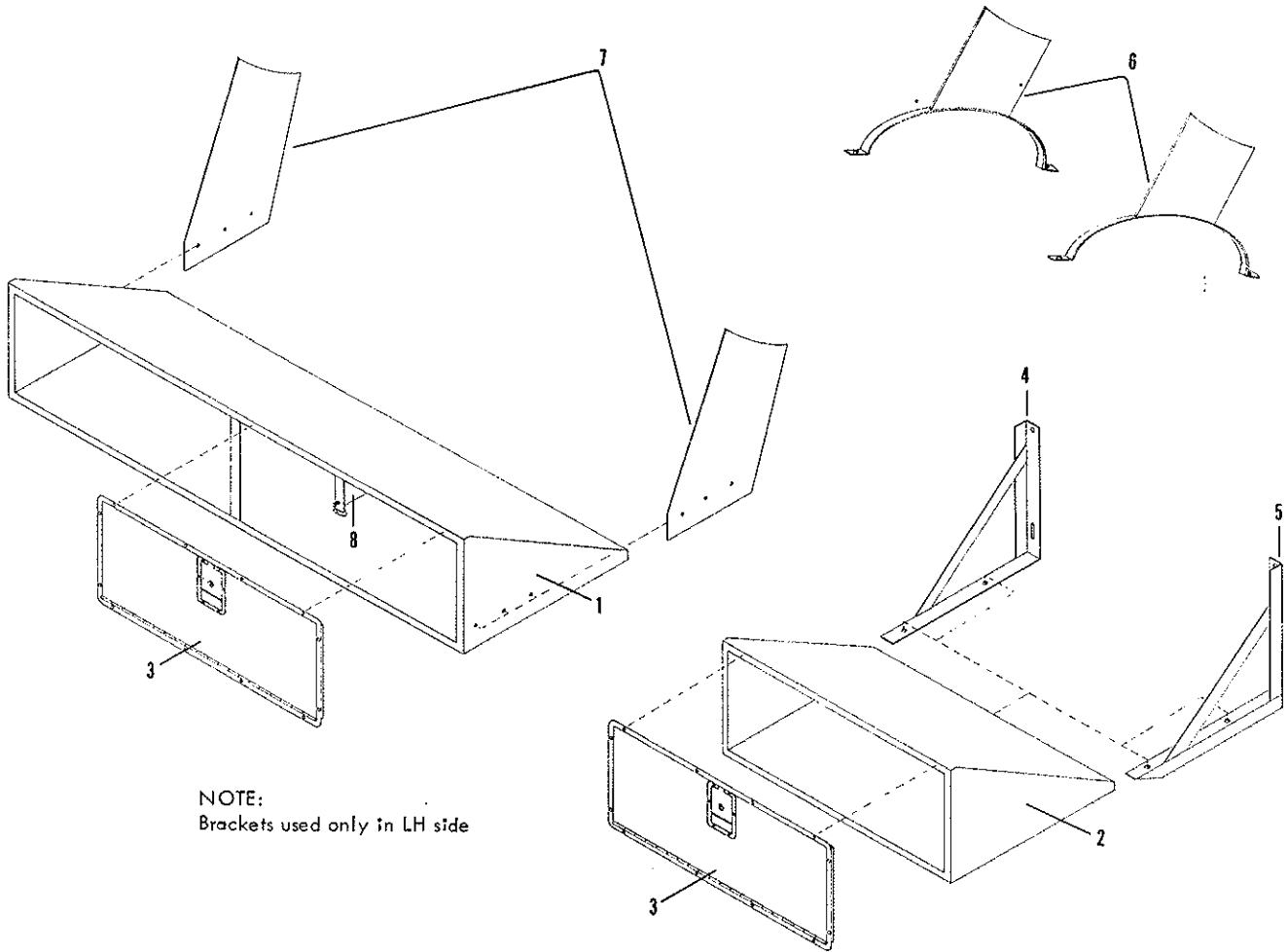
REF.	PART NO.	QTY.	DESCRIPTION	REF.	PART NO.	QTY.	DESCRIPTION
1	6303603	1	GRATING-14 GA,SERRATED /FT	11	3311422	1	Ladder Asm-Rear, Sam
2	3380468	1	PLATE-END,WALKWAY	12	3321367	1	Walkway Asm-Sam, MH Platform
3	2780136	4	PLATE-MOUNTING,LADDER				
4	3380469	1	ANGLE ASM-SUPPORT,WALKWAY,RT				
5	3380470	1	ANGLE ASM-SUPPORT,WALKWAY,LT				
6	2750233	2	SIDERAIL-LADDER, REAR				
7	2780444	8	GPIP-NON SLIP,LADDER RUNG				
8	3310171	8	RUNG-LADDER				
9	6303356	2	PIPE-SCH 40,0.75,FT				
10	3310152	2	PLATE ASMBLY-LADDER MT				

LADDER REAR BT/SAM



REF.	PART NO.	QTY.	DESCRIPTION	REF.	PART NO.	QTY.	DESCRIPTION
1	3311510	1	Ladder-Lt. Pltf, BT/SAM				
2	3380306	2	Socket-Ladder, 90" Oval Tank				
3	3380305	1	Rail-Ladder Lt Ext, 90" Oval				
4	3311509	2	Plate-Mtg, Ladder, BT/SAM				
5	3380304	1	Rail-Ladder Rt Ext, 90" Oval				
6	0122433	4	Screw-Hex, 0.50NC x 1.50, GR2, PD				
7	0120384	4	Washer-Lock, 0.50, Spring, PD				
8	3310152	2	Plate Assembly-Ladder Mt.				

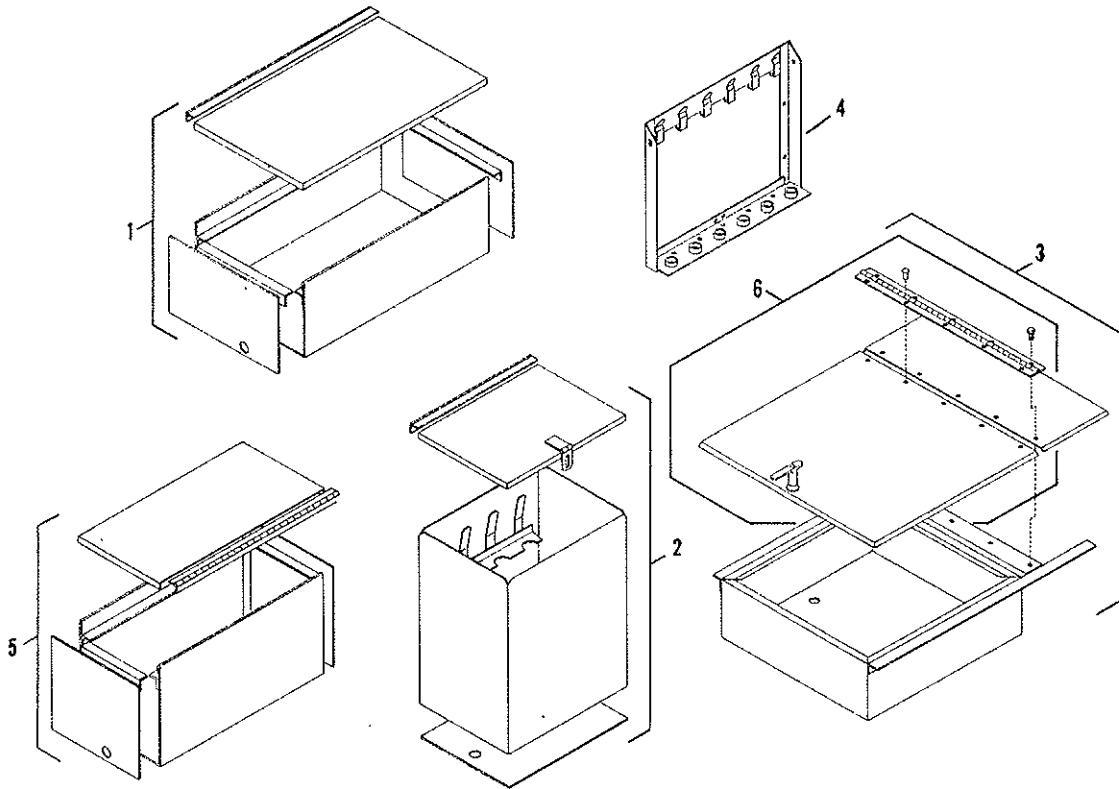
BT/SAM TOOLBOXES, TOOLBOX HANGERS,
and FUEL TANK GUSSETS



NOTE:
Brackets used only in LH side

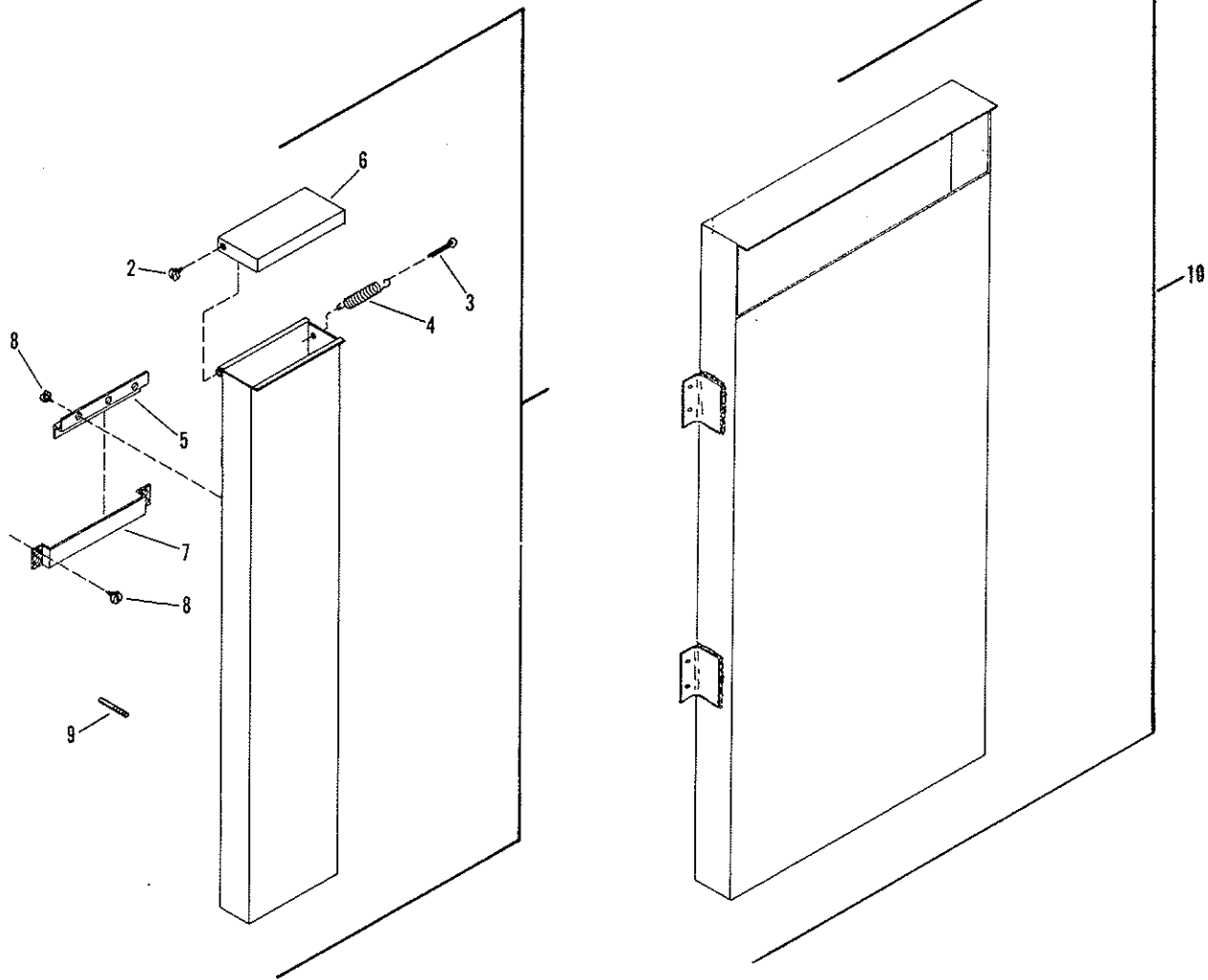
REF.	PART NO.	QTY.	DESCRIPTION	REF.	PART NO.	QTY.	DESCRIPTION
1	3311501	1	Tool Box-Half Box Sam 30"	7	3380501	AR	Hanger-Tool Box, 64 x 90
2	3311415	1	Tool Box Asm-Right Side 60"		3380500	AR	Hanger-Tool Box, 56 x 90
	3311547	1	Tool Box Asm-Left Side 60"		3380497	AR	Hanger-Tool Box, 50 x 90
3	3310761	AR	Door Asm-Tool Box, Alum.		3380502	AR	Hanger-Tool Box, 49 x 83
4	3311529	1	Bracket-Tool Box, LH		3380498	AR	Hanger-Tool Box, 46 x 78
5	3311528	1	Bracket-Tool Box, RH		3380499	AR	Hanger-Tool Box, 48 x 70
6	3380483	AR	Gusset-Fuel Tank, 64"x 90"		3380503	AR	Hanger-Tool Box, 44 x 64
	3380488	AR	Gusset-Fuel Tank, 56 x 90	8	3380582	1	Shield Rear Tool Box (Used on LH Side Only)
	3380485	AR	Gusset-Fuel Tank, 50 x 90				
	3380484	AR	Gusset-Fuel Tank, 49 x 83				
	3380486	AR	Gusset-Fuel Tank, 48 x 70				
	3380487	AR	Gusset-Fuel Tank, 46 x 78				
	3380489	AR	Gusset-Fuel Tank, 44 x 64				
				AR- AS REQUIRED			

BOX - BAR SECTION



REF.	PART NO.	QTY.	DESCRIPTION	REF.	PART NO.	QTY.	DESCRIPTION
1	3350410	1	SECTION CARRIER SOAKING BOX				
2	3350370	1	SECTION BOX-HYD DIST				
3	3320687	1	KEROSENE BATH SECTION CARRIER				
4	3350273	1	SECTION CARRIER ASSEMBLY				
5	3350362	1	KEROSENE BATH SECTION				
6	3320686	1	LID ASSEMBLY				

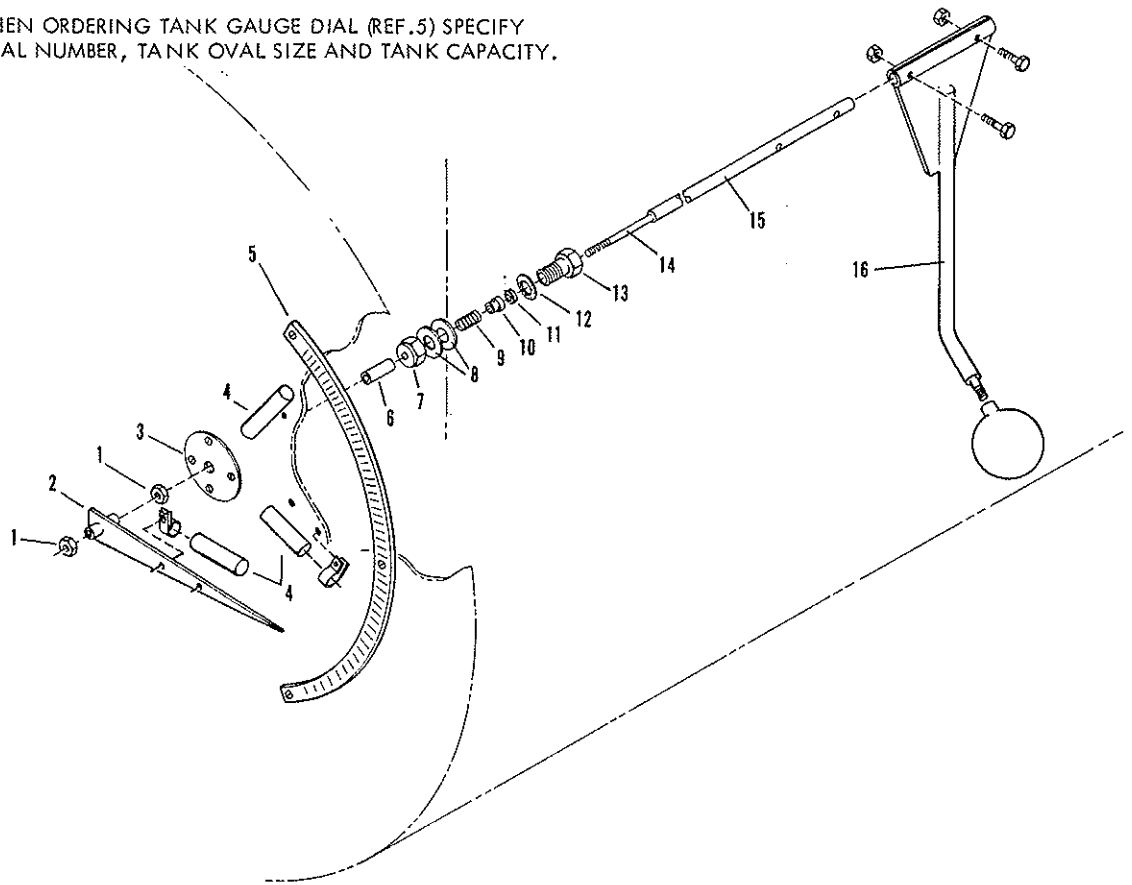
SMOKE STACKS - EXTERNAL



REF.	PART NO.	QTY.	DESCRIPTION	REF.	PART NO.	QTY.	DESCRIPTION
1	3380193	1	SMOKE STK ASM-26 IN-SS-6 FL	10	3380419	1	Stack Asm-Econo Steel-46 Lg.
	3380197	1	SMOKE STK ASM-32 IN-SS-6 FL		3380420	1	Stack Asm-Econo Steel-48 Lg.
	3380194	1	SMOKE STK ASM-36 IN-SS-6 FL		3380421	1	Stack Asm-Econo Steel-54 Lg.
	3380198	1	SMOKE STK ASM-43 IN-SS-6 FL		3380422	1	Stack Asm-Econo Steel-62 Lg.
	3380202	1	SMOKE STK ASM-48 IN-SS-6 FL				
	3380218	1	SMOKE STK ASM-53 IN-SS-6 FL				
	3380221	1	SMOKE STK ASM-56 IN-SS-6 FL				
	3380222	1	SMOKE STK ASM-61 IN-SS-6 FL				
2	9426134	2	SCREW				
3	0103386	2	COTTER PIN				
4	3330050	1	SPRING				
5	3380135	1	HOOK				
6	3380140	1	COVER				
7	3380136	1	BRACKET				
8	0144744	7	SELF TAPPING SCREWS £14 X 3/4				
	3380311	AR	STUD-SMOKE STK MT				

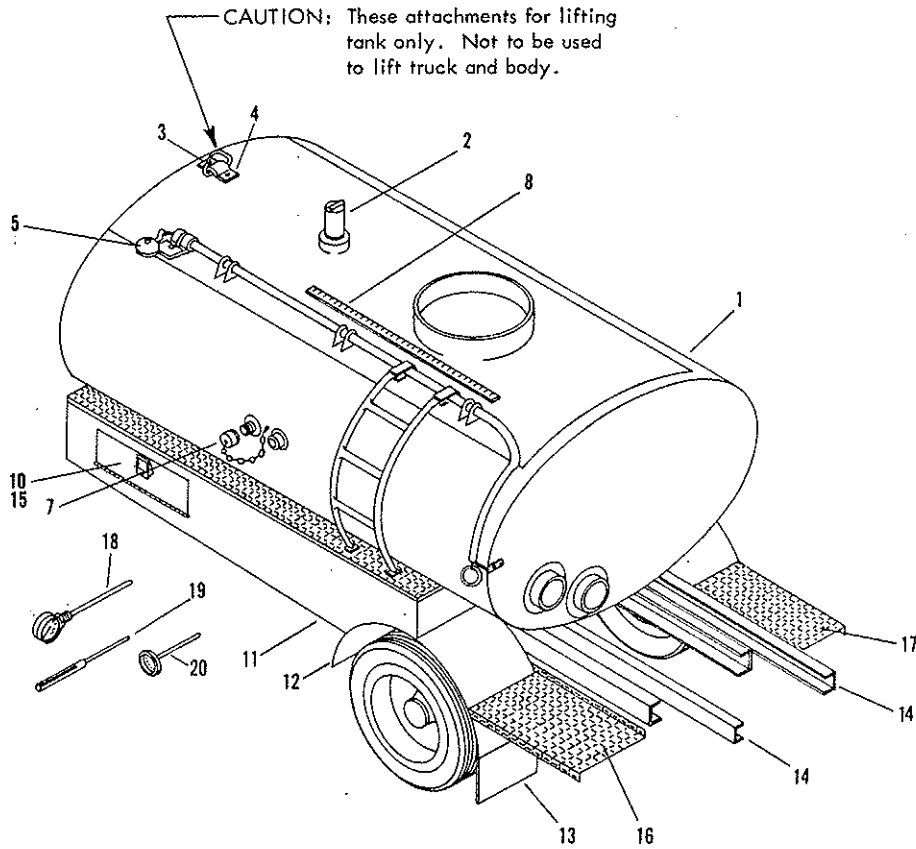
TANK GAUGE ASSEMBLY

NOTE: WHEN ORDERING TANK GAUGE DIAL (REF.5) SPECIFY UNIT SERIAL NUMBER, TANK OVAL SIZE AND TANK CAPACITY.



REF.	PART NO.	QTY.	DESCRIPTION	REF.	PART NO.	QTY.	DESCRIPTION
1	0120376	2	NUT-HEX,0.31NC,PD				
2	3360851	1	POINTER ASM-SAM DIAL				
3	3341199	1	COVER-JKT,DRIVE,SHAFT TK GAGE				
4	6701832	3	SWITCH-SPDT MAGNETIC,3AMP EF				
5	3380438	1	DIAL-BLANK,SAM				
6	3360826	1	SPACER-POINTER,TANK GAUGE,SAM				
7	3360828	1	NUT ASM-PACKING RETAINER,SAM				
8	0131002	2	WASHER-FLAT,1.00A(1.06X2.50)PD				
9	3360192	1	SPRING-PACKING, TANK GAUGE				
10	3360187	1	SLEEVE-PACKING,TANK GAUGE				
11	3360204	1	PACKING-TANK GAUGE				
12	3360825	1	GASKET-ABS. 1 3/4X1X1/16				
13	3360822	1	SCREW-FITTING TANK GA,1 NC SAM				
14	3360824	1	SHAFT-DRIVE TANK GAGE,SAM				
15	6303353	1	PIPE-SCH 40,0.25,FT				
16	3360837	1	STEM ASM-TANK GAGE 44X64 OVAL				
	3360835	1	STEM ASM-TANK GAGE 46X78 OVAL				
	3360833	1	STEM ASM-TANK GAGE 48X70 OVAL				
	3360839	1	STEM ASM-TANK GAGE 49X33 OVAL				
	3360836	1	STEM ASM-TANK GAGE 50X90 OVAL				
	3360834	1	STEM ASM-TANK GAGE 56X90 OVAL				
	3360838	1	STEM ASM-TANK GAGE 64X90 OVAL				

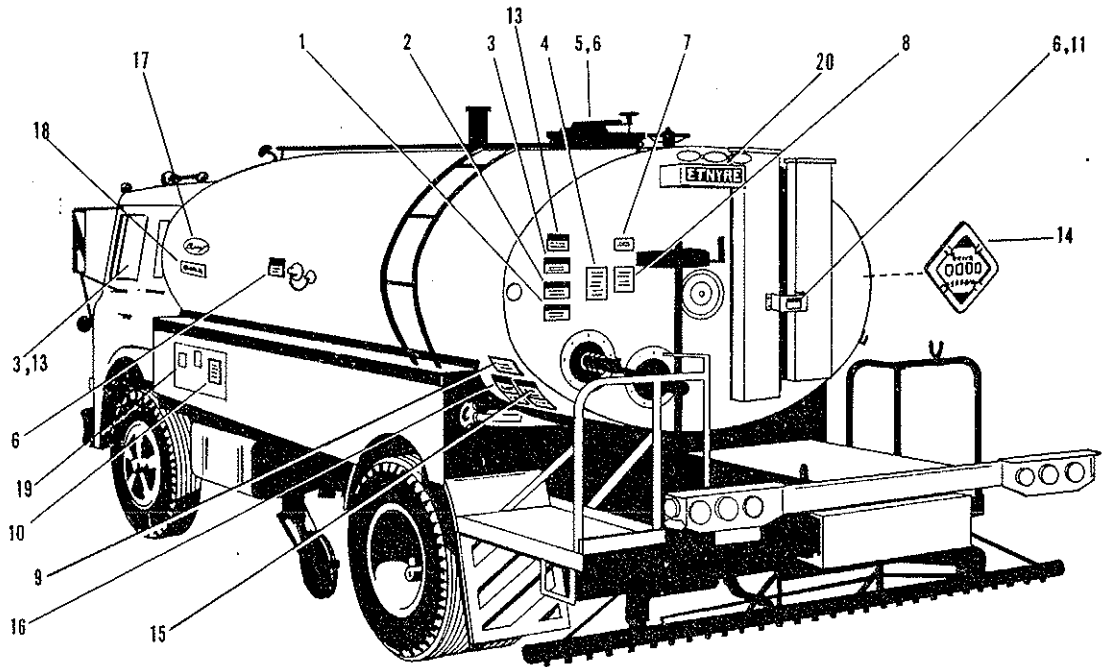
MISCELLANEOUS



REF.	PART NO.	QTY.	DESCRIPTION	REF.	PART NO.	QTY.	DESCRIPTION
1		1	Rear Jacket Head-Aluminum	15	3310080	1	Tool Box Asm-36", W/O Door, NS
		1	Rear Jacket Head-Steel		3310095	1	Tool Box Asm-48", W/O Door, NS
		1	Rear Jacket Head-Stainless Steel		2610034	1	Tool Box Asm-12 x 36 -NS
2	3300024	1	Dome Assembly-Overflow	16	3310808	1	Left Platform
3	3300106	2	Ring-Lifting Attachment	17	3310808	1	Right Platform
4	3300104	2	Bracket-Lifting Attachment	18	6500036	1	Thermometer-Angle, F AH.
5	3390058	1	Bell & Bracket Assembly		6500194	1	Thermometer-Angle, Dial, 31", F.
6	3390061	1	Ring Asm-Pull, Signal Bell		6500037	1	Thermometer-Angle, Cnt.
7	3300038	1	Cap Assembly-Thermometer		6500195	1	Thermometer-Angle, Dial, 31", C.
8	3390434	1	Measuring Stick		0144034	AR	Bushing-Pipe, Red, 0.75 x 0.50
9	3330200	2	Ring-Outer, Burner Box	19	6500034	1	Thermometer-Pencil, 50-600 D.F.
	3330201	2	Ring-Inner, Burner Box		6500035	1	Thermometer-Pencil, 10-315 D.C.
10	3310087	1	Door Asm-Tool Box	20	6500038	1	Thermometer-Dial, 50-500 D.
11	3310761	1	Left Skirting		6500040	1	Thermometer-Dial, 0-300 D.C.
		1	Right Skirting -NS		6500039	1	Thermometer-2" Dial, 9" Stem
12	3380581	2	Fender-Single, Steel				
	3380580	2	Fender-Tandem, Steel				
	2750608	2	Fender-Single, Aluminum				
	2750669	2	Fender-Tandem, Aluminum				
13	6450095	2	Guard-Splash, Chevron, 24 x 20				
14	3310748	2	Frame Asm-Rear Engine				
	3310749	2	Frame Asm-Hyd, Mtr.				

* - SPECIFY UNIT SERIAL NUMBER
NS - NOT SHOWN
AR - AS REQUIRED

CAUTION PLATE IDENTIFICATION



- ⚠ For operator safety and possible liability protection, all Safety and Instruction Plates should remain in place and be legible.
- ⚠ Should a plate be removed, lost, or become illegible, reorder and replace immediately.
- ⚠ If plates become difficult to read because of material coating the surface, clean with solvent.

REF.	PART NO.	QTY.	DESCRIPTION	REF.	PART NO.	QTY.	DESCRIPTION
1	3561029	1	Plate-Caution, Shields In Place	17	3390191	2	Decal-Oval, Etnyre
2	3561028	1	Plate-Caution, Remain Clear	18	3390190	2	Decal-Blacktopper
3	3561027	2	Plate-Caution, Before Starting	19	3360414	1	Plate-Name, Distributor, Brass
4	3390537	1	Plate-Warning, Burner, General	20	3390149	1	Plate-Name, Straight, Etnyre
5	3390535	2	Plate-Warning, Manhole				
6	3561030	3	Plate-Caution, Hot Surface				
7	3390536	1	Plate-Warning, Quad Lever, Air				
8	3390538	*	Plate-Directions, Generating Burner				
	3390539	*	Plate-Directions, Lo Pressure Burner				
	3390540	*	Plate-Directions, LPG Burner				
	3390629	*	Plate-Directions, High Pressure Burners				
9	3390534	1	Plate-Warning, Fill Cap				
10	3390533	1	Plate-Warning, Safety, General				
11	3390562	1	Bracket-Mtg, Caution Plate, Hot Surf				
12	6100139	AR	Rivet-Pop, 0.12, Not Shown				AR = As Required
13	3390620	2	Plate-Warning, Manuals				
14	6320056	AR	Placard System (Optional)				
15	3390636	1	Plate-Warning, Flues Covered				* Use Appropriate Plate For Specific Burner Type
16	3390637	1	Plate-Warning, Asphalt Grades				

INDEX

PART NO.	PAGE	PART NO.	PAGE	PART NO.	PAGE	PART NO.	PAGE	PART NO.	PAGE
0100423	72	0105420	109	0119931	71	0120377	94	0120614	15
0102586	9	0105422	93	0119931	74	0120377	97	0120614	15
0102872	104	0105423	9	0119931	94	0120377	111	0120614	109
0102892	21	0105423	18	0119931	111	0120378	15	0120620	93
0102892	67	0105423	35	0120063	99	0120378	23	0120622	39
0102892	69	0105423	36	0120214	5	0120378	51	0120628	10
0102912	67	0105423	37	0120214	9	0120378	53	0120631	39
0102912	69	0105423	39	0120214	15	0120378	70	0120658	111
0102913	23	0105423	41	0120214	25	0120378	79	0120704	93
0103373	5	0105423	54	0120214	26	0120378	81	0120706	39
0103373	9	0105423	71	0120214	42	0120378	85	0120706	61
0103374	35	0105423	93	0120214	43	0120378	102	0120706	63
0103374	72	0105423	96	0120214	69	0120378	103	0120706	63
0103376	89	0105423	101	0120214	73	0120378	103	0120706	63
0103384	9	0106850	9	0120214	93	0120380	9	0120741	5
0103384	73	0106850	21	0120214	97	0120380	18	0120755	107
0103385	5	0107327	6	0120214	102	0120380	39	0120918	99
0103385	73	0107376	70	0120217	15	0120380	44	0120918	111
0103386	5	0107376	81	0120217	39	0120380	51	0121207	18
0103386	117	0108686	18	0120233	9	0120380	53	0121207	42
0103388	31	0108686	94	0120233	10	0120380	79	0121207	43
0103388	73	0108687	13	0120233	18	0120380	96	0121207	44
0103389	25	0110200	96	0120233	30	0120380	97	0121207	99
0103389	26	0110200	102	0120233	97	0120382	9	0121207	101
0103407	32	0110200	103	0120233	99	0120382	10	0121207	111
0103408	70	0110200	104	0120279	94	0120382	14	0121209	18
0103409	32	0110200	111	0120280	111	0120382	16	0121209	74
0103411	25	0110456	51	0120283	81	0120382	18	0121323	39
0103411	26	0111001	96	0120283	83	0120382	25	0121323	40
0103462	9	0111305	94	0120283	85	0120382	70	0121358	15
0103565	79	0112139	10	0120284	101	0120382	79	0121574	51
0103598	9	0115193	42	0120366	9	0120382	79	0121574	54
0103615	30	0115193	43	0120366	97	0120382	97	0121574	67
0103646	23	0115193	44	0120367	94	0120382	111	0121574	69
0104083	21	0115193	99	0120368	5	0120383	44	0121758	105
0105404	93	0115193	111	0120368	15	0120383	81	0121758	107
0105405	18	0115237	13	0120368	79	0120383	83	0121841	53
0105405	36	0115321	97	0120369	15	0120383	85	0121841	95
0105405	39	0115321	99	0120371	10	0120384	10	0121852	79
0105405	41	0118539	99	0120371	35	0120384	53	0121887	15
0105405	71	0118539	111	0120371	54	0120384	54	0121887	53
0105405	93	0118750	36	0120371	111	0120384	54	0121887	102
0105405	101	0118750	39	0120375	9	0120384	70	0121887	103
0105405	107	0118750	40	0120375	18	0120384	102	0121900	44
0105406	109	0118750	41	0120375	39	0120384	103	0121900	79
0105407	39	0118750	42	0120375	44	0120384	103	0121913	9
0105407	42	0118750	43	0120375	53	0120384	111	0121926	97
0105407	43	0118750	44	0120375	63	0120384	114	0121954	53
0105407	44	0118750	93	0120375	63	0120386	15	0121960	18
0105407	54	0118750	105	0120375	63	0120386	53	0121960	32
0105407	107	0118750	107	0120375	79	0120386	81	0121960	39
0105407	111	0118750	111	0120375	81	0120386	83	0121966	94
0105409	87	0118755	32	0120375	83	0120386	85	0122007	93
0105409	93	0118755	36	0120375	85	0120386	93	0122007	97
0105409	102	0118755	42	0120375	97	0120386	94	0122017	5
0105413	71	0118755	43	0120375	104	0120386	96	0122017	6
0105413	96	0118755	74	0120376	5	0120386	99	0122017	25
0105413	101	0118755	93	0120376	42	0120388	79	0122017	26
0105413	111	0118755	102	0120376	43	0120388	83	0122017	105
0105416	93	0118755	104	0120376	69	0120388	85	0122027	9
0105417	18	0118755	105	0120376	73	0120388	87	0122027	25
0105417	36	0118755	111	0120376	87	0120388	89	0122027	26
0105417	39	0119097	99	0120376	89	0120389	39	0122027	42
0105417	41	0119098	18	0120376	91	0120389	79	0122027	43
0105417	42	0119291	18	0120376	102	0120389	81	0122027	69
0105417	43	0119920	18	0120376	118	0120389	83	0122027	73
0105417	44	0119920	36	0120377	14	0120389	85	0122027	79
0105417	71	0119920	96	0120377	16	0120389	89	0122083	5
0105417	74	0119930	93	0120377	18	0120390	9	0122119	9
0105417	93	0119930	104	0120377	21	0120390	79	0122119	18
0105417	96	0119931	18	0120377	25	0120391	93	0122119	32
0105417	101	0119931	36	0120377	36	0120426	70	0122119	54
0105417	107	0119931	39	0120377	79	0120426	73	0122145	36

INDEX

PART NO.	PAGE	PART NO.	PAGE	PART NO.	PAGE	PART NO.	PAGE	PART NO.	PAGE
0122145	70	0133063	74	0271506	37	0454121	105	3300317	6
0122145	79	0133063	81	0271506	41	0454904	16	3300318	6
0122181	83	0133063	83	0271506	67	0454907	14	3300319	6
0122181	85	0133063	85	0271506	69	0455481	32	3300338	70
0122181	87	0134530	95	0271506	79	1020380	94	3300339	70
0122181	89	0137185	25	0271506	79	2610034	119	3300350	6
0122253	44	0137185	67	0271506	81	2630074	35	3300351	6
0122267	81	0137185	69	0271506	83	2630277	97	3300356	5
0122267	83	0137185	79	0271506	85	2630284	97	3300405	107
0122267	85	0137185	81	0272336	81	2630285	97	3300759	5
0122279	89	0137185	83	0272336	83	2630287	97	3300815	13
0122293	32	0137185	85	0272336	85	2630288	97	3300875	6
0122293	36	0137204	53	0274247	99	2660079	104	3300876	6
0122293	73	0142017	50	0274249	99	2700042	5	3300877	6
0122408	21	0142269	18	0274253	13	2750233	113	3300878	6
0122408	102	0142269	42	0274253	16	2750298	5	3300879	6
0122408	103	0142269	43	0274635	53	2750299	5	3300880	6
0122433	23	0142269	94	0274636	70	2750524	6	3310080	119
0122433	54	0142275	36	0274636	89	2750525	6	3310087	119
0122433	54	0142275	43	0274637	31	2750526	6	3310095	119
0122433	67	0142664	96	0274637	79	2750608	119	3310118	25
0122433	81	0142745	49	0274637	87	2750669	119	3310119	25
0122433	83	0142834	94	0274637	89	2780136	113	3310121	25
0122433	85	0143997	39	0274637	91	2780444	113	3310152	113
0122433	103	0143997	111	0274993	54	3100118	9	3310152	114
0122433	114	0144034	119	0274993	70	3100284	23	3310171	113
0122446	79	0144045	18	0274993	99	3100302	11	3310179	67
0122459	35	0144093	18	0426899	75	3110034	14	3310181	67
0122459	71	0144093	42	0427494	9	3110034	16	3310182	67
0122459	111	0144093	43	0427547	74	3150247	74	3310217	67
0122472	23	0144093	44	0427585	53	3160001	39	3310217	69
0122472	71	0144594	107	0428217	67	3160005	50	3310218	67
0122513	32	0144603	94	0428217	69	3170013	14	3310218	69
0124583	67	0144613	44	0428217	103	3170013	16	3310221	67
0124589	51	0144744	117	0428715	67	3170021	14	3310221	69
0124589	54	0145377	21	0428715	69	3170021	16	3310347	67
0124589	67	0145655	97	0429687	43	3300018	5	3310347	69
0124589	69	0184365	25	0432903	51	3300019	5	3310353	25
0124589	70	0184365	26	0435507	23	3300024	6	3310353	81
0124589	81	0186679	14	0436669	95	3300024	119	3310353	83
0124589	83	0186679	16	0436695	39	3300036	6	3310353	85
0124589	85	0187154	96	0436695	5	3300038	119	3310358	67
0124829	9	0187154	99	0436730	96	3300044	107	3310358	69
0124829	81	0187395	104	0436738	39	3300104	119	3310359	67
0124829	83	0187396	101	0436746	15	3300106	119	3310359	69
0124829	85	0190697	99	0436748	15	3300120	5	3310748	119
0124843	69	0190699	18	0436750	7	3300121	5	3310749	119
0124939	79	0191492	13	0436750	36	3300122	5	3310761	115
0124944	15	0192470	13	0436754	15	3300125	5	3310761	119
0125348	9	0193257	7	0436754	109	3300135	5	3310808	119
0125366	23	0218202	7	0442709	67	3300136	5	3310808	119
0125915	13	0218233	42	0443139	21	3300142	5	3310879	61
0125968	53	0218233	43	0443139	79	3300146	5	3310883	61
0125973	54	0218233	44	0443139	87	3300148	5	3310887	61
0125988	13	0218239	18	0443139	89	3300149	5	3310888	61
0127726	18	0219187	9	0443139	91	3300150	5	3310889	61
0127800	9	0219189	9	0444097	18	3300151	5	3310897	63
0127800	10	0219189	18	0444097	105	3300152	5	3310897	63
0127800	79	0219191	102	0446363	42	3300154	5	3310897	63
0127800	91	0219191	111	0446363	43	3300159	5	3310901	63
0127874	25	0219199	9	0446363	49	3300293	5	3310901	63
0127874	26	0219199	18	0446363	54	3300294	5	3310902	59
0128137	112	0219301	13	0446363	79	3300300	6	3310902	63
0128137	112	0219309	92	0447835	61	3300301	5	3310906	63
0128228	11	0219358	96	0454085	102	3300302	5	3310907	59
0130999	23	0219359	96	0454085	103	3300308	6	3310907	63
0130999	51	0220086	69	0454085	104	3300309	6	3310915	63
0130999	54	0220088	73	0454085	105	3300310	6	3310916	61
0130999	67	0220088	75	0454109	102	3300311	6	3310918	59
0130999	69	0271501	23	0454109	104	3300313	6	3310918	63
0131002	118	0271501	32	0454121	102	3300314	6	3310919	61
0133046	89	0271501	44	0454121	103	3300315	6	3310927	67
0133063	73	0271501	67	0454121	104	3300316	6	3310931	70

INDEX

PART NO.	PAGE	PART NO.	PAGE	PART NO.	PAGE	PART NO.	PAGE	PART NO.	PAGE
3310932	70	3320294	15	3320969	7	3330047	29	3331107	103
3311022	13	3320295	15	3320970	7	3330049	29	3331108	102
3311022	111	3320296	15	3320977	15	3330050	117	3331108	103
3311034	111	3320307	15	3320979	15	3330061	96	3331109	102
3311035	111	3320308	15	3320983	99	3330062	96	3331111	102
3311155	44	3320313	53	3320994	74	3330073	96	3331111	103
3311186	111	3320314	47	3321024	42	3330074	96	3331114	111
3311187	111	3320314	53	3321025	42	3330077	96	3331115	111
3311334	69	3320315	47	3321037	7	3330077	101	3331116	111
3311339	61	3320323	13	3321044	7	3330077	102	3331117	111
3311340	61	3320335	13	3321050	7	3330081	102	3331118	111
3311342	69	3320339	11	3321066	7	3330184	35	3331119	111
3311348	75	3320340	11	3321068	37	3330185	35	3331143	96
3311349	75	3320343	11	3321079	7	3330200	119	3331144	96
3311350	75	3320363	11	3321090	11	3330201	119	3331154	99
3311358	75	3320368	11	3321155	43	3330202	96	3331155	99
3311373	75	3320369	11	3321174	15	3330202	99	3331159	99
3311374	75	3320393	15	3321176	13	3330213	96	3331162	99
3311379	75	3320411	37	3321183	13	3330213	99	3331246	104
3311383	75	3320411	41	3321188	18	3330214	96	3331257	93
3311389	75	3320411	89	3321254	99	3330214	99	3331263	93
3311393	75	3320457	7	3321255	9	3330218	96	3331264	94
3311394	75	3320458	7	3321269	14	3330219	96	3331283	104
3311396	75	3320461	7	3321269	97	3330220	96	3331284	104
3311397	75	3320462	7	3321306	48	3330230	102	3331287	97
3311399	75	3320464	10	3321307	48	3330237	102	3340003	23
3311415	115	3320465	10	3321308	48	3330239	42	3340004	23
3311422	113	3320467	10	3321309	48	3330239	43	3340022	23
3311423	75	3320516	7	3321311	15	3330239	44	3340023	23
3311424	75	3320521	7	3321311	16	3330239	111	3340024	23
3311425	75	3320522	7	3321312	15	3330277	108	3340025	23
3311501	115	3320523	7	3321312	16	3330293	103	3340026	23
3311509	114	3320524	7	3321316	15	3330298	109	3340026	25
3311510	114	3320525	7	3321316	16	3330301	109	3340026	26
3311528	115	3320526	7	3321318	15	3330331	109	3340027	23
3311529	115	3320536	7	3321319	15	3330333	109	3340027	25
3311537	75	3320541	7	3321319	16	3330351	109	3340027	26
3311547	50	3320542	7	3321323	13	3330356	104	3340028	23
3311547	115	3320546	7	3321324	13	3330422	104	3340028	25
3320002	10	3320549	7	3321325	13	3330423	104	3340028	26
3320003	10	3320550	7	3321327	16	3330447	108	3340029	23
3320004	10	3320553	7	3321328	16	3330447	109	3340029	25
3320034	15	3320579	9	3321330	16	3330461	108	3340029	26
3320117	9	3320586	19	3321331	16	3330461	109	3340033	23
3320132	9	3320596	19	3321332	16	3330462	108	3340036	112
3320144	9	3320608	9	3321334	53	3330503	9	3340039	112
3320146	9	3320610	15	3321337	49	3330503	97	3340040	23
3320148	9	3320611	15	3321339	53	3330504	9	3340040	112
3320155	9	3320612	15	3321344	53	3330522	105	3340041	25
3320163	9	3320613	15	3321346	53	3330522	107	3340041	26
3320164	9	3320614	15	3321367	113	3330583	107	3340041	112
3320182	9	3320615	15	3330001	101	3330589	107	3340043	112
3320183	9	3320634	9	3330001	109	3330590	107	3340045	23
3320190	9	3320635	9	3330014	101	3330976	102	3340045	23
3320191	9	3320639	10	3330015	101	3330977	102	3340046	23
3320192	9	3320686	116	3330018	101	3331034	103	3340046	25
3320193	9	3320687	116	3330022	101	3331035	103	3340046	26
3320198	9	3320707	9	3330026	13	3331036	101	3340048	23
3320214	9	3320712	7	3330028	109	3331036	102	3340074	23
3320216	9	3320715	10	3330029	23	3331036	103	3340075	27
3320218	9	3320722	9	3330030	23	3331073	102	3340122	25
3320219	9	3320813	13	3330032	29	3331073	103	3340122	26
3320220	9	3320813	13	3330033	29	3331074	103	3340123	25
3320221	9	3320814	13	3330034	29	3331076	103	3340123	26
3320224	9	3320815	15	3330035	29	3331078	102	3340125	25
3320226	9	3320816	15	3330036	29	3331078	103	3340125	26
3320228	9	3320819	15	3330037	29	3331082	102	3340126	25
3320228	15	3320822	15	3330039	29	3331082	103	3340126	26
3320284	15	3320849	23	3330040	29	3331086	102	3340127	25
3320288	15	3320850	23	3330041	29	3331086	103	3340127	26
3320289	15	3320892	11	3330042	29	3331105	102	3340128	25
3320290	15	3320896	11	3330045	29	3331106	102	3340128	26
3320291	15	3320910	9	3330046	29	3331107	102	3340129	25

INDEX

PART NO.	PAGE	PART NO.	PAGE	PART NO.	PAGE	PART NO.	PAGE	PART NO.	PAGE
3340129	26	3340414	23	3341034	31	3350119	85	3350228	81
3340130	25	3340416	31	3341035	31	3350120	81	3350228	83
3340130	26	3340416	32	3341036	31	3350120	83	3350228	85
3340131	25	3340417	31	3341060	31	3350120	85	3350240	21
3340131	26	3340418	31	3341061	31	3350131	81	3350241	21
3340132	25	3340423	23	3341062	31	3350131	83	3350242	21
3340132	26	3340429	23	3341110	30	3350131	85	3350243	21
3340133	25	3340432	23	3341134	27	3350135	81	3350244	21
3340133	26	3340433	23	3341199	118	3350135	83	3350246	21
3340134	25	3340436	31	3341231	27	3350135	85	3350256	21
3340134	26	3340436	32	3341233	27	3350136	81	3350257	21
3340135	25	3340441	31	3341236	27	3350136	85	3350261	81
3340135	26	3340444	31	3341270	27	3350138	81	3350261	83
3340136	25	3340446	31	3341271	27	3350138	83	3350261	85
3340136	26	3340448	31	3341272	27	3350138	85	3350262	81
3340137	25	3340450	31	3341276	27	3350147	73	3350262	83
3340137	26	3340452	31	3341304	27	3350155	81	3350262	85
3340138	25	3340453	31	3341305	27	3350155	83	3350264	81
3340138	26	3340454	31	3341306	27	3350155	85	3350264	83
3340141	25	3340462	23	3341307	27	3350157	81	3350264	85
3340143	25	3340466	23	3341308	27	3350157	83	3350268	67
3340158	23	3340473	31	3341309	27	3350157	85	3350268	69
3340163	25	3340473	32	3341310	27	3350159	81	3350269	67
3340167	25	3340474	31	3341311	27	3350159	83	3350269	69
3340168	25	3340474	32	3341338	27	3350159	85	3350270	67
3340171	25	3340491	23	3350025	79	3350160	81	3350270	69
3340171	26	3340497	31	3350040	79	3350160	83	3350272	67
3340182	25	3340575	23	3350044	79	3350160	85	3350272	69
3340182	26	3340582	23	3350045	67	3350162	81	3350273	116
3340183	25	3340609	23	3350045	69	3350162	85	3350285	81
3340183	26	3340610	23	3350046	67	3350169	81	3350285	85
3340184	25	3340618	23	3350046	69	3350169	83	3350286	
3340184	26	3340620	23	3350047	69	3350169	85	3350286	
3340185	25	3340638	31	3350047	79	3350177	81	3350288	81
3340185	26	3340639	31	3350047	81	3350177	83	3350288	85
3340186	25	3340640	31	3350047	83	3350177	85	3350290	81
3340186	26	3340641	31	3350047	85	3350178	81	3350290	85
3340187	25	3340642	31	3350048	79	3350178	83	3350294	81
3340187	26	3340645	23	3350049	79	3350178	85	3350294	83
3340199	23	3340664	25	3350053	67	3350182	81	3350294	85
3340211	25	3340664	26	3350053	69	3350182	83	3350295	81
3340211	26	3340665	25	3350055	67	3350182	85	3350295	85
3340219	25	3340666	26	3350055	69	3350183	81	3350297	26
3340219	26	3340671	23	3350056	79	3350183	83	3350301	67
3340220	25	3340671	25	3350058	25	3350183	85	3350301	69
3340220	26	3340671	26	3350058	26	3350186	81	3350316	79
3340231	23	3340671	112	3350059	25	3350186	83	3350316	81
3340267	30	3340683	31	3350059	26	3350186	85	3350316	83
3340271	30	3340684	31	3350060	79	3350192	81	3350316	85
3340272	30	3340689	32	3350062	25	3350192	83	3350316	87
3340275	30	3340692	32	3350062	26	3350192	85	3350316	89
3340277	30	3340695	32	3350062	27	3350195	81	3350316	91
3340279	30	3340696	32	3350063	25	3350195	83	3350316	92
3340281	30	3340697	32	3350063	26	3350195	85	3350318	79
3340283	30	3340700	32	3350083	79	3350198	87	3350318	91
3340286	30	3340735	32	3350084	79	3350199	87	3350319	79
3340287	30	3340738	32	3350085	79	3350204	79	3350319	87
3340289	30	3340823	23	3350087	79	3350204	87	3350319	89
3340294	30	3340867	23	3350090	79	3350205	79	3350319	91
3340298	30	3340949	30	3350091	79	3350205	87	3350324	79
3340300	30	3340979	25	3350091	79	3350221	87	3350324	83
3340305	30	3340979	26	3350093	79	3350222	87	3350324	85
3340307	30	3340988	23	3350094	79	3350225	79	3350324	87
3340308	30	3340988	23	3350095	79	3350225	81	3350324	89
3340378	23	3340988	27	3350096	79	3350225	83	3350325	79
3340381	23	3340992	25	3350099	79	3350225	85	3350325	91
3340385	23	3340992	26	3350101	79	3350225	87	3350326	26
3340386	23	3341012	26	3350102	79	3350226	79	3350329	
3340405	23	3341013	26	3350103	79	3350226	81	3350331	
3340409	23	3341014	26	3350104	79	3350226	83	3350331	83
3340410	23	3341015	26	3350107	79	3350226	85	3350331	85
3340411	23	3341018	21	3350119	81	3350226	87	3350332	81
3340413	23	3341019	21	3350119	83	3350226	89	3350332	83

INDEX

PART NO.	PAGE	PART NO.	PAGE	PART NO.	PAGE	PART NO.	PAGE	PART NO.	PAGE
3350332	85	3350491	87	3350723	79	3351005	85	3351253	87
3350337	25	3350492	87	3350724	79	3351005	91	3351254	87
3350337	26	3350493	83	3350725	79	3351006	79	3351255	81
3350338	25	3350493	85	3350726	79	3351006	87	3351256	81
3350338	26	3350494	69	3350727	79	3351008	81	3351257	67
3350340	69	3350495	69	3350728	79	3351008	83	3351257	69
3350346	87	3350497	69	3350729	79	3351008	85	3351268	70
3350347	69	3350497	73	3350735	79	3351008	87	3351283	21
3350349	69	3350499	69	3350742	79	3351008	89	3351293	21
3350353	81	3350499	73	3350743	79	3351008	91	3351299	21
3350354	81	3350501	69	3350744	79	3351008	92	3351477	79
3350362	116	3350501	73	3350745	79	3351009	87	3351477	81
3350370	116	3350502	69	3350760	79	3351009	92	3351477	83
3350388	85	3350520	83	3350772	79	3351010	87	3351477	85
3350393	81	3350553	81	3350778	79	3351011	79	3351477	87
3350393	83	3350553	83	3350779	79	3351011	81	3351480	91
3350393	85	3350553	85	3350780	79	3351011	83	3351490	70
3350396	81	3350560	83	3350782	79	3351011	85	3351491	70
3350396	83	3350561	83	3350783	79	3351011	87	3351494	81
3350396	85	3350567	81	3350784	79	3351011	89	3351494	85
3350398	81	3350567	83	3350785	79	3351011	91	3351517	79
3350398	83	3350567	85	3350795	69	3351011	92	3351518	79
3350398	85	3350567	87	3350799	79	3351011	112	3351519	79
3350399	81	3350567	89	3350799	81	3351013	81	3351528	67
3350399	83	3350572	83	3350799	85	3351013	83	3351536	75
3350399	85	3350572	87	3350801	79	3351013	85	3351540	79
3350403	81	3350573	87	3350804	79	3351013	87	3351564	79
3350403	83	3350576	81	3350805	79	3351013	89	3351571	79
3350403	85	3350576	85	3350806	79	3351013	91	3351572	87
3350404	81	3350576	87	3350807	79	3351013	92	3351572	89
3350404	83	3350577	87	3350808	79	3351014	79	3351572	91
3350404	85	3350577	89	3350855	21	3351014	87	3351573	87
3350406	81	3350577	91	3350881	67	3351014	92	3351573	89
3350406	83	3350578	81	3350881	69	3351015	79	3351573	91
3350406	85	3350579	83	3350881	72	3351015	81	3351587	21
3350410	116	3350579	87	3350885	67	3351015	83	3351590	21
3350418	81	3350579	89	3350885	69	3351015	85	3351599	21
3350418	83	3350579	89	3350885	71	3351015	87	3351606	21
3350418	85	3350579	91	3350887	67	3351015	89	3351607	21
3350419	81	3350579	92	3350887	69	3351015	91	3351609	21
3350419	83	3350580	83	3350893	67	3351015	92	3351610	21
3350419	85	3350583	81	3350900	67	3351059	67	3351613	72
3350452	81	3350583	83	3350901	67	3351059	69	3351617	21
3350452	85	3350583	85	3350901	69	3351067	21	3351620	87
3350452	87	3350641	81	3350903	67	3351067	21	3351620	89
3350452	91	3350641	83	3350903	69	3351133	67	3351624	21
3350453	87	3350641	85	3350904	67	3351133	69	3351626	21
3350453	89	3350656	83	3350904	69	3351134	67	3351640	73
3350453	91	3350656	85	3350906	21	3351134	69	3351643	73
3350454	87	3350657	83	3350907	67	3351145	73	3351643	74
3350454	89	3350657	85	3350908	67	3351157	67	3351647	73
3350454	91	3350661	85	3350908	69	3351158	67	3351648	73
3350455	87	3350676	79	3350917	21	3351161	67	3351649	73
3350455	91	3350693	79	3350918	21	3351169	23	3351650	73
3350456	87	3350695	79	3350919	21	3351171	23	3351650	74
3350457	87	3350696	79	3350922	67	3351173	67	3351651	73
3350458	87	3350697	79	3350925	67	3351173	69	3351651	74
3350459	87	3350698	79	3350928	79	3351186	25	3351652	73
3350460	81	3350699	79	3350932	67	3351186	26	3351658	73
3350461	81	3350700	79	3350933	67	3351186	27	3351659	73
3350462	79	3350703	79	3350934	67	3351231	83	3351660	73
3350463	79	3350704	87	3350935	67	3351231	85	3351667	73
3350464	79	3350705	79	3350945	70	3351241	79	3351668	73
3350467	79	3350708	79	3350946	70	3351241	91	3351669	73
3350469	79	3350708	81	3350951	70	3351243	26	3351684	21
3350470	79	3350708	83	3350952	70	3351244	87	3351685	21
3350488	79	3350708	85	3350954	70	3351245	87	3351687	21
3350488	83	3350708	87	3350955	70	3351250	83	3351694	21
3350488	85	3350709	79	3350957	70	3351250	85	3351696	21
3350488	87	3350710	79	3350958	70	3351251	83	3351724	73
3350488	92	3350718	79	3350959	70	3351251	85	3351724	74
3350489	87	3350719	79	3351005	81	3351252	83	3351732	85
3350490	87	3350722	79	3351005	83	3351252	85	3351770	21

INDEX

PART NO.	PAGE	PART NO.	PAGE	PART NO.	PAGE	PART NO.	PAGE	PART NO.	PAGE
3352189	79	3352381	89	3360437	39	3360816	54	3370220	47
3352192	73	3352409	89	3360438	39	3360817	54	3370221	48
3352192	74	3352410	89	3360439	39	3360818	54	3380001	112
3352202	67	3352421	23	3360466	35	3360819	54	3380004	112
3352202	69	3352439	21	3360474	21	3360820	13	3380008	112
3352203	67	3352446	21	3360477	36	3360820	49	3380009	112
3352203	69	3352446	23	3360508	39	3360822	118	3380017	28
3352204	81	3352447	21	3360550	35	3360824	118	3380017	112
3352204	83	3352448	21	3360552	35	3360825	118	3380022	112
3352204	85	3352449	21	3360553	35	3360826	118	3380024	112
3352204	87	3352453	89	3360554	35	3360828	118	3380042	25
3352204	87	3352454	89	3360556	35	3360831	75	3380042	26
3352204	89	3352463	89	3360558	35	3360832	45	3380042	112
3352204	91	3352466	89	3360559	35	3360833	118	3380059	23
3352205	81	3352467	89	3360561	35	3360834	118	3380062	23
3352205	83	3352470	89	3360563	35	3360835	118	3380074	26
3352205	85	3352471	89	3360564	35	3360836	118	3380079	23
3352205	87	3352473	89	3360566	36	3360837	118	3380079	25
3352205	89	3352475	89	3360566	71	3360838	118	3380079	26
3352205	91	3352476	89	3360567	36	3360839	118	3380079	87
3352205	112	3352481	25	3360569	36	3360841	45	3380081	25
3352210	87	3352481	26	3360570	36	3360849	75	3380081	26
3352214	89	3352491	15	3360573	35	3360851	118	3380081	87
3352214	91	3352492	15	3360574	35	3360860	75	3380081	89
3352214	92	3360008	44	3360594	39	3360863	77	3380081	91
3352215	89	3360036	23	3360601	54	3360863	89	3380090	25
3352215	91	3360042	103	3360605	54	3360863	92	3380090	26
3352216	89	3360044	41	3360610	54	3360887	97	3380090	87
3352216	91	3360052	32	3360623	37	3360909	18	3380090	89
3352216	92	3360055	37	3360623	41	3360910	18	3380090	91
3352217	89	3360055	41	3360624	37	3360911	18	3380092	25
3352217	91	3360059	37	3360624	41	3360913	75	3380092	26
3352217	92	3360059	41	3360632	53	3361005	46	3380092	87
3352218	89	3360059	45	3360635	71	3361019	51	3380101	112
3352218	91	3360103	36	3360636	71	3361022	49	3380103	112
3352219	91	3360104	40	3360637	71	3361023	50	3380109	112
3352219	92	3360111	40	3360641	71	3361026	50	3380111	23
3352220	91	3360115	40	3360643	71	3361028	53	3380112	23
3352221	91	3360116	41	3360649	39	3361029	53	3380135	117
3352232	91	3360150	72	3360649	40	3361030	53	3380136	117
3352233	91	3360165	42	3360654	7	3361031	53	3380140	117
3352251	89	3360165	43	3360654	4	3361032	53	3380193	117
3352251	91	3360169	23	3360654	41	3361035	53	3380194	117
3352251	92	3360173	21	3360655	37	3361036	53	3380197	117
3352259	91	3360174	21	3360655	41	3361037	53	3380198	117
3352259	92	3360175	21	3360656	37	3361038	47	3380202	117
3352264	91	3360176	21	3360656	39	3361038	53	3380218	117
3352264	92	3360177	9	3360656	40	3370044	59	3380221	117
3352268	91	3360187	118	3360661	105	3370044	61	3380222	117
3352268	92	3360192	118	3360669	107	3370045	59	3380304	114
3352274	77	3360204	118	3360671	54	3370045	61	3380305	114
3352279	75	3360264	54	3360672	54	3370047	59	3380306	114
3352283	91	3360269	15	3360673	54	3370048	59	3380308	71
3352284	77	3360269	54	3360685	42	3370059	59	3380309	71
3352284	91	3360283	53	3360685	97	3370059	61	3380311	117
3352285	77	3360284	53	3360690	73	3370147	75	3380387	25
3352285	91	3360285	53	3360697	73	3370147	77	3380388	23
3352286	91	3360293	54	3360700	73	3370147	92	3380390	112
3352287	91	3360296	54	3360701	73	3370148	92	3380419	117
3352288	91	3360304	54	3360723	47	3370149	75	3380420	117
3352289	91	3360343	53	3360726	51	3370149	77	3380421	117
3352297	75	3360363	54	3360761	74	3370154	49	3380422	117
3352298	75	3360367	73	3360784	73	3370164	50	3380423	42
3352305	75	3360369	37	3360795	35	3370164	95	3380438	118
3352358	92	3360369	41	3360795	37	3370175	95	3380442	89
3352368	87	3360370	37	3360795	41	3370194	47	3380442	91
3352371	67	3360397	36	3360795	72	3370194	48	3380443	89
3352371	69	3360399	36	3360795	89	3370195	47	3380443	91
3352379	87	3360405	36	3360800	72	3370195	48	3380449	75
3352379	89	3360411	36	3360801	74	3370203	51	3380452	75
3352380	87	3360414	120	3360803	13	3370204	51	3380453	75
3352380	89	3360416	37	3360803	49	3370210	49	3380458	75
3352381	87	3360436	39	3360803	53	3370212	51	3380459	89

INDEX

PART NO.	PAGE	PART NO.	PAGE	PART NO.	PAGE	PART NO.	PAGE	PART NO.	PAGE
3380459	91	3390649	112	6000399	83	6100235	111	6425022	13
3380468	113	3390650	112	6000399	85	6100250	23	6425022	49
3380469	113	3561027	120	6000403	67	6100284	14	6430081	11
3380470	113	3561028	120	6000403	69	6200047	96	6430082	11
3380472	18	3561029	120	6000405	79	6200047	99	6430322	13
3380481	27	3561030	120	6000410	23	6200059	112	6430322	49
3380483	13	4470350	40	6000412	101	6200106	26	6435030	97
3380483	115	4470927	40	6000416	25	6200120	6	6435032	9
3380484	13	6000005	21	6000416	26	6200174	42	6435034	9
3380484	115	6000005	67	6000423	79	6200174	43	6435038	9
3380485	13	6000005	69	6000423	87	6200174	44	6435038	43
3380485	115	6000011	67	6000455	53	6200174	111	6435120	42
3380486	13	6000011	69	6000459	9	6200175	9	6435280	42
3380486	115	6000012	9	6000465	23	6200175	74	6435441	97
3380487	13	6000056	15	6000466	30	6200179	32	6440018	30
3380487	115	6000057	77	6000468	30	6200179	44	6440019	9
3380488	13	6000068	48	6000476	97	6200179	74	6440039	9
3380488	115	6000090	32	6000480	25	6200179	111	6440040	9
3380489	13	6000100	32	6000480	26	6200204	96	6440043	9
3380489	115	6000100	35	6000571	21	6200219	25	6440047	9
3380497	115	6000100	36	6000571	81	6200251	104	6440048	9
3380498	115	6000100	40	6000571	83	6200280	7	6440079	9
3380499	115	6000101	32	6000571	85	6200292	74	6440098	9
3380500	115	6000101	35	6000571	89	6200292	102	6440103	9
3380501	115	6000103	32	6000573	30	6200292	104	6440162	14
3380502	115	6000103	36	6000622	70	6200292	105	6440162	16
3380503	115	6000207	97	6000656	99	6200343	7	6440164	14
3380580	119	6000216	32	6000685	61	6200362	93	6440164	16
3380581	119	6000216	36	6000685	63	6200364	7	6440165	14
3380582	50	6000233	13	6000685	63	6200366	102	6440166	14
3380582	115	6000251	79	6000697	81	6200414	107	6440167	14
3380868	77	6000251	81	6000697	83	6200417	104	6440170	14
3390002	112	6000251	83	6000697	85	6200419	105	6440172	16
3390022	112	6000251	85	6000721	61	6200427	103	6440199	14
3390024	112	6000251	87	6000792	13	6200488	96	6440199	16
3390025	112	6000252	27	6000792	16	6303119	13	6440202	53
3390030	23	6000265	85	6000802	21	6303278	14	6445009	97
3390058	119	6000270	21	6001005	75	6303278	16	6445009	99
3390061	119	6000270	67	6001005	77	6303353	118	6450095	119
3390072	79	6000271	70	6001009	87	6303356	113	6450357	44
3390072	81	6000272	70	6001009	89	6303435	103	6460027	9
3390072	85	6000287	9	6001146	89	6303603	113	6460028	9
3390095	5	6000288	9	6100008	71	6309067	93	6460029	9
3390149	120	6000289	9	6100010	112	6309070	99	6460044	11
3390173	5	6000290	9	6100015	67	6309070	111	6460047	11
3390190	120	6000290	81	6100015	70	6309071	105	6460066	11
3390191	120	6000290	83	6100015	75	6309071	107	6460068	11
3390407	79	6000290	85	6100015	79	6309095	96	6500020	105
3390434	112	6000293	9	6100015	81	6309095	99	6500034	119
3390434	119	6000293	10	6100015	83	6309162	39	6500035	119
3390446	19	6000294	94	6100015	85	6309261	81	6500036	119
3390533	120	6000294	109	6100017	9	6309261	83	6500037	119
3390534	120	6000295	23	6100018	9	6320056	120	6500038	119
3390535	120	6000303	11	6100028	31	6400047	15	6500039	13
3390536	120	6000317	70	6100058	31	6400073	15	6500039	119
3390537	120	6000367	67	6100058	81	6410005	10	6500040	119
3390538	120	6000367	69	6100058	83	6410006	10	6500041	96
3390539	120	6000367	70	6100058	85	6410007	10	6500045	103
3390540	120	6000368	9	6100068	71	6410008	10	6500048	108
3390562	120	6000370	9	6100090	23	6410009	10	6500053	108
3390572	99	6000376	25	6100121	73	6410011	10	6500064	102
3390581	74	6000376	26	6100121	81	6410012	10	6500064	103
3390586	42	6000376	87	6100121	83	6410013	10	6500064	104
3390620	120	6000376	89	6100121	85	6410014	10	6500064	109
3390629	120	6000389	31	6100125	9	6410015	10	6500071	104
3390636	120	6000390	31	6100126	83	6410016	10	6500105	107
3390637	120	6000396	23	6100126	85	6410016	10	6500113	105
3390643	112	6000397	81	6100126	89	6410024	10	6500113	107
3390644	112	6000397	89	6100127	73	6415103	13	6500133	105
3390645	112	6000398	25	6100137	93	6415103	49	6500133	105
3390646	112	6000398	26	6100139	120	6420030	9	6500192	107
3390647	112	6000398	79	6100233	87	6420031	9	6500194	119
3390648	112	6000399	81	6100233	91	6420032	9	6500195	119
						6420033	9	6500222	102

INDEX

PART NO.	PAGE	PART NO.	PAGE	PART NO.	PAGE	PART NO.	PAGE	PART NO.	PAGE
6500223	102	6600222	15	6600341	23	6601456	46	6602108	16
6500333	103	6600223	9	6600341	25	6601478	27	6602109	13
6500335	93	6600223	13	6600341	26	6601556	13	6602109	16
6500335	95	6600224	13	6600341	27	6601563	39	6602120	13
6500337	93	6600225	13	6600343	45	6601563	40	6602121	13
6500343	93	6600237	13	6600363	19	6601564	13	6602121	16
6500344	93	6600248	112	6600368	19	6601564	16	6602122	13
6500344	95	6600249	112	6600392	112	6601566	13	6602123	13
6500345	93	6600250	112	6600463	101	6601566	16	6602123	16
6500346	93	6600251	112	6600538	36	6601709	19	6602124	13
6500346	95	6600252	112	6600538	39	6601768	91	6602125	13
6500347	93	6600258	25	6600538	54	6601768	92	6602125	16
6500350	93	6600258	26	6600601	32	6601769	13	6602126	13
6500351	93	6600258	27	6600646	13	6601769	49	6602127	13
6600040	32	6600259	25	6600646	99	6601772	75	6602127	16
6600040	35	6600259	26	6600647	13	6601774	75	6700015	40
6600040	39	6600259	27	6600647	99	6601775	75	6700015	47
6600043	102	6600265	112	6600648	13	6601775	77	6700037	61
6600043	104	6600267	112	6600648	16	6601775	92	6700038	59
6600136	99	6600277	112	6600648	99	6601777	45	6700039	61
6600137	42	6600278	112	6600662	94	6601778	45	6700040	59
6600137	43	6600279	112	6600663	94	6601779	45	6700041	59
6600137	44	6600280	112	6600679	71	6601779	46	6700080	61
6600140	36	6600281	112	6600679	74	6601787	13	6700081	61
6600140	71	6600282	112	6600726	27	6601787	16	6700082	59
6600140	74	6600293	35	6600726	28	6601796	18	6700083	61
6600152	112	6600293	36	6600726	112	6601797	18	6700084	59
6600162	42	6600293	37	6600785	102	6601798	18	6700161	36
6600162	43	6600293	41	6600785	104	6601798	95	6700161	74
6600162	44	6600293	73	6600786	102	6601801	28	6700162	32
6600162	45	6600295	35	6600786	103	6601812	13	6700162	35
6600162	111	6600295	37	6600786	104	6601812	16	6700164	32
6600168	42	6600295	41	6600829	39	6601820	91	6700164	35
6600168	43	6600295	72	6600831	39	6601820	92	6700164	36
6600168	44	6600295	73	6600832	39	6601821	91	6700164	40
6600168	45	6600296	35	6600836	42	6601821	92	6700229	59
6600168	93	6600296	37	6600836	43	6601822	18	6700229	61
6600184	9	6600296	41	6600845	54	6601843	42	6700230	61
6600185	9	6600296	72	6600865	42	6601843	43	6700255	39
6600186	9	6600296	73	6600865	43	6601846	18	6700255	40
6600187	9	6600296	89	6600871	99	6601850	18	6700255	47
6600188	9	6600299	42	6600872	99	6601921	13	6700255	50
6600193	40	6600299	43	6600874	93	6601921	16	6700284	59
6600194	42	6600299	44	6600877	99	6601922	13	6700306	50
6600194	43	6600299	45	6600878	99	6601922	16	6700310	39
6600194	44	6600301	73	6600896	99	6601923	32	6700318	107
6600194	101	6600303	39	6600921	13	6601926	112	6700390	63
6600195	111	6600304	42	6600921	16	6601956	93	6700390	63
6600196	87	6600304	43	6600921	99	6601959	94	6700390	63
6600196	99	6600304	44	6600958	18	6601960	94	6700391	63
6600196	102	6600304	45	6600958	94	6601961	93	6700391	63
6600196	103	6600305	37	6600963	36	6601987	99	6700391	63
6600196	104	6600305	41	6600963	39	6602011	92	6700392	63
6600196	105	6600305	42	6601038	10	6602020	27	6700392	63
6600196	107	6600305	43	6601039	10	6602028	102	6700450	63
6600196	111	6600305	72	6601135	13	6602028	104	6700450	63
6600197	99	6600305	74	6601177	28	6602100	13	6700450	63
6600197	111	6600306	41	6601196	94	6602100	16	6700455	59
6600199	99	6600306	42	6601210	13	6602101	13	6700581	95
6600199	111	6600306	43	6601210	16	6602101	16	6700749	47
6600200	104	6600306	72	6601306	111	6602102	13	6700749	48
6600201	104	6600306	74	6601307	111	6602102	16	6700854	61
6600201	109	6600308	30	6601308	111	6602103	13	6700854	63
6600202	104	6600310	30	6601309	111	6602103	16	6700854	63
6600202	109	6600318	109	6601319	27	6602104	13	6700854	63
6600204	96	6600324	41	6601367	28	6602104	16	6700855	59
6600205	96	6600324	42	6601367	28	6602105	13	6700875	50
6600206	79	6600324	43	6601409	18	6602105	16	6700878	47
6600208	23	6600324	72	6601409	74	6602106	13	6700878	50
6600208	25	6600324	74	6601418	13	6602106	16	6700959	13
6600208	26	6600334	5	6601455	45	6602107	13	6700959	49
6600208	27	6600339	23	6601455	46	6602107	16	6700959	95
6600210	23	6600340	23	6601456	45	6602108	13	6701048	49

INDEX

PART NO.	PAGE	PART NO.	PAGE	PART NO.	PAGE	PART NO.	PAGE	PART NO.	PAGE
6701048	53	6702167	19	7230186	92	7700032	109	7801101	53
6701073	61	6702168	19	7230187	92	7700034	108	7801102	53
6701074	61	7010069	99	7230188	92	7700034	109	7801103	53
6701076	61	7030029	99	7230189	92	7700035	108	7801104	53
6701079	50	7030128	100	7230190	92	7700035	109	7801105	53
6701510	53	7030129	100	7230191	92	7700037	96	7810001	10
6701540	53	7030130	100	7230192	92	7700038	96	7810004	10
6701832	75	7030131	100	7230194	89	7700039	96	7810006	10
6701832	77	7030132	100	7230195	89	7700040	96	7810008	10
6701832	92	7030133	100	7230196	89	7700042	96	9250004	37
6701832	118	7030134	100	7230197	89	7700046	108	9250004	41
6701838	13	7030135	100	7230198	75	7700047	108	9250022	32
6701838	49	7030136	100	7230209	89	7700048	108	9250052	40
6701838	53	7030137	100	7300013	10	7700050	108	9250052	101
6701862	49	7030138	100	7300039	10	7700056	108	9250128	96
6701868	75	7030139	100	7300043	7	7700057	108	9250128	111
6701869	77	7030140	100	7300053	10	7700058	108	9250129	9
6701869	92	7030141	100	7300120	7	7700060	108	9250129	32
6701871	95	7030142	100	7380001	7	7700062	108	9250129	32
6701897	50	7030143	100	7400004	112	7700065	108	9250129	36
6701907	50	7030144	100	7400042	15	7700067	96	9250129	42
6701947	51	7030145	100	7420004	13	7700068	96	9250129	43
6701966	50	7030146	100	7420007	13	7700069	96	9250129	111
6701966	95	7030147	100	7420008	13	7700086	108	9250201	32
6701972	50	7030148	100	7420009	13	7700087	108	9250205	32
6701975	50	7030149	100	7420016	73	7700087	109	9250205	35
6701976	50	7030150	100	7420042	13	7700088	108	9250205	36
6701980	95	7030151	100	7420046	13	7700088	109	9250208	36
6702000	50	7030152	100	7420063	36	7700089	108	9250210	35
6702017	47	7030153	100	7420076	13	7700090	108	9250211	36
6702033	50	7030154	100	7420136	13	7700091	108	9250213	35
6702043	51	7030155	100	7420220	35	7700092	108	9250304	15
6702072	47	7030156	100	7420220	37	7700093	108	9250304	16
6702072	48	7030157	100	7420220	41	7700127	104	9250307	42
6702075	47	7030158	100	7420225	42	7700128	96	9250605	13
6702075	48	7030159	100	7420225	43	7700129	96	9250605	16
6702076	47	7030160	100	7420225	44	7700130	96	9250605	99
6702076	48	7030161	100	7420232	92	7720001	102	9301215	16
6702077	47	7030162	100	7430064	96	7720001	103	9301218	15
6702077	48	7030163	100	7430065	96	7720004	104	9301218	16
6702078	48	7030164	100	7500006	63	7720008	107	9402711	18
6702079	48	7030165	100	7500006	63	7720011	105	9402828	13
6702080	48	7030166	100	7500006	63	7720011	107	9403257	19
6702081	48	7040006	9	7500007	63	7720013	105	9410205	13
6702082	47	7220028	112	7500007	63	7720014	102	9410205	16
6702082	48	7230079	25	7500007	63	7720014	103	9410205	99
6702083	48	7230079	26	7500008	63	7720014	104	9410207	13
6702084	47	7230112	81	7500008	63	7720014	105	9410207	16
6702084	48	7230112	83	7500008	63	7720014	107	9410283	13
6702085	48	7230112	85	7500009	63	7720016	105	9410285	13
6702089	47	7230113	81	7500009	63	7720016	107	9410285	16
6702090	47	7230113	85	7500010	63	7720017	107	9410309	13
6702091	48	7230114	81	7500010	63	7720018	102	9410979	13
6702092	48	7230114	85	7500011	63	7720018	103	9410979	16
6702094	47	7230115	83	7500011	63	7720018	104	9411027	73
6702094	48	7230116	83	7700024	108	7720018	107	9411027	74
6702134	53	7230118	81	7700024	109	7720020	107	9411120	99
6702135	53	7230118	83	7700025	104	7720020	107	9411638	6
6702140	53	7230118	85	7700025	108	7720021	107	9411638	53
6702143	53	7230122	81	7700025	109	7720022	107	9411638	79
6702144	53	7230122	85	7700026	108	7720023	107	9411638	97
6702155	16	7230123	81	7700026	109	7720026	107	9411638	105
6702156	19	7230123	85	7700027	108	7720035	107	9411638	107
6702157	19	7230124	83	7700027	109	7720037	107	9411727	21
6702158	19	7230125	83	7700028	108	7720042	109	9411727	42
6702159	19	7230126	81	7700028	109	7720043	107	9411727	54
6702160	19	7230126	83	7700029	108	7720045	105	9411727	54
6702161	19	7230126	85	7700029	109	7720046	109	9411727	73
6702162	19	7230127	81	7700030	108	7720055	107	9411727	79
6702163	19	7230127	83	7700030	109	7800441	21	9413569	30
6702164	19	7230127	85	7700031	108	7801098	53	9413946	15
6702165	19	7230153	44	7700031	109	7801099	53	9413946	18
6702166	19	7230185	92	7700032	108	7801100	53	9413946	32

INDEX

PART NO.	PAGE	PART NO.	PAGE	PART NO.	PAGE	PART NO.	PAGE	PART NO.	PAGE
9413946	53								
9413946	61								
9413946	73								
9413946	74								
9413946	96								
9413946	102								
9413947	36								
9413947	73								
9413947	89								
9413948	70								
9414920	51								
9416331	103								
9418936	103								
9422787	15								
9422787	16								
9426110	99								
9426125	32								
9426134	117								
9426196	96								